

# FRIGIDAIRE

affinity®



## Front Load Washers

FAFS4474L R/N/A/W


15 Wash Cycles  
3.81 Cu. Ft. D.O.E.



Optional SpaceWise® Pedestal Drawer Shown



### Signature Features



#### Ultra-Capacity Washer

The largest in its class<sup>1</sup>, so you do more laundry with less effort.



#### Ready Steam™

"Add Steam" option improves stain removal, ensuring cleaner clothes.



#### Ready Clean™

Our Ready Clean™ system gently cleans your clothes and uses a Fresh Water Rinse resulting in a better clean.



#### Quick Sanitize

Remove 99.9% of bacteria from items like kids' gloves and stuffed animals four times faster than other washers.

### Product Dimensions

Height	36"
Width	27"
Depth	30-5/16"

### More Easy To Use Features

#### Vibration Control System

Advanced vibration control technology keeps even oversized loads balanced for smooth, quiet operation. Ideal for second floor installation.

#### TimeWise® Technology

TimeWise® technology ensures wash time equals dry time — so you don't wait for clothes to dry.

#### Quick Wash<sup>2</sup>

Wash a full load in just 20 minutes.

#### Specialty Cycles

Features cycles to wash everything from stuffed animals to pet beds and active wear.

#### Fresh Water Rinse Option

An additional rinse cycle uses advanced rinse technology to effectively reduce detergents and additives.

#### NSF® Certified Allergen Cycle

Removes up to 95% of allergens.

#### Energy Saver Option

Further reduces energy use up to 60%.<sup>3</sup>

#### Stain Pretreat

A 10-minute special soak cycle that removes even the toughest stains.

#### Express-Select® Controls

Easily select options with the touch of a button.

#### SilentDesign™

Designed for quiet operation.

ENERGY STAR® Maximum Efficiency<sup>4</sup>  
NSF® International Certification



### Available in:

Classic Red (R)	Classic Blue (N)	Classic Silver (A)	Classic White (W)

<sup>1</sup>Based on I.E.C. std. 60456 4th Edition for washers 37" or less in height and 27" or less in width.

<sup>2</sup>Based on AHAM standard for 8 lb. load for various load compositions/Quick Cycle selected.

<sup>3</sup>Based on a 15.8 lb. load as tested per DOE Protocol 10CFR430, subpart B, App. J, cl.3.1.

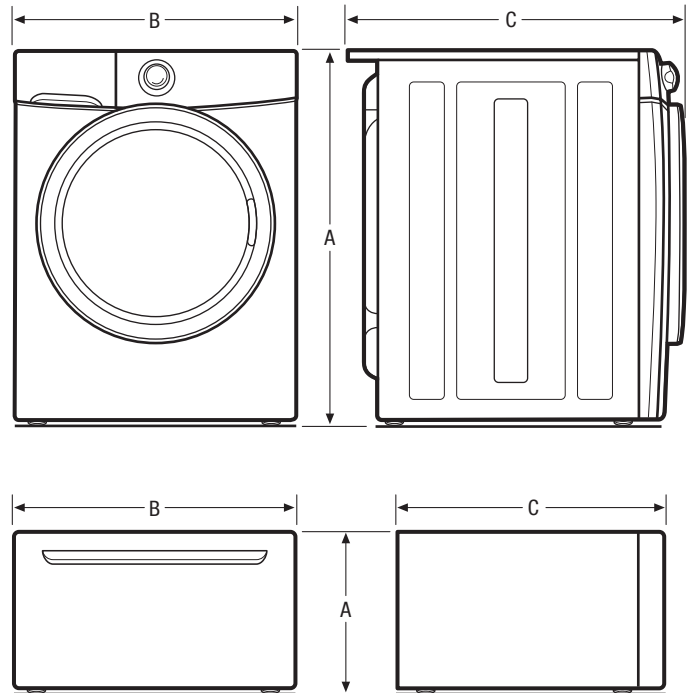
<sup>4</sup>Exceeds minimum ENERGY STAR® standard by at least 30%.

frigidaire.com

Features	
Total Capacity D.O.E. (Cu.Ft.)	3.81
Controls	Express-Select®
Washer Drum Interior	Stainless Steel
Interior Light/Door Trim	Yes, LED/Chrome
Vibration Control System	Yes
Wash System	Tumble Action
Advanced Rinse Technology	Yes
TimeWise® Technology	Yes
Ready Clean™/Ready Steam™	Yes/Yes
Fresh Water Rinse Option	Yes
Stay-Fresh™ Door Seal	Yes
Automatic Temperature Control	Yes
Automatic Water Level Adjustments	Yes
Auto Prewash Detergent Dispenser	Yes
Auto Bleach Dispenser	Yes
Auto Detergent Dispenser	Yes
Auto Fabric Softener Dispenser	Yes
Time Remaining Indicator	Yes
Cycle Status Lights	Yes
Cycle Signal/Cycle Signal "On/Off"	Chime/Yes
Cycle Signal Volume Control	Yes
Door Lock Indicator Light	Yes
Control Lock/Stay-Put Door	Yes/Yes
Start/Pause/Cancel Buttons	Yes
Energy Saver Option	Yes
Delay Start	1 to 20 Hours
Integral Water Heater	Yes, 1000 Watts
Tumble Speed (RPM)	33/47
Spin Speed (Maximum RPM)	1300
Sound Package	SilentDesign™
Adjustable Leveling Legs	Yes
Cycles	
Wash Cycles/Specialty Cycles	15/6
Options	
Water Temperature Selections	5
Water Levels	Automatic/Max Fill
Spin Speed/Soil Level Selections	5/5
Allergen	Yes
Optional Accessories	
Dryer Stacking Kit	PN# STACKIT4X
15" Frigidaire Affinity® Pedestal Drawers	
Classic Red (R)	(R) PN# CFPWD15R
Classic Blue (N)	(N) PN# CFPWD15N
Classic Silver (A)	(A) PN# CFPWD15A
Classic Black (B)	
Classic White (W)	(W) PN# CFPWD15W
Mobile Home Installation Kit	PN# 137067200
Drain Hose Extension Kit	PN# 137098000
Certifications	
ENERGY STAR® Maximum Efficiency¹	Yes
NSF® Certified Sanitize/Allergen	Yes/Yes
Specifications	
Power Supply Connection Location	Right Top Rear
Water Inlet Connection Location	Left Top Rear
Voltage Rating	120V/60Hz/15A
Connected Load (kW Rating) @ 120 Volts²	1.4
Watts @ 120 Volts/Amps @ 120 Volts	1,000/8
Minimum Circuit Required (Amps)	20
Shipping Weight (Approx.)	222 Lbs.

¹Exceeds minimum ENERGY STAR® standard by at least 30%.

²For use on adequately wired 120V, dedicated circuit having 2-wire service with a separate ground wire. Appliance must be grounded for safe operation.



NOTE: For planning purposes only. Always consult local and national electric and plumbing codes. Refer to Product Installation Guide for detailed installation instructions on the web at [frigidaire.com](http://frigidaire.com).



Product Dimensions	
A - Height (Single)	36"
Height (Stacked)	71-1/2"
B - Width	27"
C - Depth	30-5/16"
Depth with Door Open 90°	51-7/16"
Pedestal Dimensions	
A - Height	15-1/4"
B - Width	27"
C - Depth	26-1/4"

Accessories information available on the web at [frigidaire.com](http://frigidaire.com)

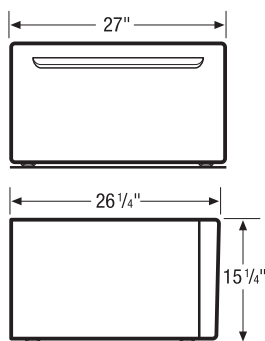
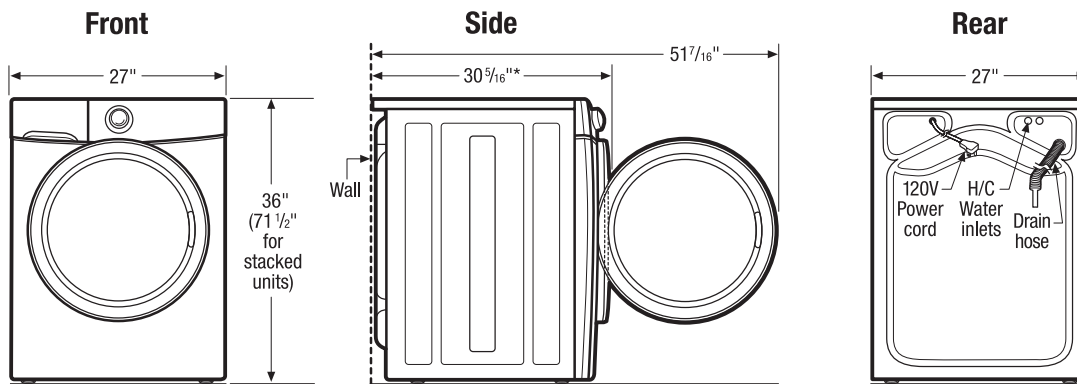
## FRIGIDAIRE

USA • 10200 David Taylor Drive • Charlotte, NC 28262 • 1-800-FRIGIDAIRE • [frigidaire.com](http://frigidaire.com)  
CANADA • 5855 Terry Fox Way • Mississauga, ON L5V 3E4 • 1-800-265-8352 • [frigidaire.ca](http://frigidaire.ca)

FAFS4474L 09/11

© 2011 Electrolux Home Products, Inc.

Specifications subject to change.  
Printed in the U.S.A.



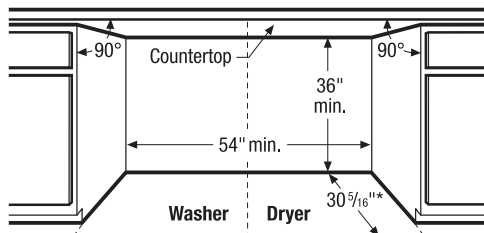
### 15" Drawer Pedestal Installation

Elevates washer height to 51 1/4". For detailed pedestal installation, refer to instructions included with pedestal or on web.

**Note:** Pedestal Installation requires modified utility hookup locations. For details, refer to Product Installation Guide on web.

### Built-In Installations

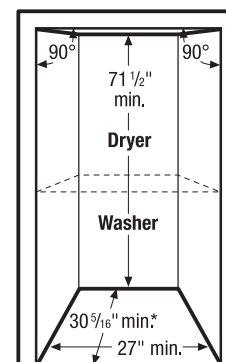
For built-in installations, NO minimum clearance required around sides or backs of units. For closet installation, allow additional 1" clearance between fronts of units and door. Location of plumbing, exhaust and utility hookups MUST be considered in built-in installations. For additional installation details, refer to Product Installation Guides on web.



### Side-by-Side Units in Under-Counter Installation

Can be installed with standard countertop and/or cabinetry.

\* To achieve minimal installation depth dimensions, dryer MUST be vented straight back. For installation with quick-turn 90° elbow, refer to Product Installation Guide on web for approximate clearances incurred with multi-directional exhausting options in freestanding, pedestal-mounted, or stacked installation.



### Stacked Units in Recessed or Closet Installation

For detailed stacked installation, refer to instructions included with Stacking Kit or on web. **Note:** Stacked installation requires modified utility hookup locations for dryer. For details, refer to Product Installation Guide on web.

### Front Load Washer Specifications

- Product Shipping Weight (approx.) - 222 Lbs.
- An electrical supply with grounded three-prong receptacle is required. The power supply circuit must be installed in accordance with current edition of National Electrical Code (ANSI/NFPA 70) and local codes & ordinances. (Do not use same circuit as dryer.)
- Voltage Rating - 120V/60 Hz/15 Amps
- Amps @ 120 Volts = 8 Amps
- Equipped with 120V 3-wire power supply cord, approx. 60" long.
- Always consult local and national electric & plumbing codes.
- To maximize detergent effectiveness, ambient temperature should never be below 60° F.
- Can be installed alone, with or without optional 15" Drawer Pedestal, or stacked below matching Frigidaire® Affinity Dryer, which requires installation of optional Dryer Stacking Kit. (For installation details, refer to instructions included with optional pedestal or stacking kit or on web.)
- Can be built in with matching Frigidaire® Affinity Dryer in under-counter, recessed or closet installation. (Refer to Built-In Installations on this page for cutout dimensions. For additional installation details, refer to Product Installation Guide on web.)
- Closet installation requires vented door with 2 unobstructed louvered openings, minimum 60 sq. in. each, located 3" from top and bottom of door. Full-length 120 sq. in. opening also acceptable. Allow additional 1" clearance between fronts of units and closed door.
- Do NOT install in area exposed to dripping water or outdoor weather conditions, or where gasoline or other flammables, including automobiles, are kept or stored.

- Floor MUST be solid with 1" maximum slope. To minimize vibration or movement, reinforcement of floor may be necessary. Do NOT install on carpeted surface.
- Leveling legs supplied to level washer properly and reduce excessive noise and vibration.
- H/C water faucets MUST be installed within 42" of washer's water inlet and MUST be 3/4" to connect to 43" inlet hoses.
- Water pressure MUST be between 30 and 120 psi with NOT more than 10 psi pressure difference between hot and cold.
- Drain required with standpipe diameter of 1-1/4" min. and height of 24" min./96" max. above floor, capable of eliminating 17 gallons per minute. Attached 52" drain hose can reach 74"-high standpipe. For higher standpipe, optional Drain Hose Extension Kit available.

**Note:** For planning purposes only. Refer to Product Installation Guide on the web at [frigidaire.com](http://frigidaire.com) for detailed instructions.

### Optional Accessories

- Dryer Stacking Kit - (PN# STACKIT4X).
- 15" Classic Red Drawer Pedestal - (PN# CFPWD15R).
- 15" Classic Blue Drawer Pedestal - (PN# CFPWD15N).
- 15" Classic Silver Drawer Pedestal - (PN# CFPWD15A).
- 15" Classic White Drawer Pedestal - (PN# CFPWD15W).
- Mobile Home Installation Kit - (PN# 137067200).
- Drain Hose Extension Kit - (PN# 137098000).