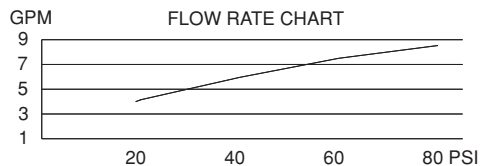


SINGLE HANDLE PRESSURE BALANCE TUB & SHOWER FAUCET

Description

- Single handle with 4" downpour showerhead
- Cast slip-fit spout
- Diverter on valve (Tub & Shower only)
- Back to back installation capabilities

Flow & Valving



Standards

- ASME A112.18.1
- CSA B125
- ASSE 1016
- Listed IAPMO/UPC
- Energy policy act of 1992
- ADA Accessibility Guidelines for Buildings and Facilities - 4.27.4 Controls and Mechanisms

Warranty

Danze products are covered by a manufacturer's limited "lifetime" warranty for manufacturing defects.



D504054 (shown)
SONORA™

Available Colors & Finish

- Chrome
- Brushed Nickel (BN)
- Chrome w/Satin Nickel Accents (CSN)

Trim Kits: (for use w/pressure balance valves)

- D504054T (Tub/Shower trim)
- D504554T (Shower only trim)
- D500654T (Tub trim w/valve escutcheon)
- D500454T (Valve only escutcheon trim w/diverter)
- D510454T (Valve only escutcheon trim w/o diverter)

Special Packaging

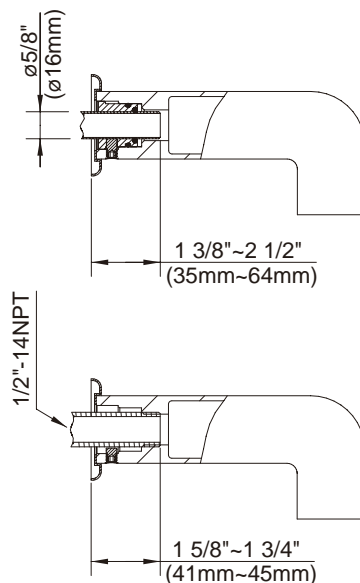
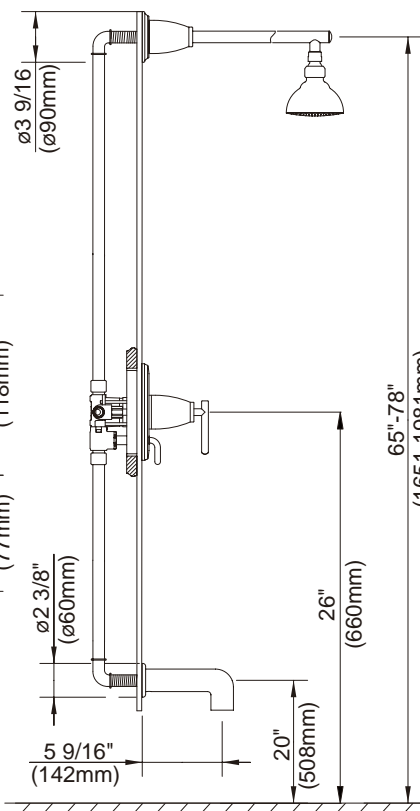
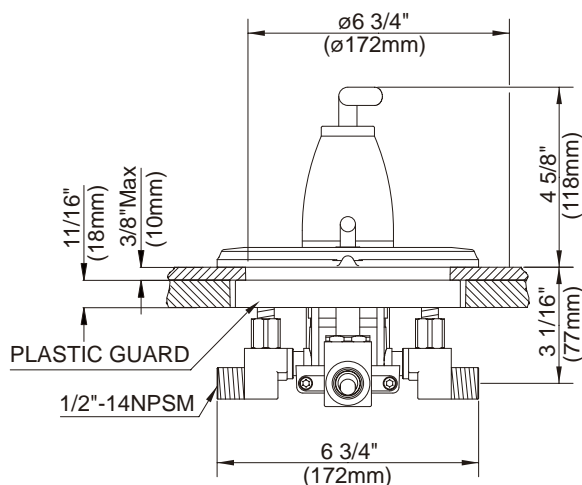
- This product also available with valve packaged separate from trim.
- Tub & Shower and Valve Only Escutcheon w/Diverter Trim Kit - use w/valve:
D113000BT (w/diverter & stops)
- Shower Only & Tub & Valve Only Escutcheon w/o Diverter Trim Kit - use w/valve:
D112000BT (w/stops) or D115000BT (w/o stops)
- Pressure Balance Valves are combination 1/2" copper sweat, 1/2" NPT threaded connectors for all ports.

With Diverter & Stops:

D504054 (Tub/Shower)

With Stops:

D504554 (Shower only)



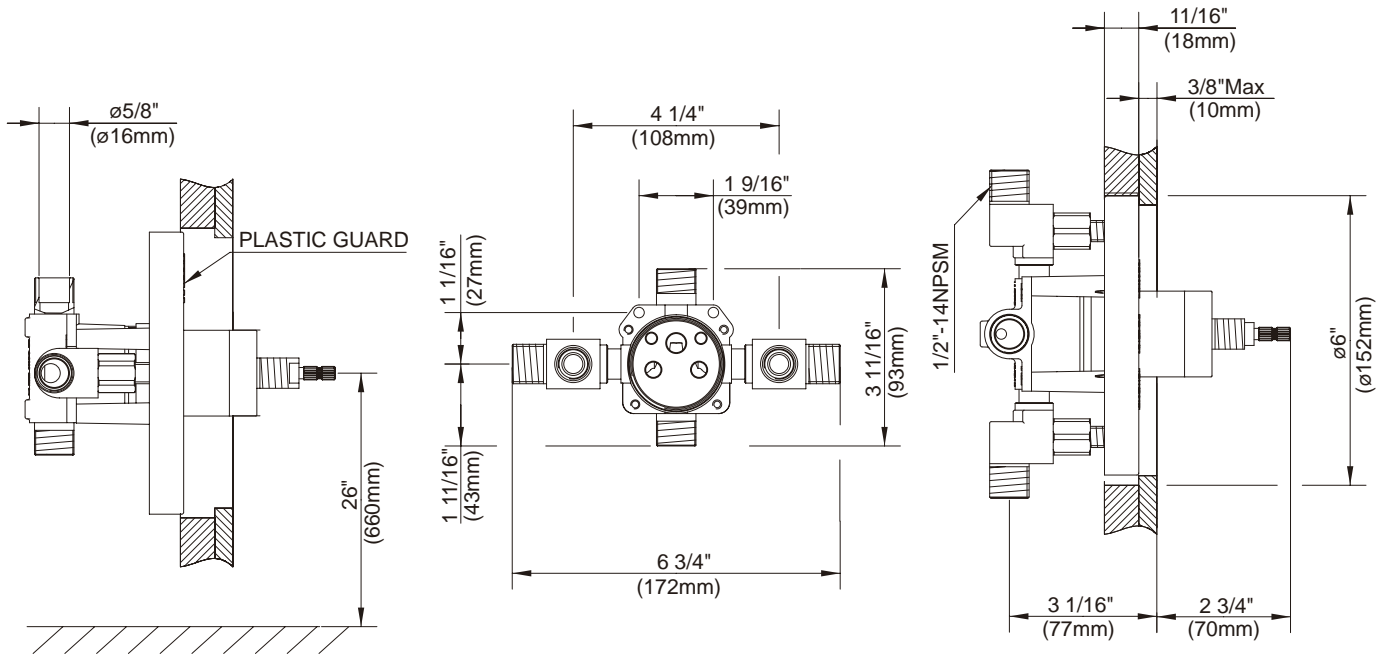
Specific Features: _____ Submitted Model No.: _____

SD504054/04-07.02

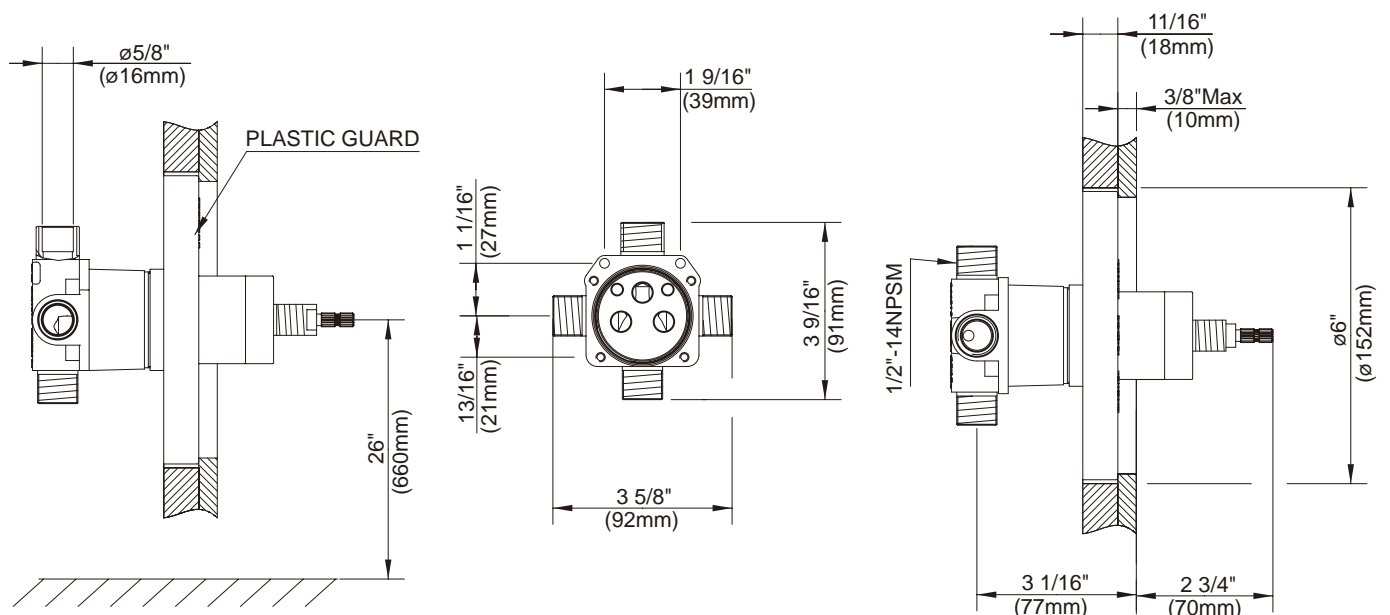
SINGLE HANDLE PRESSURE BALANCE TUB & SHOWER VALVES

Critical Dimensions : Rough-in valve D112000BT (w/stops) & D115000BT (w/o stops)

W/SCREWDRIVER STOPS



W/DIVERTER & STOPS



Specific Features: _____ Submitted Model No.: _____