

### KITCHEN SINK FAUCET K-16109

ADA CSA B651 OBC


#### Features

- Brass construction
- Brass valve bodies
- Quarter-turn washerless ceramic disc valves
- For 8" (20.3 cm) centers
- 9-3/16" (23.3 cm) swing spout reach
- Matching finish sidespray
- Lower flow aerator options are available (refer to the Kohler Price Book)
- 2.2 gpm (8.3 lpm) maximum flow rate

#### Codes/Standards Applicable

Specified model meets or exceeds the following at date of manufacture:

- ADA
- ICC/ANSI A117.1
- CSA B651
- OBC
- ASME A112.18.1/CSA B125.1
- NSF 61
- Energy Policy Act of 1992
- All applicable US Federal and State material regulations










#### Colors/Finishes

- CP: Polished Chrome
- BN: Brushed Nickel
- BX: Vibrant® Brazen Bronze
- Other: Refer to Price Book for additional colors/finishes

#### Accessories

- NA: None applicable

#### Specified Model

Model	Description	Scroll Handles			Traditional Handles			
								
K-16109-4	Kitchen sink faucet	<input type="checkbox"/> CP	<input type="checkbox"/> BN	<input type="checkbox"/> Other ____				
K-16109-4A	Kitchen sink faucet				<input type="checkbox"/> CP	<input type="checkbox"/> BN	<input type="checkbox"/> BX	<input type="checkbox"/> Other ____
<b>Optional Accessories</b>								
1095353	Deep roughing-in kit for two-handle faucet and sidespray – fits 1-3/8" (3.5 cm) to 2-1/8" (5.4 cm) countertop thickness							<input type="checkbox"/> NA

#### Product Specification

The two-handle kitchen sink faucet shall be made of brass construction with brass valve bodies. Product shall have a maximum flow rate of 2.2 gallons (8.3 L) per minute with lower flow aerator options available (refer to the Kohler Price Book). Product shall feature quarter-turn washerless ceramic disc valves, a 9-3/16" (23.3 cm) swing spout reach, and matching finish sidespray. Product shall be for 8" (20.3 cm) centers. Faucet shall be Kohler Model K-16109-\_\_\_\_-\_\_\_\_.

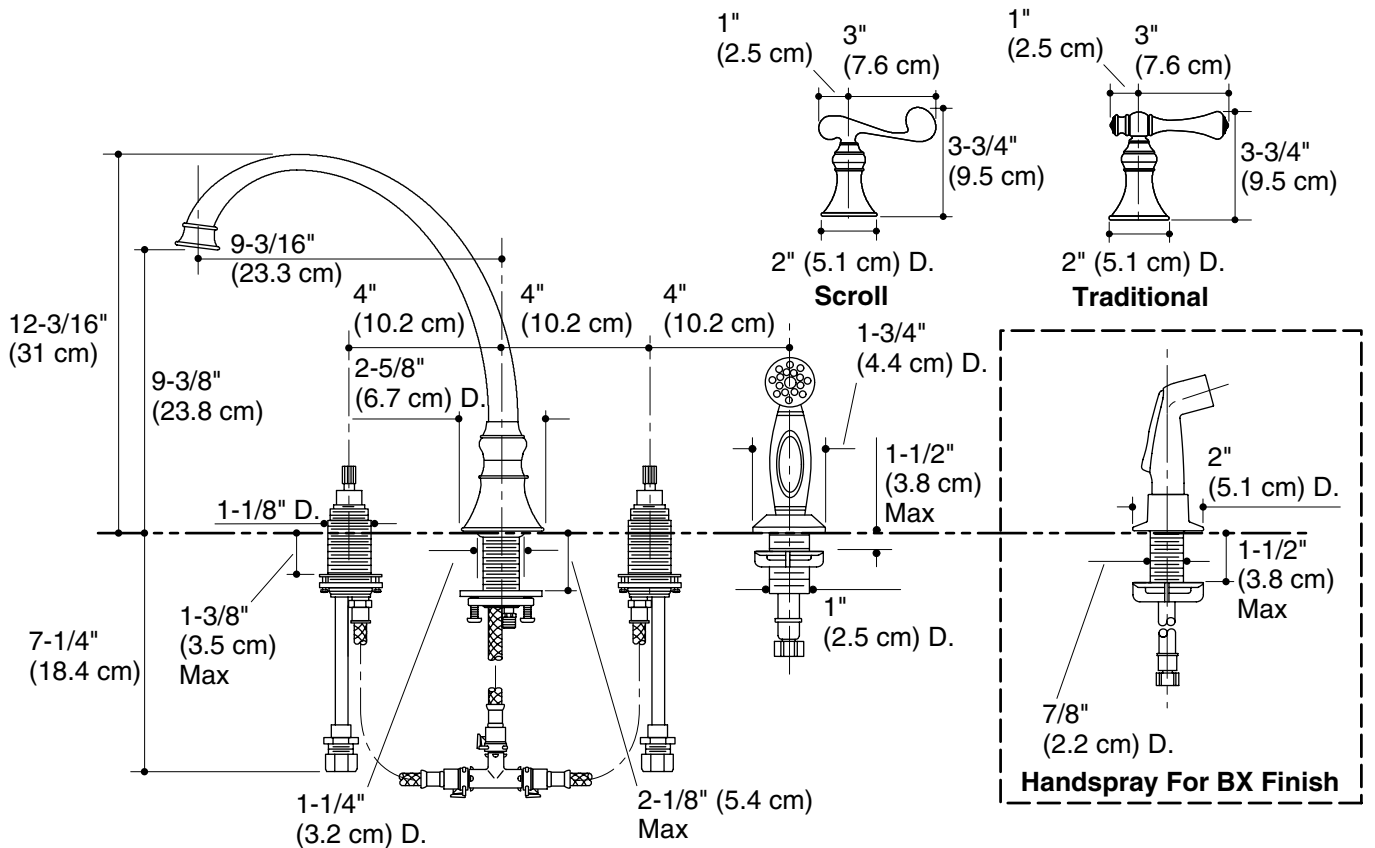
# REVIVAL®

## Installation Notes

Install this product according to the installation guide.

Lower flow aerator options are available. Please refer to the Kohler Price Book.

**ADA, CSA B651, OBC** compliant when installed to the specific requirements of these regulations.



**Product Diagram**