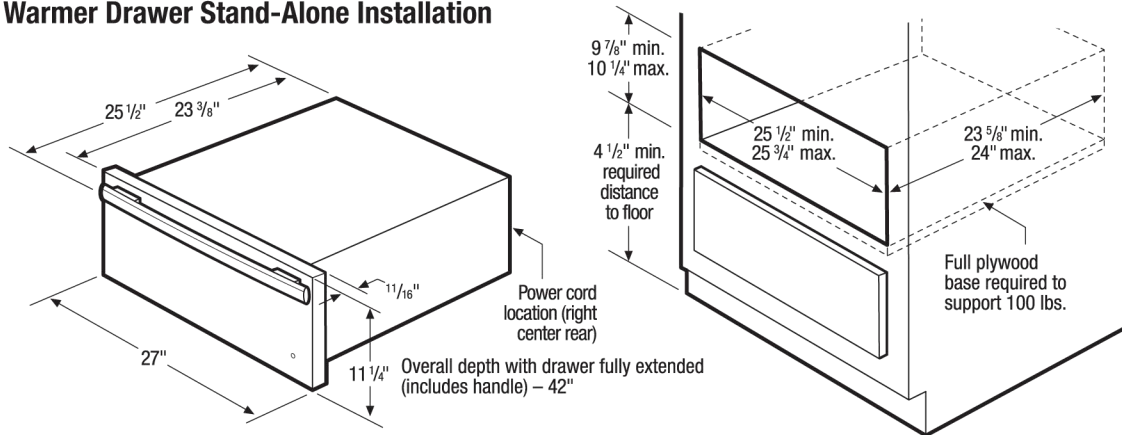


Warmer Drawer Stand-Alone Installation

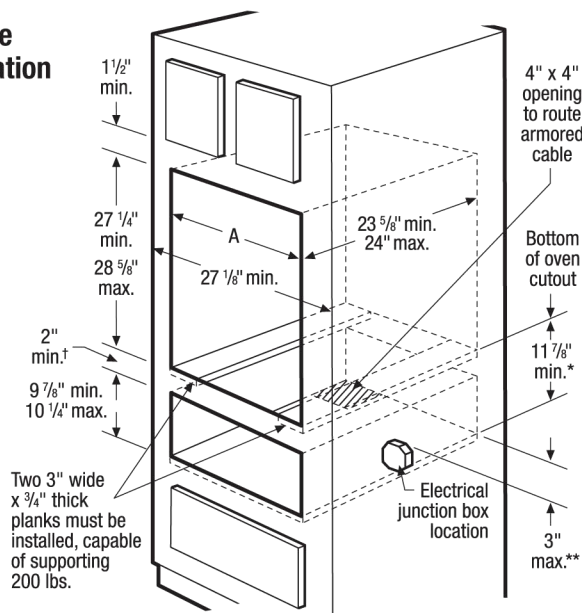
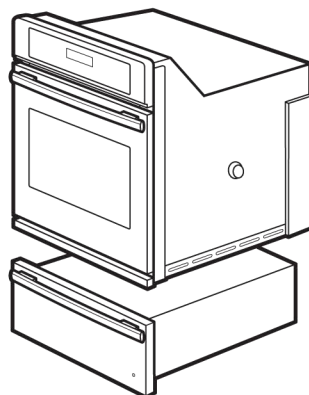


Warmer Drawer Specifications

- Product Shipping Weight (approx.) – 55 Lbs.
- Voltage Rating – 120V/450W/60 Hz/15 Amps
- Connected Load (kW Rating) @ 120 Volts = 0.5 kW
(For use on adequately wired 120V, dedicated circuit having 2-wire service with a separate ground wire. Appliance must be grounded for safe operation.)
- Amps @ 120V = 3.8 Amps
- Recommended Circuit Breaker – 15 Amps

- Always consult local and national electric codes.
- Full plywood base required, capable of supporting 100 Lbs.
- Base must be level and cabinet front must be square.
- Warmer Drawer can be used alone, or is approved to be used in combination with any Frigidaire® Wall Oven. (Refer to *Combination Installation Specifications and drawing on this page.*)
- Warmer Drawer is approved to be used in combination with any Frigidaire® Built-In Microwave and/or Electric Single Wall Oven.

27" Warmer Drawer/27" Single Wall Oven Combination Installation



Cutout Width (A)	
Wall Oven	24 7/8" min. 25 1/4" max.
Warmer Drawer	25 1/2" min. 25 3/4" max.

*Critical dimension – MUST be applied

**Electrical junction box for Wall Oven must be lower than the Warmer Drawer cutout

† Maximum height depends on critical dimension (11 7/8")

Warmer Drawer/Wall Oven Combination Specifications

- To support Wall Oven when using in combination with Warmer Drawer, two 3"-wide x 3/4"-thick planks must be installed as a base, capable of supporting 200 Lbs. Do NOT use full base, since planks are necessary to allow for proper air displacement.

Note: For planning purposes only. Refer to Product Installation Guide on the web at frigidaire.com for detailed instructions.