

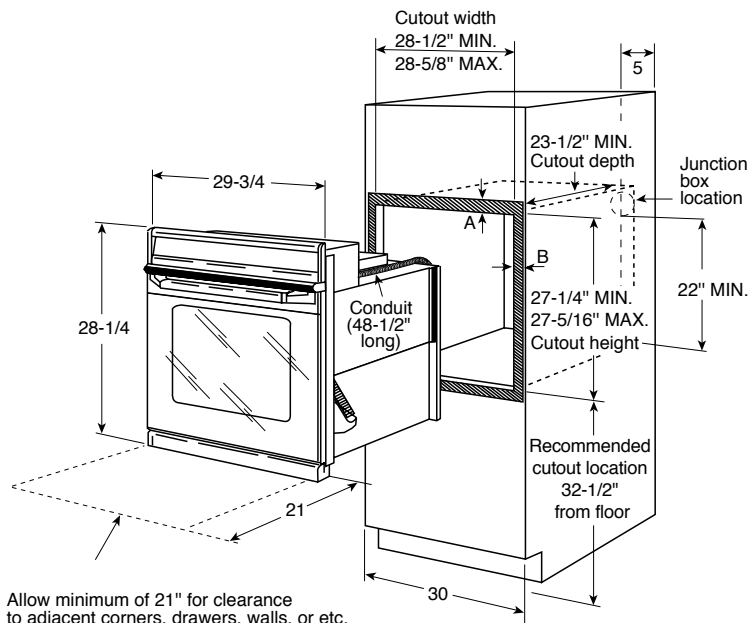


GE Appliances

JTP20BF/CF/WF – GE 30" Built-In Single Oven

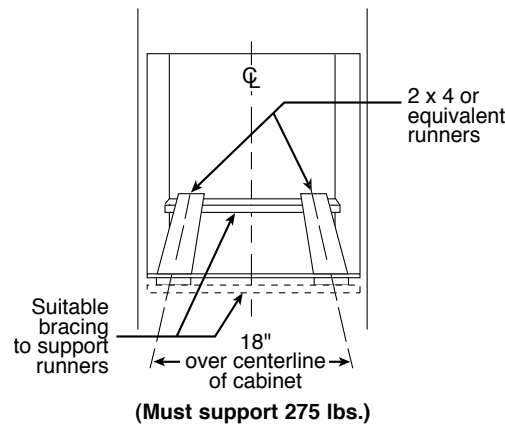
Dimensions (in inches)

Single Oven Wall-Mount or Cabinet Installation (in inches)



Allow minimum of 21" for clearance to adjacent corners, drawers, walls, or etc.

A=Allow 1" overlap of oven over top and bottom edges of cutout.
B=Allow 11/16"-3/4" for overlap of oven over side edges of cutout.



KW Rating	
240V	3.6
208V	2.7
Breaker Size	
240V	20 Amps
208V	20 Amps

Most 30" Wall Cabinets can be used with this unit.

Note: These ovens are *not* approved for stackable or side-by-side installations.

Note: Cabinets installed adjacent to wall ovens must have an adhesion spec of at least a 194°F temperature rating.

Installation Information: Before installing, consult installation instructions packed with product for current dimensional data.

Electric wall ovens are not approved for installation with a plug and receptacle. They must be hard wired in accordance with installation instructions.

For answers to your Monogram®, GE Profile™ or GE appliance questions, visit our website at GEAppliances.com or call GE Answer Center® service, 800.626.2000.

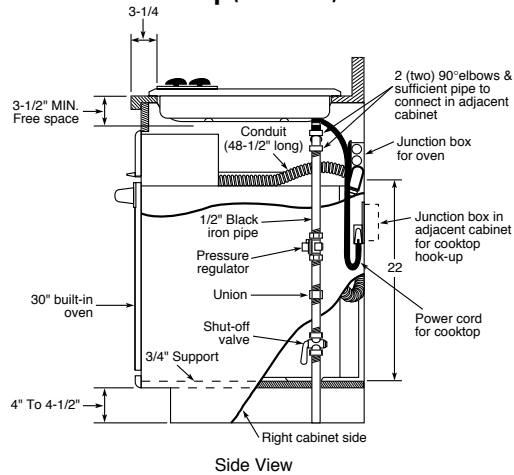




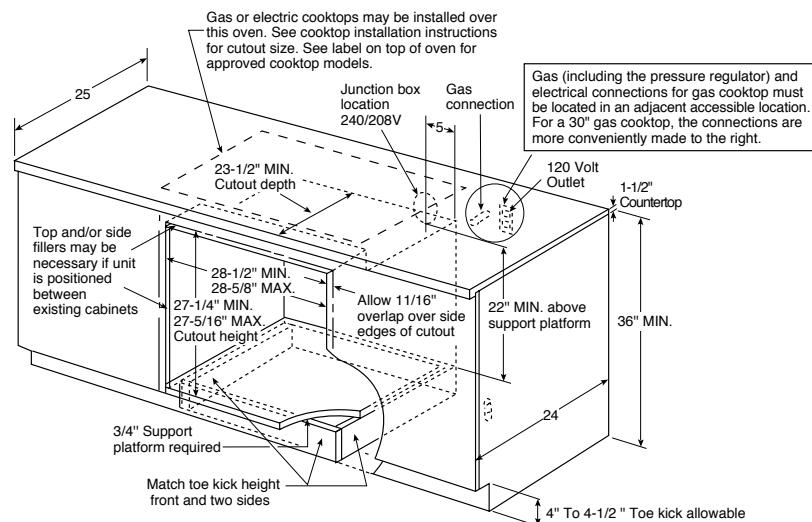
GE Appliances

JTP20BF/CF/WF – GE 30" Built-In Single Oven

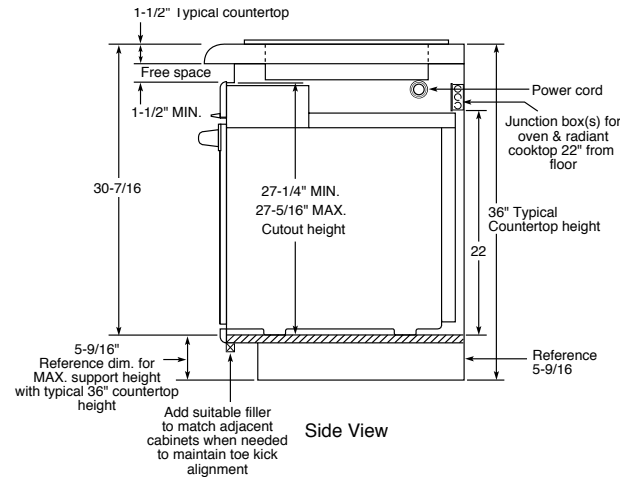
Optional Undercounter Installation with 36" Gas Cooktop (in inches)



Undercounter Installation (in inches)



Optional Undercounter Installation With 30" CleanDesign or Sealed Burner Gas Cooktop (in inches)



This installation is to achieve minimum gap between bottom of countertop and control panel.

Note: For this installation, the bottom trim **will not** be flush with a typical 4" toe kick.

Note: Cabinets installed adjacent to wall ovens must have an adhesion spec of at least a 194°F temperature rating.

Note: 36" ribbon cooktops (excluding JP968) are approved for use over GE 30" single wall ovens only. 30" ribbon cooktops (excluding JP938) are approved for use over GE 30" and GE 27" single wall ovens. Model JP938 can be installed over 27" wall ovens except stainless model JK915 and JK912SF. Refer to cooktop and wall oven installation information packed with products for current dimensional data.

Installation Information: Before installing, consult installation instructions packed with product for current dimensional data.



Listed by
Underwriters
Laboratories



For answers to your Monogram®, GE Profile™ or GE appliance questions, visit our website at GEAppliances.com or call GE Answer Center® service, 800.626.2000.