

JGP630WEK/CEK/BEK

GE® 36" Built-In Gas Cooktop

Dimensions and Installation Information

AGA Requirement: All gas cooktop models require 7/16" free area below cooktop height to combustible material. Requires 18" minimum from countertop to adjacent overhead cabinets.

Note: If installing with a GE Profile™ Telescopic Downdraft System, consult both cooktop and downdraft installation instructions packed with product before installing. Cooktop gas/electric supply may need to be re-routed to install downdraft.

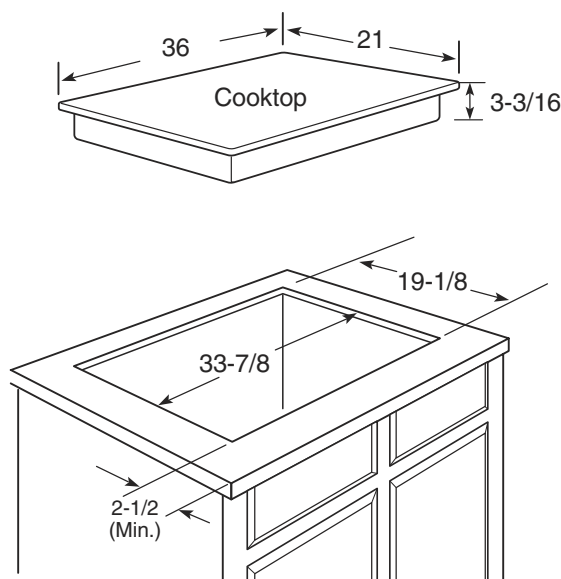
Electrical Rating: 120V, 60Hz, 5A

Installation With Single Wall Oven Information:

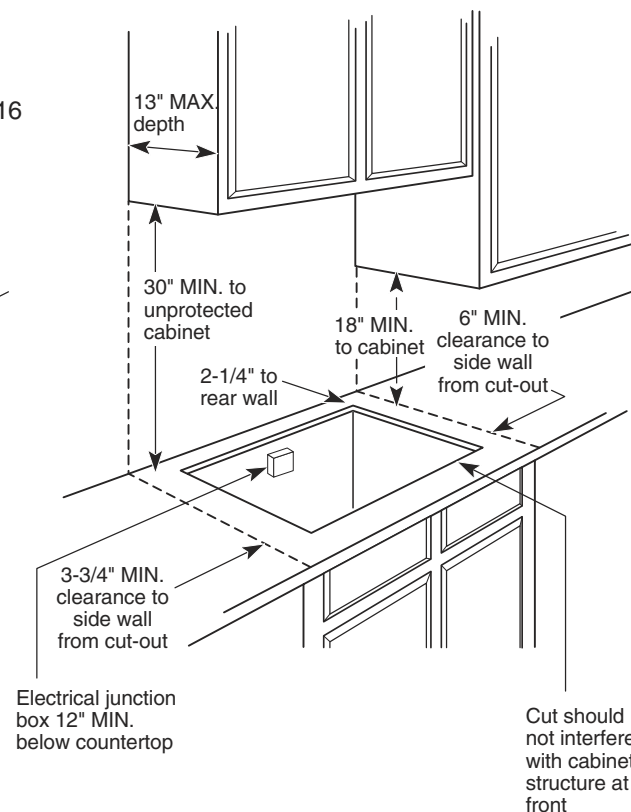
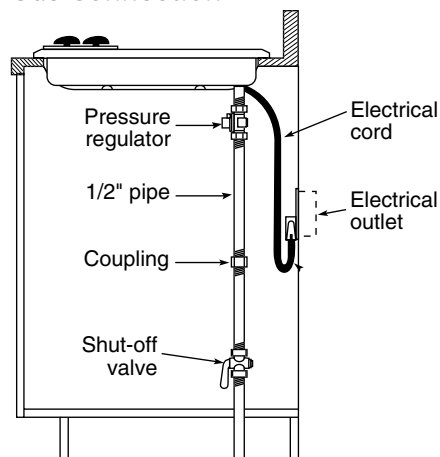
30" Gas Cooktops are approved for use over select GE 27" and 30" Wall Ovens and Warming Drawers. 30" and 36" Gas cooktops are approved for use over 30" Wall Ovens and Warming Drawers. Refer to cooktop and wall oven/warming drawer installation instructions packed with product for current dimensional data.

Installation Information: Before installing, consult installation instructions, packed with product, for current dimensional data.

For answers to your Monogram®, GE Profile™ or GE® appliance questions, visit our website at ge.com or call GE Answer Center® service, 800.626.2000.



Gas Connection



Dimension and installation information are shown in inches.



Specification Created 11/04

330345