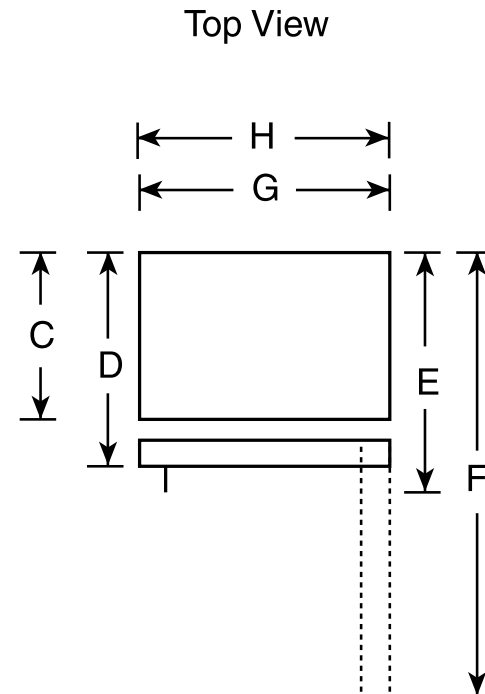
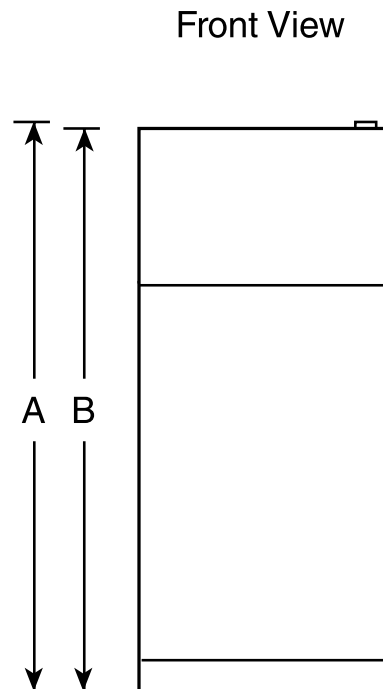


GTZ21GCE

GE® 21.0 Cu. Ft. Top-Freezer Refrigerator

Dimensions and Installation Information (in inches)

Overall Dimensions	Height to top of hinge (in.) A	66-3/4
	Height to top of case (in.) B	66
	Case depth without door (in.) C	27
	Case depth less door handle (in.) D	30-1/2
	Case depth with door handle (in.) E	32-1/2
	Depth with fresh food door open 90° (in.) F	60-3/4
	Width (in.) G	32-3/4
	Width with door open 90° with door handle (in.) H	36-1/2
Air Clearances	Each side (in.)	1/8
	Top (in.)	1/2
	Back (in.)	1



For answers to your Monogram®, Cafe™ Series, Profile™ Series or GE® appliance questions, visit our website at geappliances.com or call GE Answer Center® service, 800.626.2000.



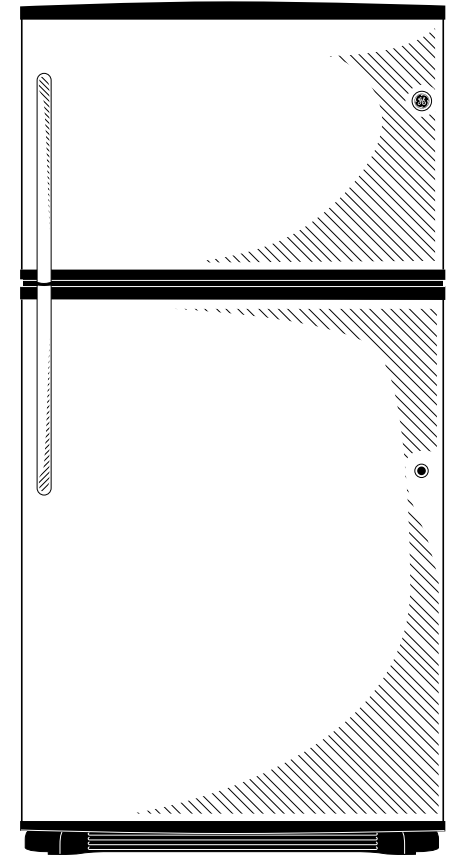
Specification Revised 9/14

GTZ21GCE

GE® 21.0 Cu. Ft. Top-Freezer Refrigerator

Features and Benefits

- 32-3/4" wide
- Upfront temperature controls - Easy-to-use controls regulate both fresh food and freezer sections
- Adjustable spill-resistant glass shelves - Designed to contain spills for easy cleaning
- Snack drawer - Conveniently stores favorite foods and allows for quick, easy access
- Adjustable-humidity drawers - Controls helps food stay fresh
- Factory-installed icemaker - Refrigerator comes ready to automatically create ice
- Wire freezer shelf - Provides additional storage for frozen foods
- Model GTZ21GCESS - Stainless steel



imagination at work