

Features

- 120 airjets release thousands of bubbles that surround, support, and massage the body.
- Variable-speed blower lets you adjust massage intensity to 18 levels.
- Molded lumbar support and armrests offer extra comfort while bathing.
- Integral apron.
- Integral flange helps prevent water from seeping behind wall and simplifies alcove installation.
- Textured bottom surface.
- Immediate and manual purge cycles remove residual water from air channels after use.
- Left-hand drain.
- Coordinates with other products in the Devonshire collection.

Material

- Acrylic.

Hydrotherapy

- BubbleMassage.

Installation

- Three-wall alcove.

Recommended Products/Accessories

- K-1446 Remote Installation Kit
- K-7161-AF 1-1/2" adjustable pop-up drain above- or through-floor
- K-24916 Wireless Music Kit
- K-7213 27" Cable Bath Drain
- K-7214 27" Cable Bath Drain
- K-7259 Clearflo Bath Drain
- K-9497 2-1/2" Keypad Trim
- K-37380 30" Rough-in Cable Bath Drain
- K-37383 Rough-in cable bath drain, PVC, 30" cable with tubing
- K-702200-G54 Frameless Sliding Bath Door
- K-702200-L Frameless Sliding Bath Door
- K-702204-G54 Frameless Sliding Bath Door
- K-702204-L Frameless Sliding Bath Door
- K-702205-L Frameless Sliding Bath Door



Codes/Standards






ASME A112.19.7/CSA B45.10
CSA B45.5/IAPMO Z124
ASTM E162
ASTM E662
UL 1795
CSA C22.2 No. 218.2

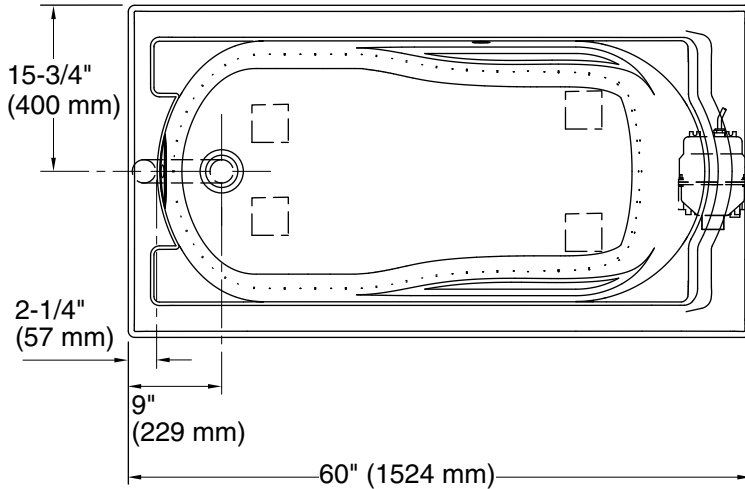
**KOHLER® Plastic Baths and Receptors
Lifetime Limited Warranty
KOHLER® Hydrotherapy Components
Five-Year Limited Warranty**

See website for detailed warranty information.

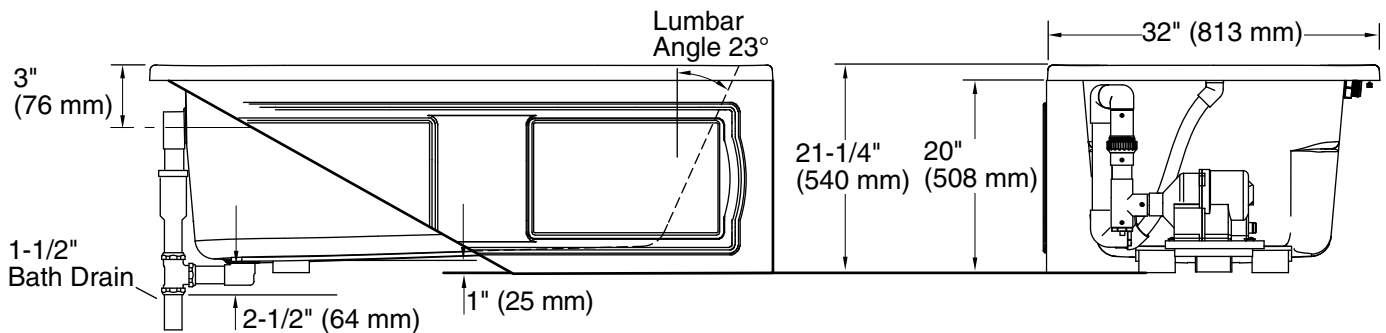
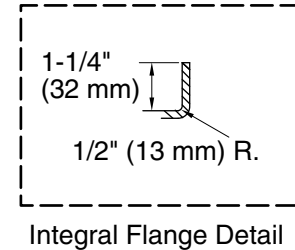
Available Colors/Finishes

Color tiles intended for reference only.

Color	Code	Description
	0	White
	96	Biscuit
	47	Almond
	NY	Dune
	G9	Sandbar



No change in measurements if connected with drain illustrated. (K-7161-AF)



Required Electrical Service

One circuit required, protected with Class A Ground-Fault Circuit-Interrupter (GFCI). Outside North America, this device may be known as a Residual Current Device (RCD).

Blower: 120 V, 15 A, 60 Hz

Technical Information

All product dimensions are nominal.

- Installation: Three-wall alcove
- Drain location: Left
- Basin area, bottom: 42" x 20" (1067 mm x 508 mm)
- Basin area, top: 51" x 24" (1295 mm x 610 mm)
- Weight: 98 lbs (44.5 kg)
- Minimum floor load: 47 lbs/ft² (229.5 kg/m²)
- Water depth: 14-1/2" (368 mm)
- Water capacity: 60 gal (227.1 L)
- Electrical component rating: Blower: 120 V, 10 A, 60 Hz
- Minimum flat for door: 2-1/2" (64 mm)

Notes

Measure your actual product for rough-in details. Install this product according to the installation instructions.

The hot water supply should be 70% of the capacity of the bath or greater. Installations will vary.

Remote blower installation kit K-1446 is available for relocating the blower. Provide access for servicing the blower.

Do not relocate or alter the PVC tee or coiled flexible tubing connected to the blower. Follow the blower relocation instructions exactly.