

WF42H5400AF

Samsung Front-Load Washer

4.2 cu. ft. Capacity DOE

Features

- Steam Washing
- SuperSpeed
- Smart Care
- Self Clean+
- VRT® – Vibration Reduction Technology
- Diamond Drum Design
- Direct Drive Motor
- 1200 rpm Maximum Spin Speed
- Internal Water Heater
- 11 Preset Wash Cycles
- 12 Options
- Garment+

Convenience

- Child Lock
- Door Lock
- Dispenser Trays: Prewash, Main Wash, Softener, Bleach



ENERGY STAR® rated:

CEE Tier 3

MEF=3.20

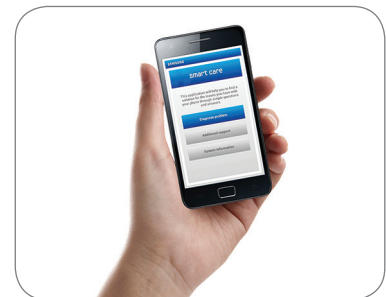


WCF=2.90

93 kWh/yr



SuperSpeed



Smart Care

Available Colors:



Merlot



White

Signature Features

STEAM WASHING

- Powerful steam removes stains.
- No pre-treatment needed.

SUPERSPEED

- 40% faster wash cycle.
- Wash a full load in only 36 minutes.*
- Save over 3 hours of laundry time every week.**
- Laundry gets done quicker without loss of performance.

*Normal one-hour wash can now be completed in as little as up to 36 minutes as compared to WF511 washer without SuperSpeed. Based on DOE standard's average of 7.5 loads per week.

**DOE consumer average of 350 10-lb. loads per year with average normal wash cycle of 53 minutes equals a time savings over 3 hours per week.

SMART CARE

- Troubleshoot with your smartphone.
- Perform a quick diagnosis of your washer and dryer right from your smartphone.*

*Available for iPhone 4/4S/5/5S and Galaxy S1/S2/S3/S4 NOTE/NOTE2.



Ranked **"Highest in Customer Satisfaction with Clothes Washers"**
by J.D. Power and Associates.



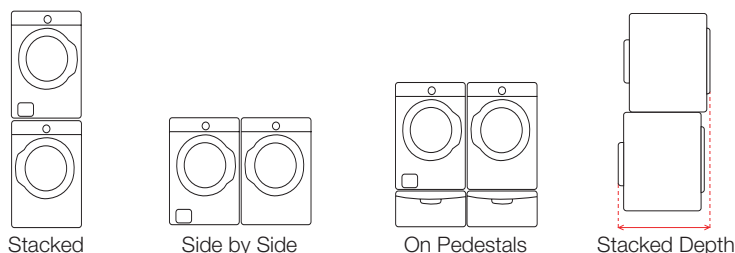
Achieved the U.S. Environmental Protection Agency's 2014 ENERGY STAR®
"Most Efficient" designation.

SAMSUNG

WF42H5400AF

Samsung Front-Load Washer

Installing Options



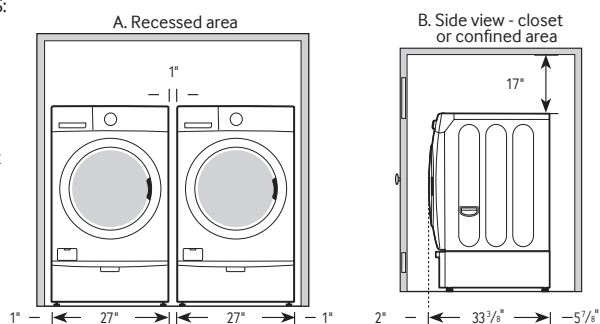
Installing Your Washer

1. Alcove or closet installation

MINIMUM CLEARANCES FOR CLOSET AND ALCOVE INSTALLATIONS:

Sides – 1" / 25 mm
Rear – 5²⁹/₃₂" / 150 mm
Top – 17" / 432 mm
Closet Front – 2" / 51 mm

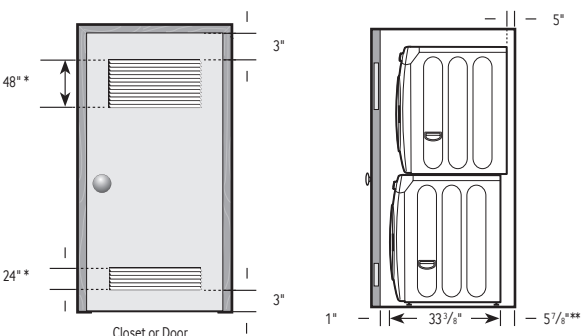
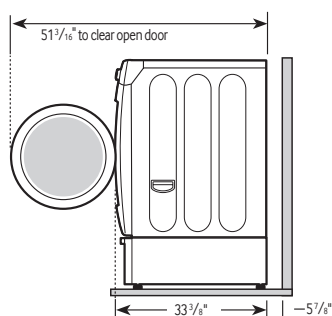
If the washer and dryer are installed together, the closet front must have at least a 72" (465 cm) unobstructed air opening. Your washer alone does not require a specific air opening.



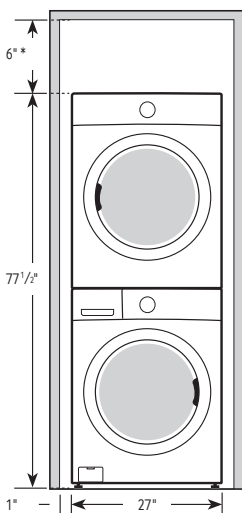
Dimensions

2. With optional pedestal base or stacking kit

Required Dimensions for Installation with Pedestal



Required Dimensions for Installation with Stacking Kit



*Required spacing.
**External exhaust elbow requires additional space.

4.2 cu. ft. Capacity DOE

11 Preset Wash Cycles:

Normal, Heavy Duty, Permanent Press, Sanitize, Allergen, Towels, Bedding, Active Wear, Delicates, Quick Wash, Rinse and Spin

12 Options:

SuperSpeed, Steam, Self Clean+, Delay End, My Cycle, Prewash, Extra Rinse, Extra Spin, Spin Only, Sound, Child Lock, Smart Care

5 Temperature Settings:

Extra Hot, Hot, Warm, Eco Warm, Cold

5 Spin Settings:

Extra High, High, Medium, Low, No Spin

5 Soil Settings:

Heavy, Heavy Medium, Normal, Low Medium, Light

Dispenser Trays:

Prewash, Main Wash, Softener, Bleach

Warranty

One (1) Year Parts and Labor

Two (2) Years Control Board

Three (3) Years Stainless Steel Drum

Ten (10) Years Direct Drive Motor

Product Dimensions & Weight (WxHxD)

Dimensions: 27" x 38¹¹/₁₆" x 33³/₈"

Weight: 194 lbs

Shipping Dimensions & Weight (WxHxD)

Dimensions: 29¹/₄" x 41¹¹/₁₆" x 34⁵/₈"

Weight: 203 lbs

Color

Merlot

White

Model

WF42H5400AF

WF42H5400AW

UPC Code

887276963044

887276963099

Matching Dryer (Electric/Gas)

Merlot

White

Merlot

White

DV42H5400EF

DV42H5400EW

DV42H5400GF

DV42H5400GW

887276963266

887276963273

887276963280

887276963297

SAMSUNG

Actual color may vary. Design, specifications, and color availability are subject to change without notice. Non-metric weights and measurements are approximate.

Samsung received the highest numerical score for clothes washers in the proprietary J.D. Power 2009–2013 Laundry Appliance Studies. SM 2013 study based on 7,850 total responses measuring 12 clothes washer brands and measures opinions of consumers about their new washer purchased in the past 24 months. Proprietary study results are based on experiences and perceptions of consumers studied in January–February 2013. Your experiences may vary. Visit jdpower.com.

The ENERGY STAR Most Efficient 2014 designation recognizes the most efficient products among those that qualify for the ENERGY STAR program. These exceptional clothes washers represent the leading edge in energy efficient products.

©2014 Samsung Electronics America, Inc. 85 Challenger Road, Ridgefield Park, NJ 07660. Tel: 800-SAMSUNG. samsung.com. Samsung is a registered trademark of Samsung Electronics Co. Ltd.