

KOHLER® Roughing-In

**K-1696, K-1713
STEAM GENERATOR**

Product Information

Applicable product:	
13 kW Fast-Response® steam generator	K-1696
15 kW Fast-Response® steam generator	K-1713
Water and drain requirements:	
Water supply	3/8" line, 3/8" NPT female thread
Steam line	1/2" copper line, 1/2" NPT female thread
Pressure relief valve	3/4" NPT male thread, valve supplied
Generator:	
Weight (each Generator)	32 lbs (14.5 kg)
Electrical rating - 13 kW	240 V, 59 A, 50/60 Hz
Electrical rating - 15 kW	240 V, 68 A, 50/60 Hz

Required Electrical Service

Dedicated circuit required:	
	Circuit Breaker
13 kW steam generator	240 V, 80 A, 50/60 Hz
15 kW steam generator	240 V, 90 A, 50/60 Hz

Installation Notes

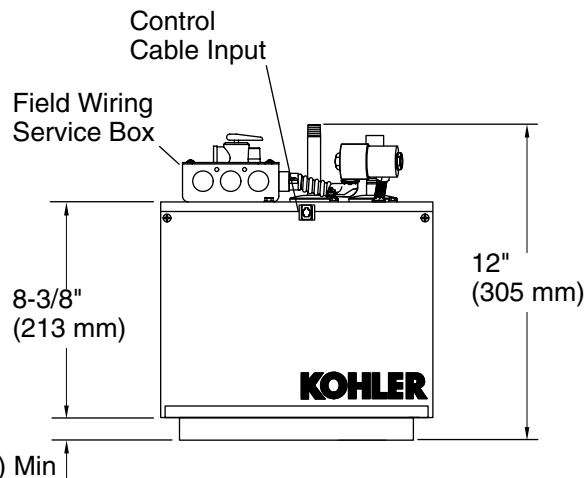
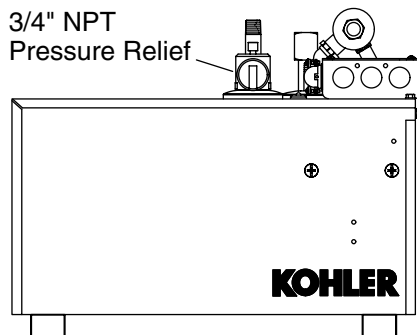
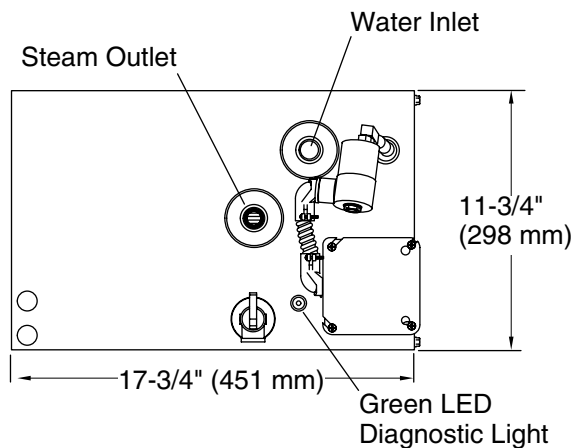
Install this product according to the installation guide.

Fixture dimensions are nominal.

For this steam generator, enclosure shall not exceed the maximum rating volume:

To determine the appropriate model for your installation, determine the cubic feet of your steam area by multiplying L x W x H. Always round up. For every foot of ceiling height over 8' (2.45 m) use the next larger steam unit. Wall material is irrelevant for sizing.

Steam generator model	Power rating	Maximum volume rating
K-1696	13 kW	447 cu ft (13 cu m)
K-1713	15 kW	500 cu ft (14 cu m)



Minimum required access panel is 24" (610 mm) L x 15" (381 mm) H.

Allow for a minimum of 12" (305 mm) of space around all sides of the steam generator.

Allow for the Drain/Spill Pan.