

KOHLER®

Roughing-In

K-4904-ET BARDON™ 1/8th GPF HIGH EFFICIENCY URINAL (HEU)

Product Information

Applicable product:	
High Efficiency Urinal (HEU) with 3/4" top spud	K-4904-ET
Fixture:	
Configuration	3/4" top spud urinal
Water per flush	0.125 gpf (0.47 lpf)
Spud inlet size	3/4"
Included components:	
3/4" inlet spud	18376
2" outlet spud	18766
Strainer	85061
Hanger (2 required)	64512

Recommended accessories:

WAVE DC flushometer – 0.125 gpf (0.47 lpf)	K-10668
Touchless DC urinal flushometer with TriPoint™ technology – 0.125 gpf (0.47 lpf)	K-10949
Manual washdown urinal flushometer – 0.125 gpf (0.47 lpf)	K-13520

Installation Notes

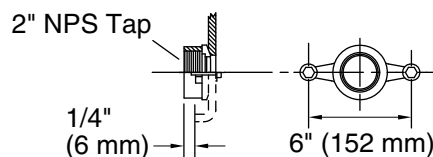
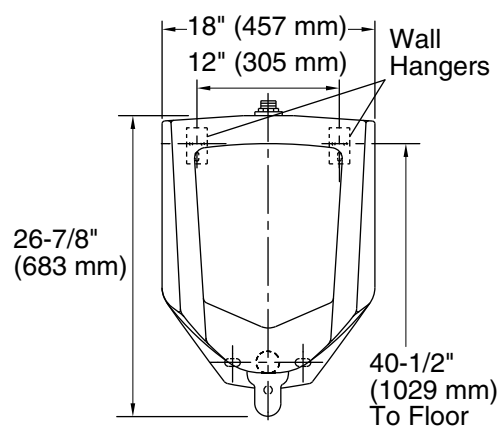
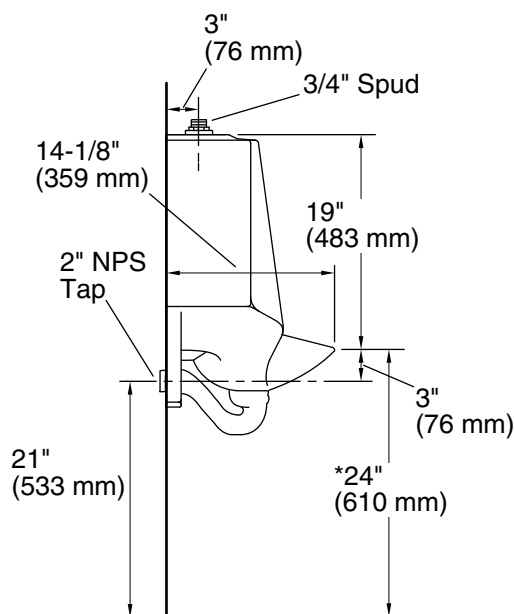
Install this product according to the installation guide.

Refer to manufacturer's instructions and local codes for flushometer requirements.

Will comply with **ADA** when installed per Section 605 Urinals of the Act.

Fixture conforms to ASME Standard A112.19.2/CSA B45.1. All dimensions are nominal.

*Urinal complies with ADA requirements when rim is mounted no higher than 17" (432 mm) from finished floor.



Outlet Detail