



# All Refrigerator

FRU17B2J W

**Frost Free**  
**17 Cu. Ft.**



## Product Dimensions

Height (Including Hinges)	65-7/8"
Width	32"
Depth (Including Door)	26-5/8"

## More Easy-To-Use Features

**5 Fixed Door Racks**

**1 Trivet**

**Color-Coordinated Handle**

Available in:



White  
(W)

## Signature Features

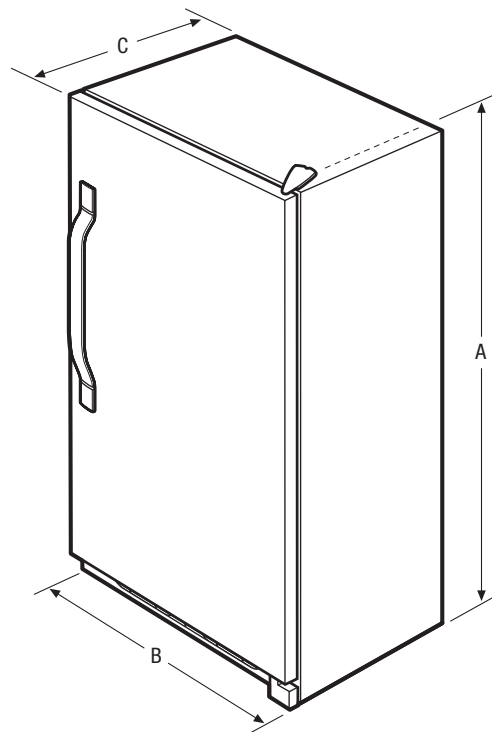
### Bright Lighting

Our bright lighting makes it easy to see what's inside.

### Wire Shelves

Features	
Door Handle Design	Straight
Reversible Door	
Automatic Door Closer	Yes
Leveling Legs	Yes
Adjustable Temperature Control	Yes
Airflow Ports	Yes
Full-Width Shelves	2 Adjustable Wire/ 2 Fixed Wire
Slide-Out Wire Baskets	
Interior Lighting	Bright
Door Bins	5 Full-Width
Fixed Door Shelf Retainers	Yes
Certifications	
CSA Rating	Household
Specifications	
Total Capacity (Cu. Ft.)	16.7
Shelf Area (Sq. Ft.)	18.2
Annual Energy (kWH)	438
Annual Energy Cost (.1065/kWH)	\$47
Power Supply Connection Location	Right Bottom Rear
Voltage Rating	115V
Connected Load (kW rating) @ 115 Volts <sup>1</sup>	.55
Amps @ 115 Volts	5
Minimum Circuit Required (Amps)	15
Shipping Weight (Approx.)	214 Lbs.

<sup>1</sup>An electrical supply with grounded three-prong receptacle is required. The power supply circuit must be installed in accordance with current edition of National Electrical Code (NFPA 70) and local codes & ordinances.

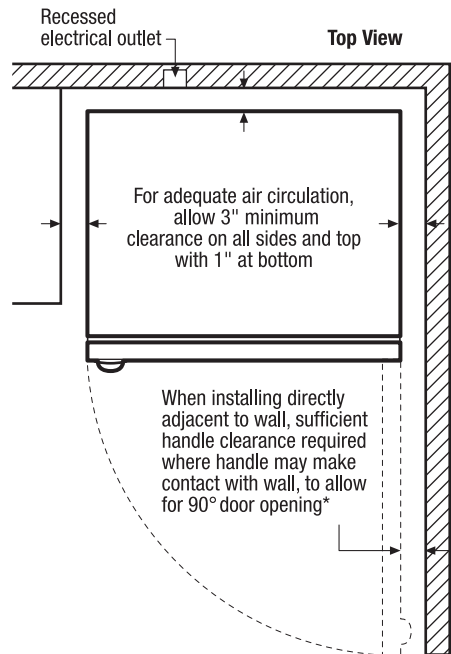


NOTE: For planning purposes only. Always consult local and national electric and plumbing codes. Refer to Product Installation Guide for detailed installation instructions on the web at [frigidaire.com](http://frigidaire.com).

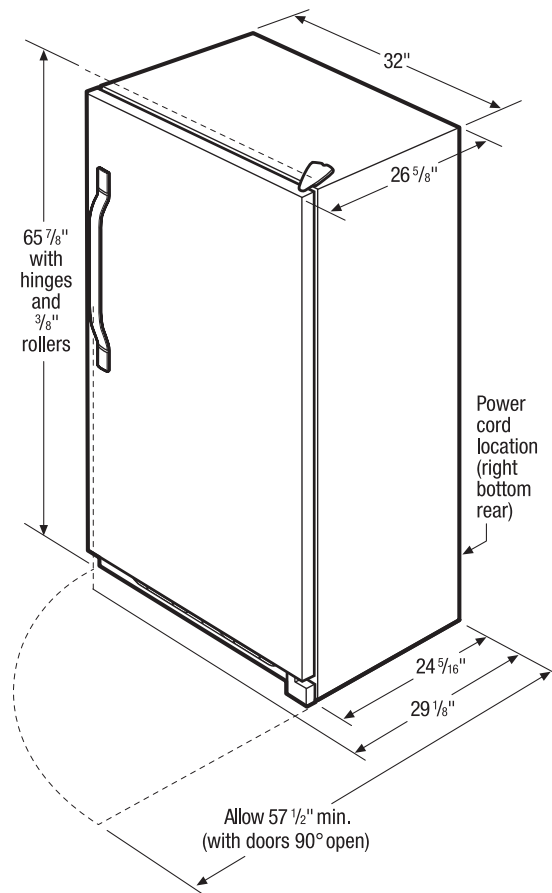


Product Dimensions	
A - Height (Including Hinges)	65-7/8"
B - Width	32"
C - Depth (Including Door)	26-5/8"
D - Depth with Door Open 90°	57-1/2"

Accessories information available on the web at [frigidaire.com](http://frigidaire.com)



\* When installing refrigerator adjacent to wall, cabinet or other appliance that extends beyond front edge of unit, 20" minimum clearance recommended to allow for optimum 140° door swing, providing complete basket access and removal. (Absolute 3" minimum clearance will ONLY allow for 90° door swing which will provide limited basket access with restricted removal.)



### All Refrigerator Specifications

- Product Shipping Weight (approx.) - 214 Lbs.
- An electrical supply with grounded three-prong receptacle is required. The power supply circuit must be installed in accordance with current edition of *National Electrical Code (NFPA 70)* and local codes & ordinances.
- Voltage Rating - 115V
- Connected Load (kW Rating) @ 115 Volts = 0.55 kW
- Amps @ 115 Volts = 5 Amps
- Always consult local and national electric codes.
- For adequate air circulation, allow 3" minimum clearance on all sides and top with 1" at bottom.

- When installing refrigerator adjacent to wall, cabinet or other appliance that extends beyond front edge of unit, 20" minimum clearance recommended to allow for optimum 140° door swing, providing complete basket access and removal. (Absolute 3" minimum clearance will ONLY allow for 90° door swing which will provide limited basket access with restricted removal.)
- Locate where surrounding air temperature will not exceed 110° F, to ensure optimum performance. (Temperatures 32° F and below will NOT affect operation.)
- All bottom corners of unit MUST rest firmly on solid level surface of hard material, same height as flooring. Surface must be strong and stable enough to support unit when fully loaded.
- Equipped with adjustable leveling legs to ensure unit is level, which is required in order to function properly.

**Note:** For planning purposes only. Refer to Product Installation Guide on the web at [frigidaire.com](http://frigidaire.com) for detailed instructions.