



## ASSEMBLING & INSTALLATION INSTRUCTIONS

The drawing shown may not exactly match the product enclosed.  
However, the installation instructions do apply to this product.

**2009 2117**

- ◆ **WARNING! SHUT POWER OFF AT FUSE OR CIRCUIT BREAKER.**
- ◆ **ATTENTION! COUPER LE COURANT AU FUSIBLE OU UN DISJONCTEUR.**

### ASSEMBLING THE FIXTURE (Fig.1)

1. Shut off the power at the circuit breaker box. Remove old fixture and all hardware from Junction Box. Carefully unpack your new fixture and lay out all the parts on a clear area. Take care not to lose any small parts necessary for installation.
2. Install the light bulbs (Not Included) in accordance with the fixture's specifications. **DO NOT EXCEED THE MAXIMUM WATTAGE RATING!**
3. Raise the cover (A) to top of lamp body (C), aligning the top center hole with the screw, then lock it securely with the ball nut (B).
4. Attach the assembly lamp body onto the post (E, not included) and lock it securely with the screw (D).

### CONNECTING THE WIRES (Fig.2)

1. Connect the electrical wires as follows. Connect the Black wire from the fixture to the black house (hot) Wire. Connect the white wire from the fixture to the white (neutral) house wire. Make sure all wire nuts are secured. You may wrap the connections with electrical tape. If your outlet box has a ground wire (green or bare copper) connect fixture's ground wire to it. Otherwise attach the bare copper fixture wire to the green ground screw on the mounting plate.
2. Tuck the wire connections neatly into the wall junction box.

**Your installation is now complete Return power to the junction box and test the fixture.**

FIG.1

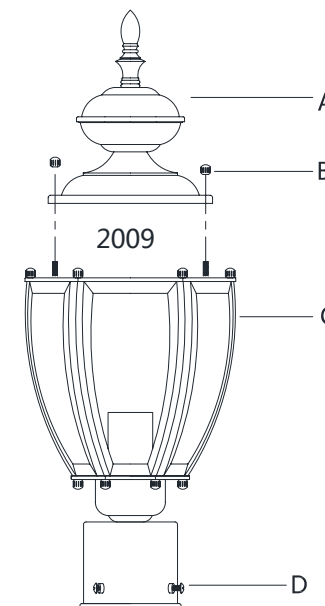
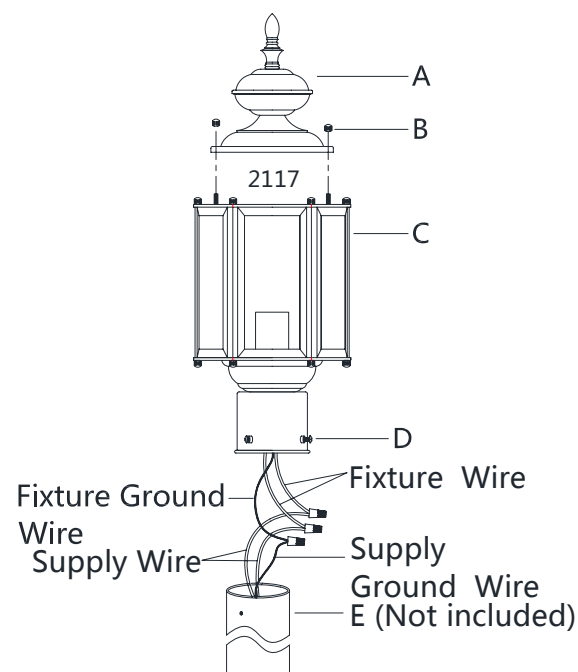
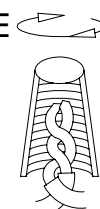


FIG.2

FIXTURE WIRES  
Black or Smooth



HOUSE WIRES  
Black(Hot)

FIXTURE WIRES  
White or Ribbed



HOUSE WIRES  
White (Neutral)

FIXTURE WIRES  
Bare Copper (Ground)



HOUSE WIRES  
Green or Bare Copper(Ground)

Thank you for purchasing a **LIVEX** product.

Need assistance with parts or assembly? Please call customer service at: **800-761-8056**

Or visit us on-line at: [WWW.LIVEXLIGHTING.COM](http://WWW.LIVEXLIGHTING.COM)