

Features

- Two Lever handles offer separate control of hot and cold water
- 5-1/4" (133 mm) spout height
- 5" (127 mm) spout reach
- 1.0 gpm (3.8 lpm) maximum flow rate at 60 psi (4.14 bar)
- KOHLER® ceramic disc valves exceed industry longevity standards for a lifetime of durable performance
- Metal pop-up drain with lift rod and 1-1/4" tailpiece
- Coordinates with other products in the Parallel collection

Material

- Premium metal construction for durability and reliability
- KOHLER finishes resist corrosion and tarnishing

Installation

- Three-hole installation for 8" - 16" centers
- Flexible supply lines and quick-connect fittings simplify installation

Recommended Products/Accessories

K-23726 Drain treatment
K-23723 Faucet cleaner



ADA

CSA B651

OBC

Codes/Standards






ASME A112.18.1/CSA B125.1
NSF/ANSI/CAN 61
NSF/ANSI/CAN 372
All applicable US Federal and State material regulations
DOE - Energy Policy Act 1992
EPA WaterSense®
California Energy Commission (CEC)
ADA
ICC/ANSI A117.1
CSA B651
OBC
IAPMO Certification

KOHLER® One-Year Limited Warranty

See website for detailed warranty information.

Available Colors/Finishes

Color tiles intended for reference only.

Color	Code	Description
	CP	Polished Chrome
	SN	Vibrant® Polished Nickel
	AF	Vibrant® French Gold
	BN	Vibrant® Brushed Nickel
	BV	Vibrant® Brushed Bronze

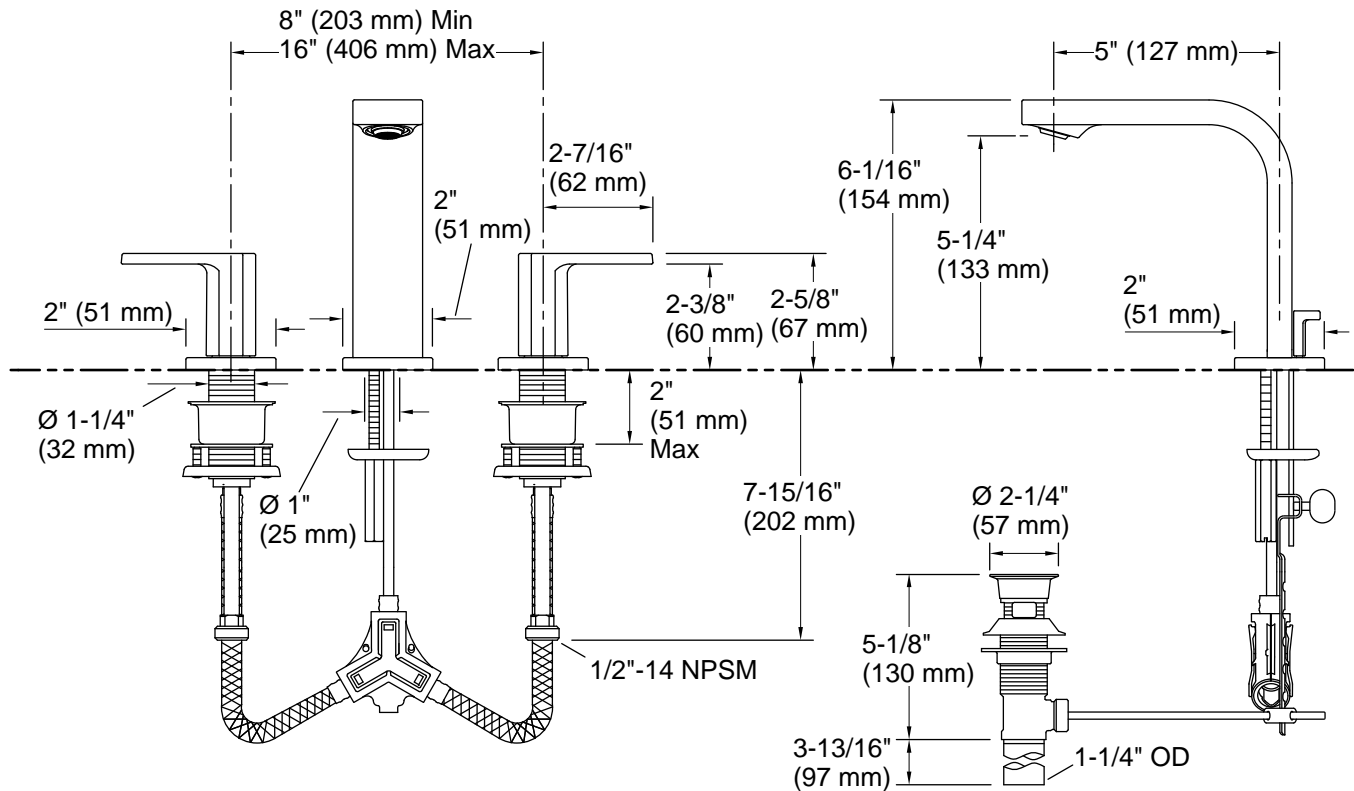
1-800-4KOHLER (1-800-456-4537)

Kohler Co. reserves the right to make revisions without notice to product specifications.

For the most current Specification Sheet, go to www.kohler.com USA or www.kohler.ca Canada

12-17-2024 00:30 - US/CA

THE BOLD LOOK
OF **KOHLER®**



Technical Information

All product dimensions are nominal.

Faucet:

Flow rate: 1 gal/min (3.8 l/min)

Drain included: Yes

Spout:

Spout reach: 5" (127 mm)

Handshower:

Rated maximum flow: 0 gal/min (0 l/min)

Notes

Install this product according to the installation instructions.

ADA compliant for handles only.

ADA, OBC, CSA B651 compliant when installed to the specific requirements of these regulations.