




# Plastic Interlocking Deck Tiles Size:12\*12\*0.8 inch

It can be installed quickly in various styles



**Step 1.**Place the first floor in position and align the other floors with the grooves and clasps.


**Step 2.**Put the deck tiles in the pattern you like, and align the slots and clasps,then press down the upside one.



## Filling With Surroundings

1:Filling with cobblestone

2:Filling with floor edge banding



## Real Scene Pictures

