



Barrington™

Pressure Lite® Toilet

K-3652-RA

Features

- Vitreous china.
- Elongated bowl.
- Equipped with Sloan FLUSHMATE®– Sloan® Valve Company.
- Polished chrome trip lever.
- Rear outlet.
- 12" (305 mm) x 10" (254 mm) water area.
- 4" (102 mm) rough-in.
- Less seat and supply.
- 1.0 gpf (3.8 lpf).
- 31-1/2" (800 mm) x 21-1/4" (540 mm) x 29-1/4" (743 mm).

Recommended Accessories

K-4636 Cachet® Quiet-Close™ Elongated Toilet Seat
K-5588 Purefresh® Elongated Toilet Seat
K-4108 C3®-230 Elongated Cleansing Toilet Seat
K-5420 Low-Profile Bolt Caps

Components

Product includes:

K-4327 Toilet Bowl
K-4484-RA Toilet Tank

Additional included component/s: Tank cover, Trip lever, Floor screws and bolt caps, Bolt cap accessory pack, Tank accessory pack, and Equipped with Sloan FLUSHMATE® – Sloan® Valve Company.



Codes/Standards





ASME A112.19.2/CSA B45.1
DOE - Energy Policy Act 1992
EPA WaterSense®
California Energy Commission (CEC)

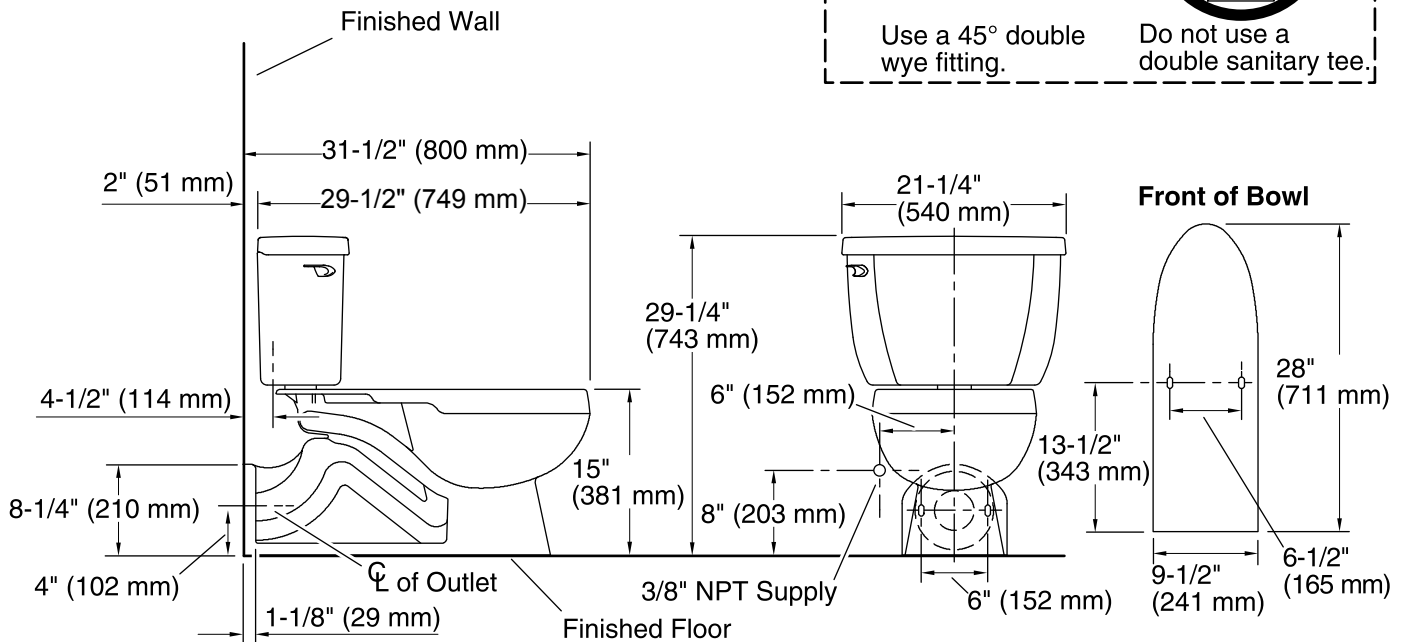
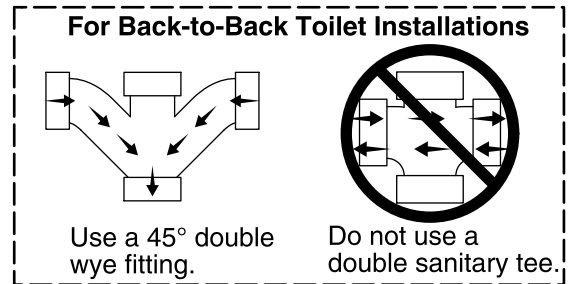
KOHLER® One-Year Limited Warranty

See website for detailed warranty information.

Available Color/Finishes

Color tiles intended for reference only.

Color	Code	Description
	0	White
	96	Biscuit
	47	Almond
	7	Black Black™



Technical Information

All product dimensions are nominal.

Toilet type:	Two-piece, Floor-mount
Waste Outlet:	Wall
Bowl shape:	Elongated front
Flush type:	Pressure Assisted
Trap passageway:	2-1/4" (57 mm)
Water surface size:	12" x 10" (305 mm x 254 mm)
Rim to water surface:	7" (178 mm)
Rough-in:	4" (102 mm)
Seat-mounting holes:	5-1/2" (140 mm)

Fixture Supply Requirements

Min static pressure:	35 psi (241.3 kPa)
Max static pressure:	80 psi (551.6 kPa)

Notes

Install this product according to the installation instructions.

For back-to-back toilet installations: Use only a 45° double wye fitting.