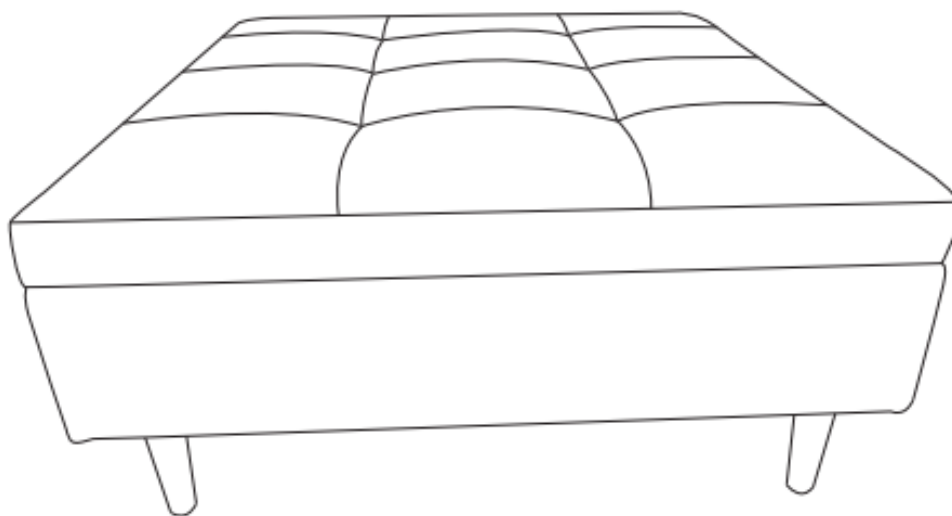


SHAY / BLANCHETTE / HARLOWE

LARGE SQUARE COFFEE TABLE STORAGE OTTOMAN

MODEL # **AXCOT-SHLS-DBR**



For Fastest Customer Service



1. Open your phone's camera.
2. Point your phone's camera at the QR code to scan.
3. Click on the pop up.
4. You'll be taken to our customer service page.
5. Fill the form with your order information and issue.
6. Submit form.
7. A customer service associate will contact you.

Other ways to contact us...



EMAIL US

customerservice@simpli-home.com



VISIT US

Visit our site directly at
www.simpli-home.com



SPEAK WITH US

1-866-518-0120
MONDAY TO FRIDAY
9 AM TO 5 PM EST.

***If you've purchased from a retailer and you wish to return the product, please contact the retailer directly.**

IMPORTANT: Please read this manual carefully before beginning assembly of this product. Keep this manual for future reference.

SAFETY INFORMATION

This furniture is designed for indoor use.

Identify all the parts and hardware. Do not discard of the packaging until you have checked that you have all the parts and hardware required. Hardware package may have spare parts.

WARNING: This item contains small parts which can be swallowed by children and pets. Keep children and pets away during assembly. To avoid danger of suffocation, always keep plastic bags away from children and pets. We recommend that you assemble this unit on a carpeted floor to avoid scratches. If using power tools, set the tool to low torque to avoid damage.

May require 2 people for ease of assembly.

CARE and MAINTENANCE

Wipe regularly with clean water and a damp, clean, soft white cloth. General cleaning can be done as needed with a mild detergent and water solution. Always rinse with clean water and dry.

For heavy soiling, dampen a soft white cloth or soft bristle brush.

Use care as scrubbing can damage the surface.

More difficult stains can be treated, but this should be occasional, not daily cleaning. ANY cleaning solution used must be removed with clean water and a clean white cloth. Cleaning residue left on the material can cause it to dry out and crack or affect the color.


DO NOT use any cleaners with corrosive ingredients (lye, acids or ammonia).

PRE-ASSEMBLY INFORMATION

MODEL # AXCOT-SHLS-DBR

PART DESCRIPTION

A



OTTOMAN
QTY 1

B



FEET
QTY 4

HARDWARE DESCRIPTION

1

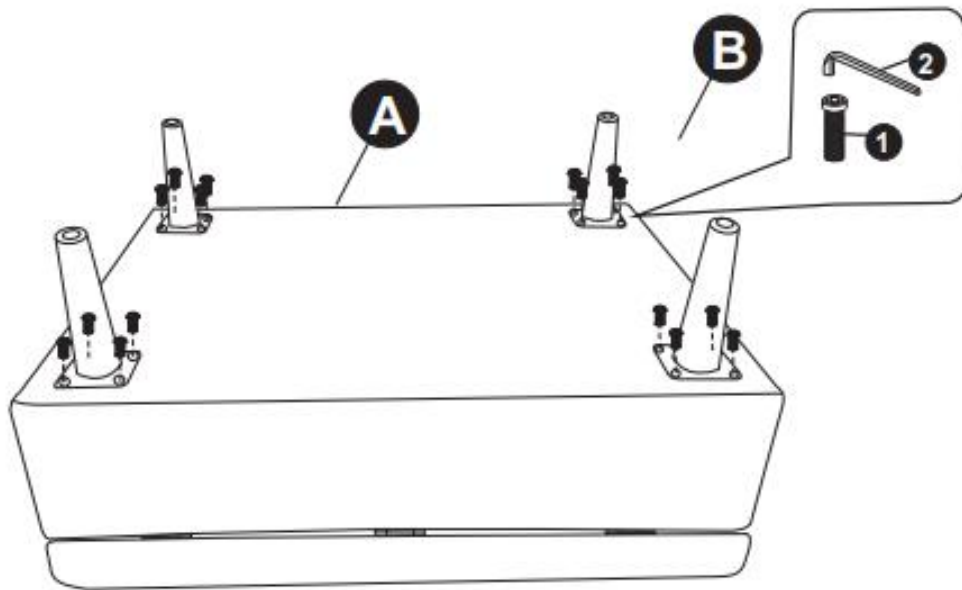


ALLEN KEY BOLT
M6 x 15 mm
QTY 16

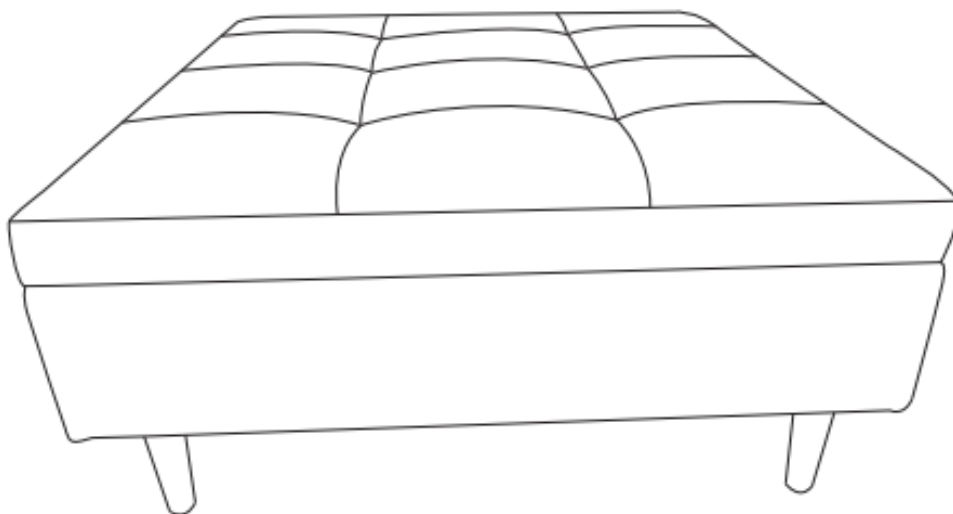
2



ALLEN KEY
5 mm
QTY 1

STEP 1

1. Place the Ottoman (A) upside down on a smooth, flat surface.
2. Attach the Feet (B) using Allen Key Bolts (1) to each corner.
3. Use Allen Key (2) to tighten.

STEP 2

1. Turn Ottoman ① right side up.



WARRANTY

Thank you for purchasing a **Simpli Home – Wyndenhall – Brooklyn + Max** product. These products have been made to demanding, high-quality standards and are guaranteed for domestic use against manufacturing faults for a period of 12 months from the date of purchase. This warranty does not affect your statutory rights.

In case of any malfunction of your product (failure, missing parts, etc.) please contact us at our toll-free service line at 1-866-518-0120, Monday to Friday, from 9 AM to 5 PM EST or visit our website at www.simpli-home.com to submit a parts request.

We reserve the right to repair or replace the defective product, at our discretion.

This product is guaranteed for 12 months if used for normal purposes. Any warranty is invalid if the product has been overloaded or subject to neglect, improper use or an attempted repair by other than an authorized agent. Heavy-duty or daily professional/commercial usage are not guaranteed.

Due to continuous product improvement, we reserve the right to change the product specifications without prior notice.