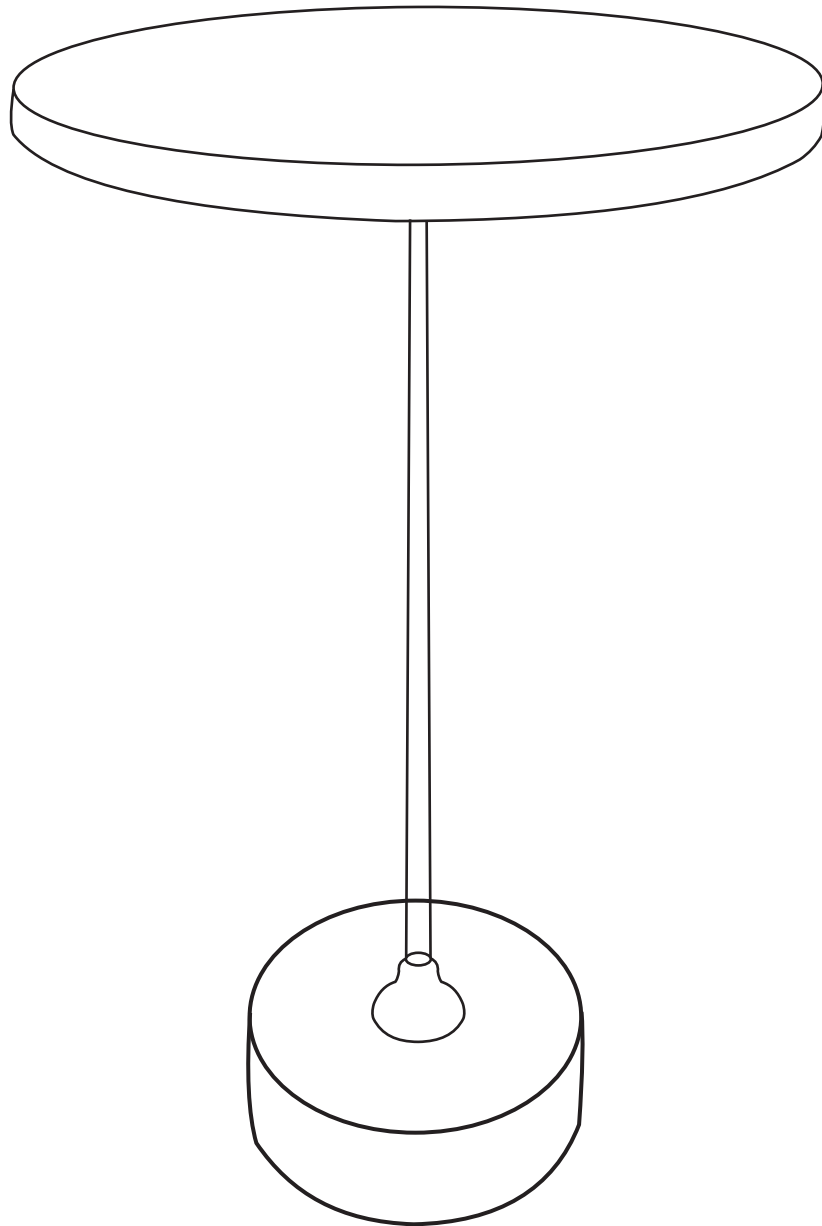


# JONATHAN Y

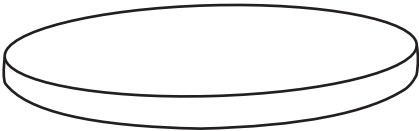
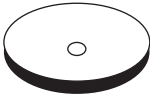


MODEL # END1002A

Product Dimension: 14"D x 14"W x 23.5"H

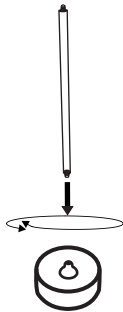


If there are any questions relating to defects, missing parts, assembly issues or replacements, please send a detailed email to [cs@jonathany.com](mailto:cs@jonathany.com).

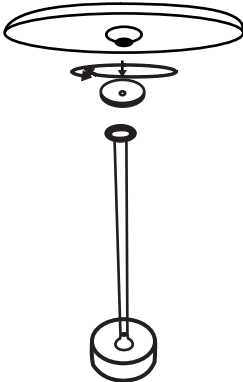
# Part List And Hardware List

PIECE	DESCRIPTION	PICTURE	
A	TOP		1x
B	CANOPY		1x
C	CENTER PIPE		1x
D	BASE		1x

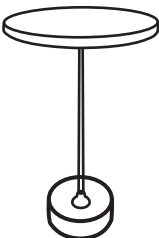
(A) Screw Pipe on Base, make sure you screw the Pipe to the Base with the Red tip marked End



(B) Screw The Base To The Top - Slowly n Gently



(C) Table Assembled



**WARNING-** CAUTION HANDLING MAY HAVE SHARP EDGES  
DO NOT OVER TIGHTEN.  
AS OVERTIGHTENING CAN CAUSES THREAD TO SLIP