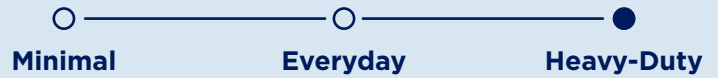


SUITABLE COOKING STYLE & FEATURES:




IN-R110

CONTEMPORARY STYLE BUILT-IN

SIZES: 30" | 36"

PRODUCT DESCRIPTION



Experience the perfect blend of contemporary style and professional-grade performance with the Hauslane IN-R110 range hood. This built-in, stainless-steel range hood integrates perfectly within your existing kitchen cabinets. HauSMART™ technology gives you hands-free control via the Hauslane app, or Alexa & Google Home voice commands.

WHAT'S INCLUDED

Dishwasher-Safe Baffle Filter (1) for 30" Model | (2) for 36" Model, Mounting Template (1) and Top 6" Round Exhaust Adapter (1)

OVERALL PRODUCT DIMENSIONS (WxDxH)

IN-R110SS 30": 29 3/8" x 11 1/4" x 10"

IN-R110SS 36": 35 1/4" x 11 1/4" x 10"

WARRANTY

2-Year Limited Warranty and Lifetime Warranty on Motor



FEATURES & BENEFITS:

WHISPER-QUIET OPERATION:

The IN-R110's state-of-the-art "quiet motor" technology ensures ultra-quiet performance, operating

at just 1.5 sones on the lowest speed setting. Enjoy powerful ventilation without disrupting your kitchen ambience.

WHAT IS HAUSMART™ TECHNOLOGY

Hauslane's groundbreaking HauSMART™ technology enables seamless control through our smartphone app and voice commands compatible with Alexa and Google Home. Say hello to a new era of hassle-free cooking experiences!



SCAN THE QR CODE

Experience HauSMART™ in action



TACKLE HEAVY-DUTY COOKING WITH TURBO MODE:

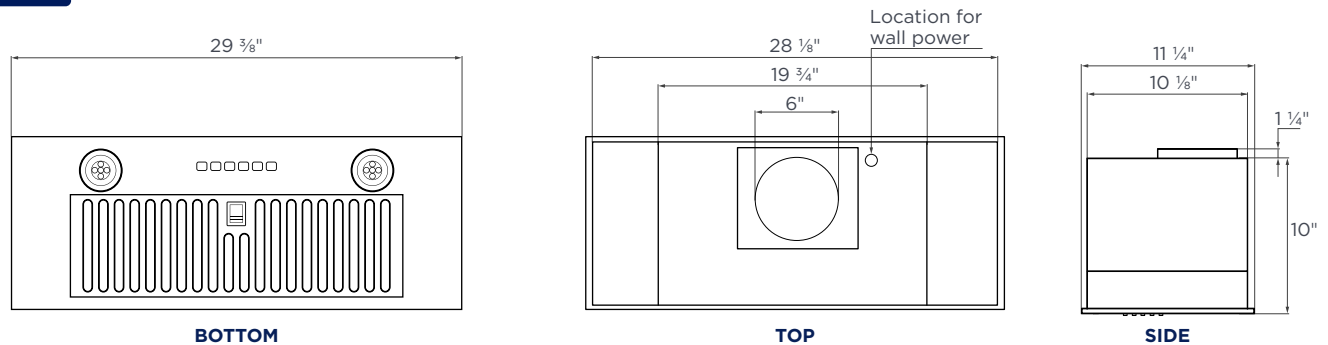
Activate Turbo Mode to kick your ventilation into high gear, quickly eliminating smoke, grease, and odors from even the most demanding cooking tasks. Perfect for stir-frying, searing, and grilling.

ADA COMPLIANT DESIGN:

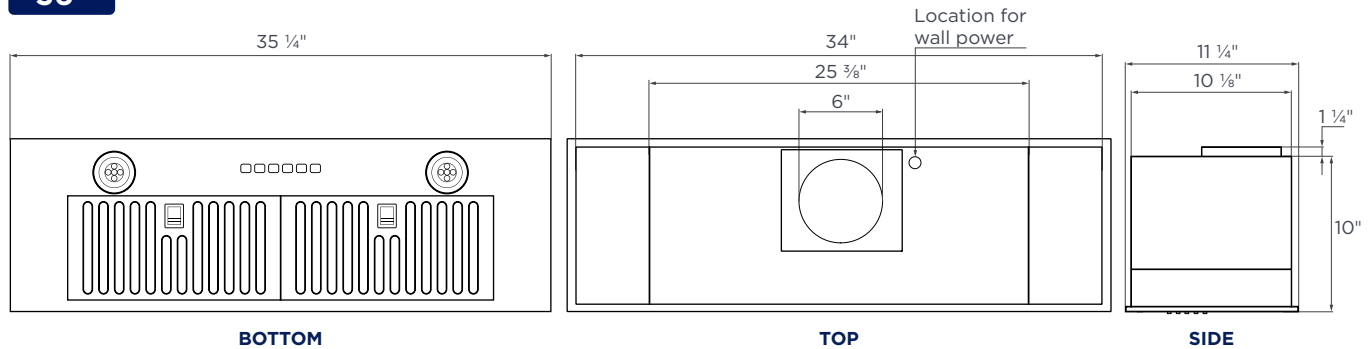
Everyone deserves a kitchen that works for them. The IN-R110's controls and features are designed to be accessible for all users, meeting or exceeding ADA requirements.

TECHNICAL DRAWING

30"



36"



SPECIFICATIONS

SIZE	30" 36"
STYLE	Built-In Insert
RECIRCULATING	Yes (Charcoal Filters Required)
CLEANING FUNCTION	N/A
NOISE LEVEL	1.5 to 7.0 Sones
LIGHT COLOR TEMP.	Warm / 3000 Kelvin
LUMENS	200
LIGHT BULB	3W LED (GU10 Base)
LIGHT INTENSITY	1 Level
DELAY FUNCTION	Yes
CONTROL	Touch Buttons
SPEED SELECTIONS	4 Levels
SPECIAL FEATURES	Wi-Fi / Voice Commands / App / ADA Compliant / Dishwasher-Safe Baffle Filters

COOKING STYLE	Heavy-Duty
EQUIVALENT AIRFLOW	860 CFM
LABORATORY AIRFLOW	500 CFM
TOP VENTING	6" Round
REAR VENTING	N/A
MOTOR	Single
AMPERAGE	1.8
WATTAGE	216
VOLTAGE	120
CONNECTION	Plug-In
GROSS WEIGHT, LBS.	30": 22.5 36": 26
NET WEIGHT, LBS.	30": 17.3 36": 18.1
DIMENSIONS (WxDxH)	30": 29 3/8" x 11 1/4" x 10" 36": 35 1/4" x 11 1/4" x 10"