


NO MORTAR



NO MESS

**CLIPSTONE**

MORTARLESS STONE VENEER  
BY ENVIRONMENTAL STONWORKS®



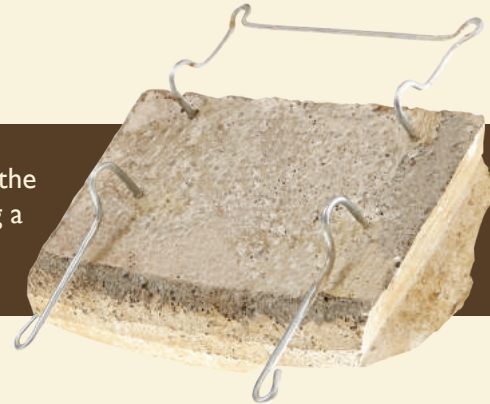
# easy to install




ClipStone® is a brand new innovative, easy-to-install stone veneer. With simple common tools, you can turn a plain boring wall into an eye-catching, professional-looking stone wall.

Because these are individual stones, you will have added design flexibility unlike many of the stone panels on the market today which can show obvious long seams. ClipStone goes up one at a time, just like traditional stone installed by a professional mason.


Designed so each ClipStone is raised slightly off the wall to allow the wall to breathe while providing a drainage plane in exterior applications.



Mounting clips are embedded within ClipStone so you can securely install onto the wall.



ClipStone stacks into place one after the other with ease.



Corners are reversible for easy installation

Individual ClipStones help you reduce any waste on your project since individual stones require less cutting.

# variety of colors

Poinset ProStack



Sand ProStack



Ash ProStack



Tan ProStack



Poinset Ledgerstone



Sand Ledgerstone



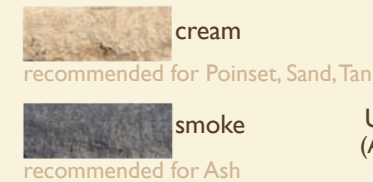
Ash Ledgerstone



Tan Ledgerstone



# available corners and accessories



## Non-ClipStone Products to Complete Your Project:



Hearth Stones



Mantel & Brackets




Decorative Sills for Windows or Wainscot Cap



Decorative Sill / Wainscot Corners



Light Box



Starter Strips

turn ordinary  
into extraordinary



Tan Ledgestone



Poinset Ledgestone



and turn your house  
into a home

it's simple  
and it's beautiful



Ash ProStack




Sand ProStack



elegance  
and charm

Finally, there is a no mortar no mess, easy-to-install stone veneer. It's simple and it's beautiful. You can add ClipStone® to virtually any wall space on your home.



ClipStone gives your home that elegance and charm you've always wanted, but didn't want the hassle and mess.

ClipStone requires no maintenance, no sealing, no painting or ongoing cleaning and is backed by a 50 Year Product Warranty.

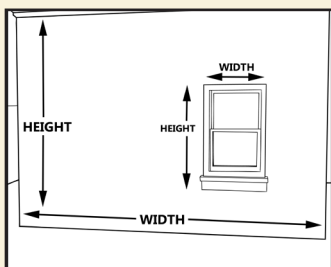


Tan LedgeStone

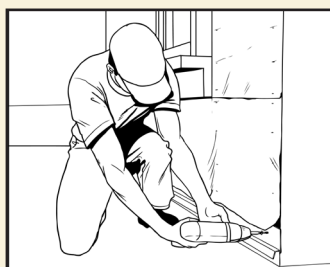
**myClipStone.com**  
844-674-3274

## EASY TO INSTALL

For detailed Video Installation Instructions visit [myClipStone.com](http://myClipStone.com)




**MEASURE YOUR PROJECT**  
Measure the space you'll be installing ClipStone to determine how much you will need to purchase.



**ATTACH STARTER STRIP**  
Attach starter strip 1" below the bottom of where your stone will start making sure starter strip is level.



**INSTALL CLIPSTONE**  
With your power driver, use 1.25" screws in each visible eyehole.



**ENJOY CLIPSTONE**  
Step back and enjoy the view for years and years to come.



MORTARLESS STONE VENEER  
BY ENVIRONMENTAL STONWORKS®

manufactured by



Lit# ESW-122 January 2016