

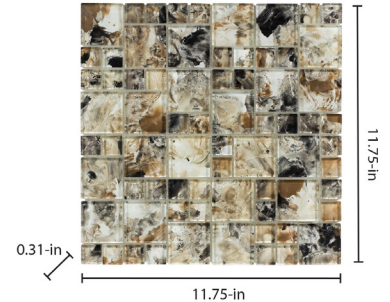

#5742660

WAVES SAND DUNES



Piece Size: 11.75" x 11.75"
Coverage/Pc: 0.96 sqft/pc
Coverage/Box: 10.65/sqft
Presentation: Mesh Mounted

Chip Size: MULTI-SIZED
Thickness: 8 mm
Pieces/Box: 11
Material: Glass



Recommended Uses: Commercial / Residential

Interior

☒ Wall ☐ Floor ☒ Backsplash ☒ Shower/Wet Area ☒ Shower Floors ☒ Fireplace Surrounds

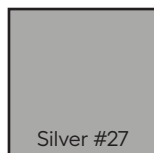

Exterior

☒ Wall ☐ Floor ☒ Pool/Fountain

Recommended Setting Materials:

Mix MAPEI Mosaic & Glass Tile Mortar (#13718) with MAPEI Polymer Additive (#13956). Water immersion at full cure (at least 21 days of curing time after grouting before water immersion).

Recommended Grout Color:



Recommended uses only apply for properly installed material according to TCNA guidelines. All information is subject to change; refer to the website for most updated information. Images were digitally enhanced; for color accuracy, please request a sample.

IMPORTANT: Installation Instructions

We recommend wet cutting or the score and snap method during the installation process. Improper installation techniques could expose installer to harmful silica dust.

Do not dry cut product using power tools during the installation process. Using dry cutting methods could present a risk of acute lung injury. If adequate ventilation cannot be achieved, wear a mask or respirator. For more information, see the SDS at <https://lowes.com>