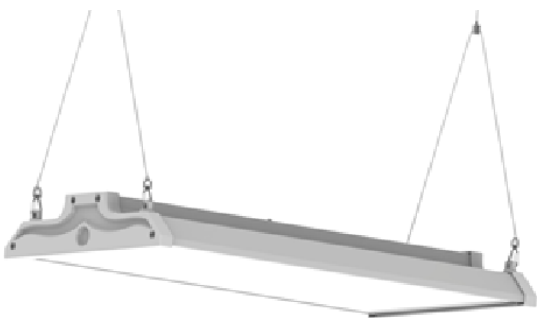




## Linear High Bay



**PRODUCT DESCRIPTION**


Elevate your space with J&H LED Linear High Bays. Our cutting-edge lighting solutions deliver brilliant illumination and exceptional energy efficiency. Designed for industrial and commercial settings, our high bays provide uniform lighting, reducing shadows and enhancing productivity. Experience superior performance and long-lasting reliability with J&H LED Linear High Bays.






**INSTALLATIONS:**

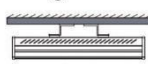
1. Hanging installation



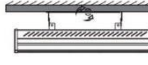
2. Boom installation



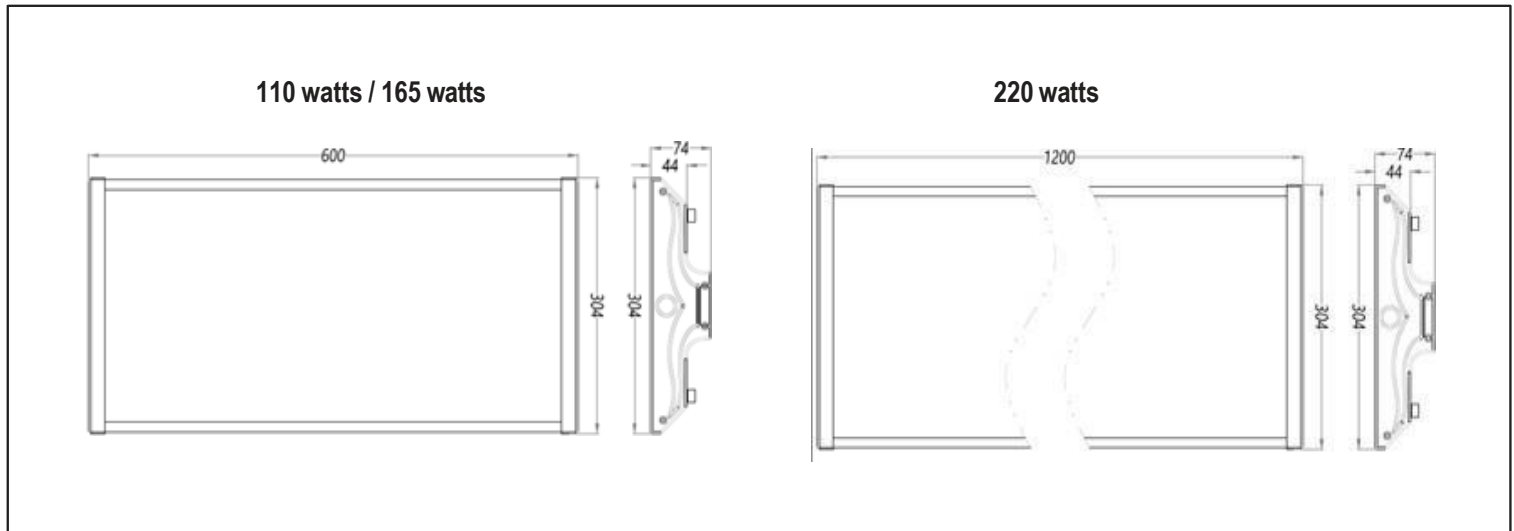
3. Ceiling mount



4. Rotate installation



## Dimensions



## Specifications

Part Number	Input Power	Input Voltage	Efficiency	CCT	Light Distribution	CRI	Certificates	Warranty
JH-LHB110W2-82F	110W	100-277VAC	140lm/W	4000-5700K	120°	80+	ETL	5 Years
JH-LHB165W2-82F	165W	100-277VAC	140lm/W	4000-5700K	120°	80+	ETL	5 Years
JH-LHB220W4-82F	220W	100-277VAC	140lm/W	4000-5700K	120°	80+	ETL	5 Years