

Sanicom[®] 2

HIGH TEMP DUPLEX DRAIN PUMP



Part #
028

TECHNICAL SPECIFICATIONS

Motor/Electrical:

2 × 2 HP / 220 V - 60 Hz / 16 Amps (Max)

Noise level:

≤ 68 dBA (Lp) (measured at 3 ft.)

Discharge pipe diameter:

1-1/2"

Discharge rate at 32 ft:

81 GPM (Both motors in operation)

Discharge rate at 3 ft:

140 GPM (Both motors in operation)

Shut-off head:

53 ft.

Weight:

57 lbs

Certifying agencies:

CSA (IPC, NSPC), IAPMO (UPC)



FEATURES

- Powerful **2 × 2 HP duplex high temp** drain pump capable of handling **temperatures up to 194°F** in commercial applications.
- Pre-assembled system with **2" low inlets** capable of handling **multiple fixtures simultaneously**.
- **Easy access and removal of main electrical components, motor assembly** and to the inside of the enclosure for inspection purposes.
- **Superior water detection** (air pressure switches) with fail-proof system **giving a longer life expectancy** without any maintenance.
- Built with heavy-duty enclosure for **chemical drain resistance**. Equipped with **external wired control panel w/motor override buttons** and power/alarm LED indicators.
- **Smart-pump technology allows both pumps to work simultaneously** if the incoming rate is higher than the discharge rate of the single pump. **CSA certified & IAPMO listed** for nationwide compliance.



800-571-8191

Saniflo  SFA GROUP



saniflo.com

Sanicom[®] 2

Part # 028

1-1/2" Discharge.
32 Ft vertically and/or
390 Ft horizontally.

Heavy-duty enclosure
for **chemical drain
resistance.**
CSA certified
and IAPMO listed
for **nationwide
compliance.**



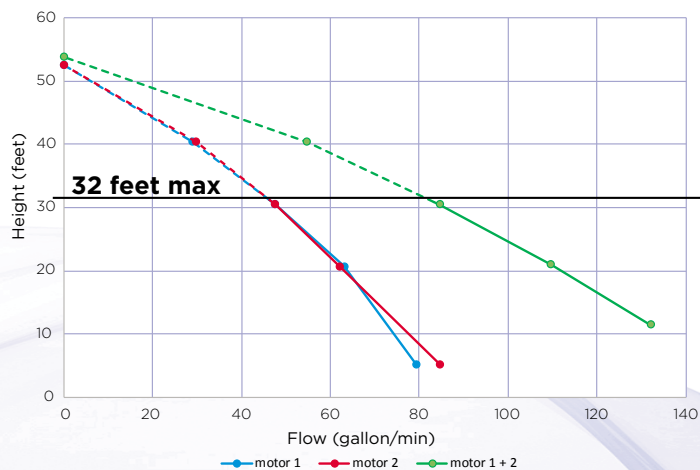
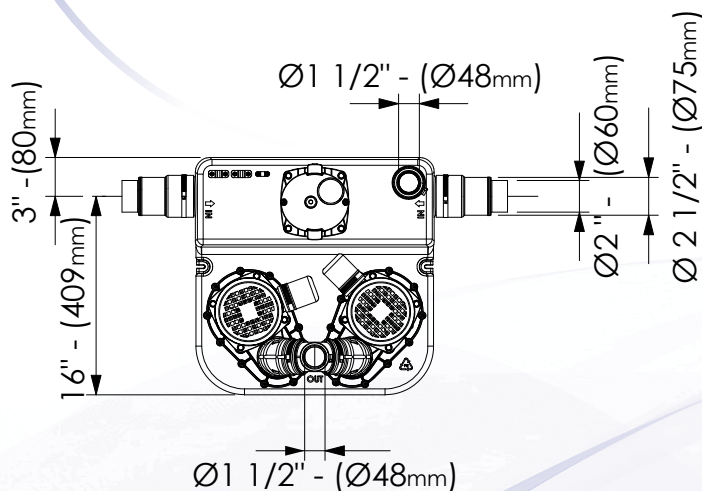
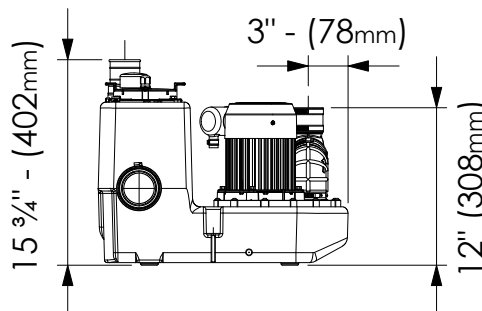
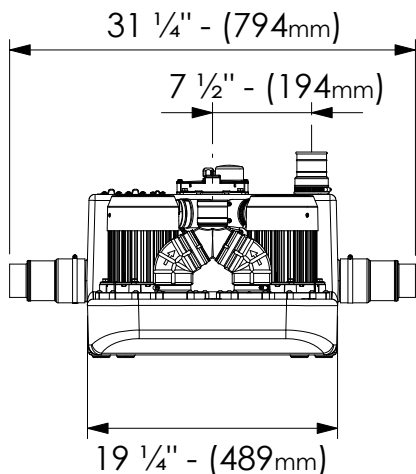
Air pressure switches (fail-proof)
provide a **superior water
detection system.**

**External wired
control panel**
w/ motor override
buttons.



Easy access/removal of main
electrical components and
motor(s) assembly.

DIMENSIONAL DRAWINGS



800-571-8191

Saniflo SFA GROUP



saniflo.com