



### SPECIFICATIONS

Overall Width	17 1/2" (44.5 cm)
Overall Height	83 3/8" (211.8 cm)
Overall Depth	24 3/4" (62.9 cm)
Door Clearance at 90°	21 1/4" (53.9 cm)
Door Clearance at 115°	19 1/16" (48.4 cm)
Cutout Width	17 3/4" (45.1 cm)
Cutout Height	84" (213.4 cm)
Cutout Depth	25" (63.5 cm)
Plumbing Requirements	GE SmartConnect kit
Net Weight (approx)	370 lb (167.8 kg)

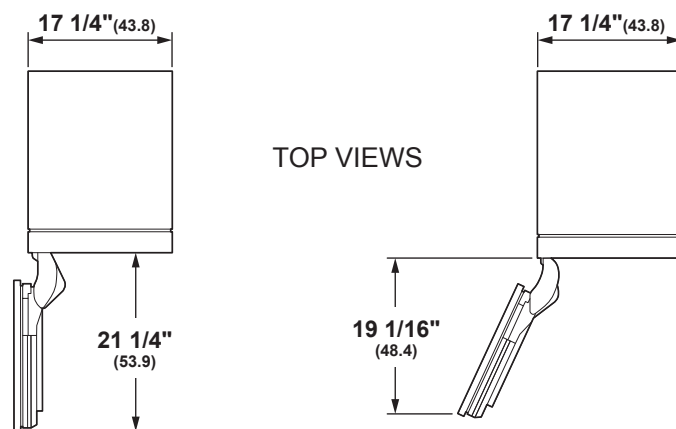
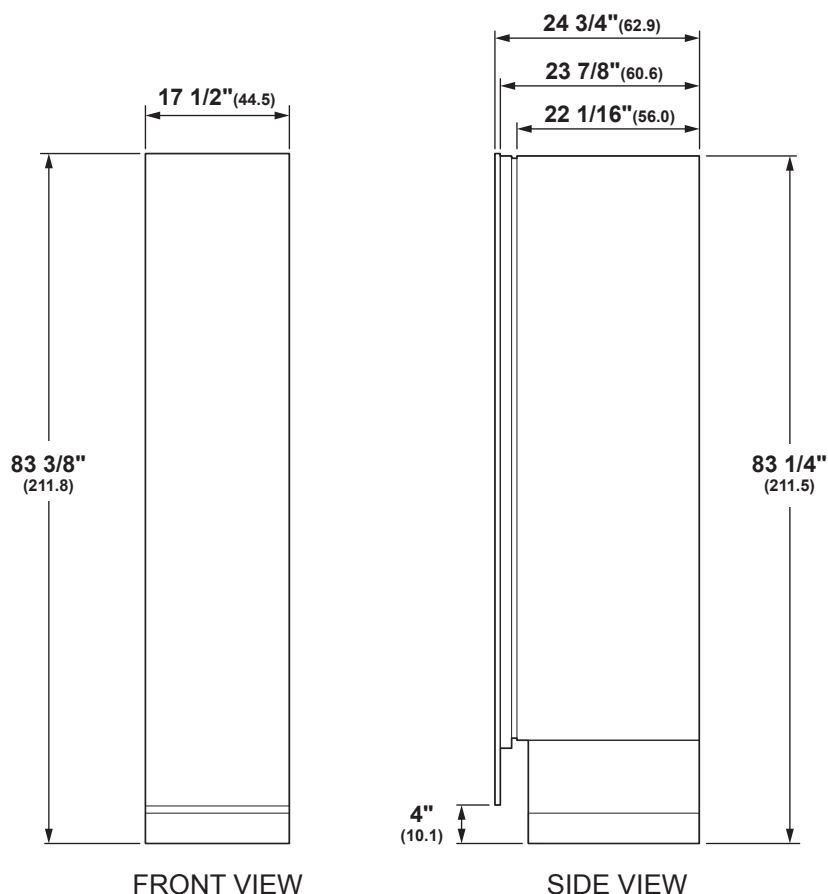
### ATTENTION ELECTRICIAN:

A 115 volt 60Hz., 15 or 20 amp power supply is required. An individual properly grounded branch circuit or circuit breaker is recommended. For multiple unit installation, each unit requires separate individually properly grounded circuit or breaker and separate properly grounded 3-prong electrical receptacle recessed.

### ⚠ WARNING:

When installing appliance, you must use and follow the product installation instructions. These can be found with unit or on web at [monogram.com](http://monogram.com).

### OVERALL DIMENSIONS




Dimensions in parentheses are in centimeters unless otherwise noted. Actual product dimensions may vary due to manufacturing tolerances.

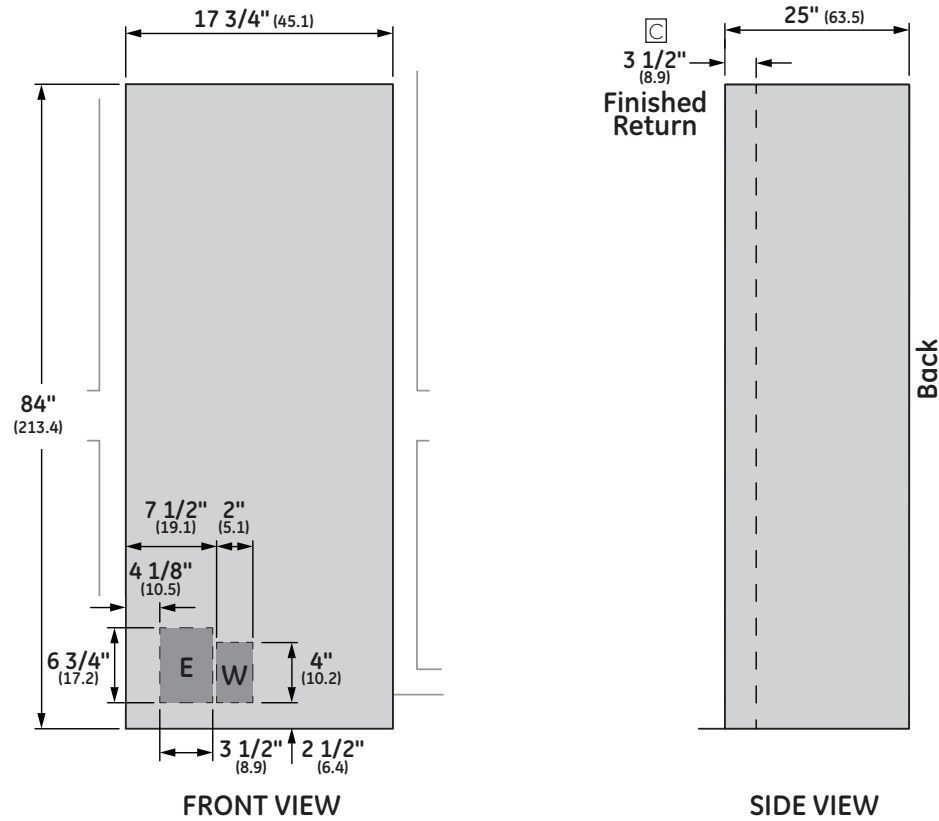
SINGLE INSTALLATION

FLUSH INSTALLATION

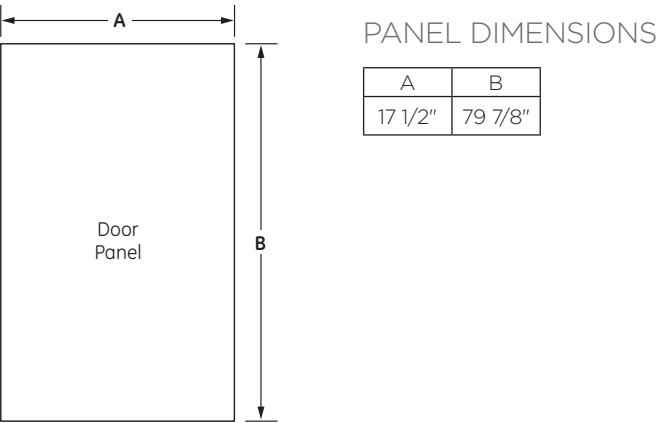
**WARNING:**  
When installing appliance, you must use and follow the product installation instructions. These can be found with unit or on web at [monogram.com](http://monogram.com).  
  
This document is intended for cabinet and panel construction only.

- NOTES**
-  A minimum 3 1/2" (8.9) finished return matching cabinet exterior recommended on interior on all sides and top at front of opening

- NOTES**
- Trimmed freezers are designed to be customized with decorative panels. Field-installed 3/4" custom door panels are required.
- Maximum total panel weight:
- Door panel – 45 lbs.
- Note: For panels constructed with rails and stiles (5-panel), the rails and stiles must be a minimum of 2" wide.
- For Custom Panels: Use templates provided with units to pre-drill holes for mounting panel brackets (provided with unit). Adjustment screws and instructions also provided with units.
- Door Handles: Custom handles are required for flush installation.
- ZKHCSSK: European tubular stainless steel handle designed to fit 3/4" panels. Kit includes one handle – 44 1/4" long.
- ZKCSC184: Door panel with European tubular stainless steel handle
- ZKCSP184: Door panel with Professional stainless handle



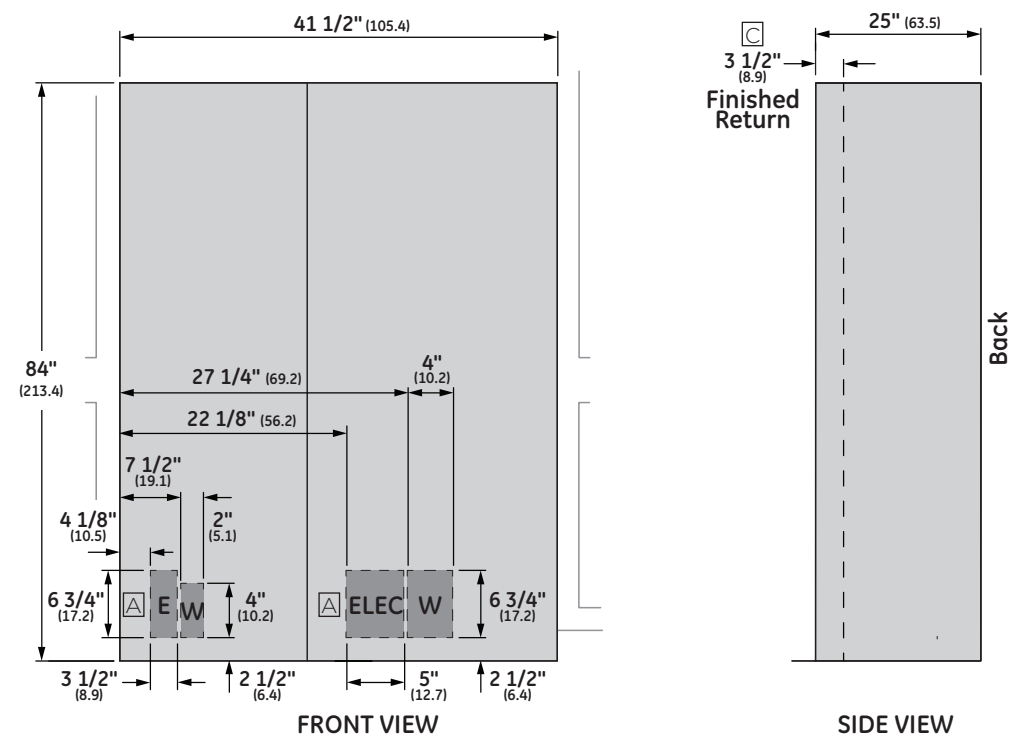
FLUSH 3/4" PANEL DIMENSIONS SINGLE INSTALLATION



PANEL DIMENSIONS

A	B
17 1/2"	79 7/8"

DUAL INSTALLATION  
18" INTEGRATED FREEZER, ZIF180NPKII AND  
24" INTEGRATED REFRIGERATOR, ZIR240NPKII

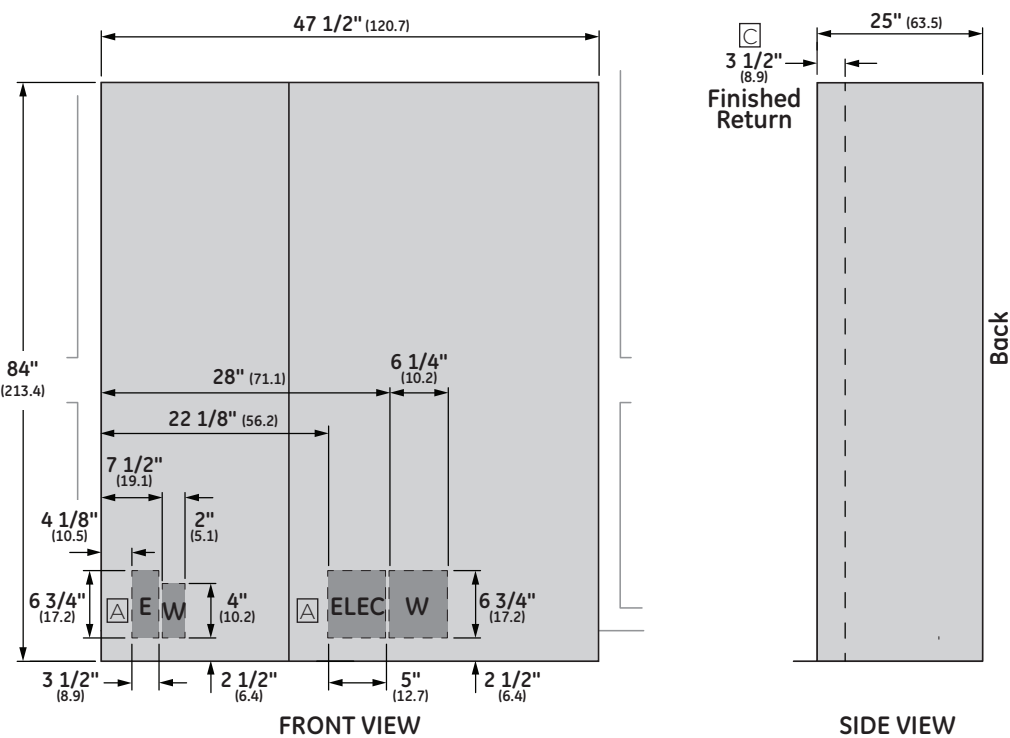


FLUSH INSTALLATION

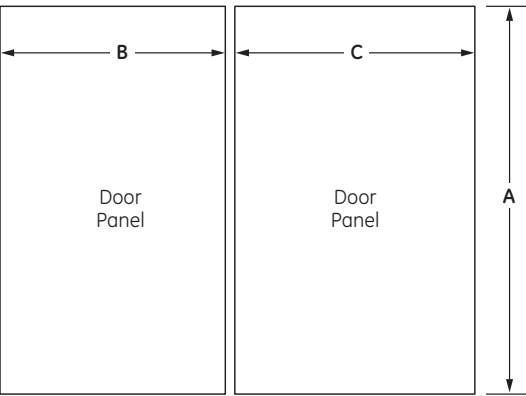
NOTES

- A separate 115V, 60Hz, 15- or 20-amp power supply is recommended for each product.
- Cutout based on installation of two products with a left-and-right-hand door swing.
- A minimum 3 1/2" (8.9) finished return matching cabinet exterior recommended on interior on all sides and top at front of opening

DUAL INSTALLATION  
18" INTEGRATED FREEZER, ZIF180NPKII AND  
30" INTEGRATED REFRIGERATOR, ZIR300NPKII



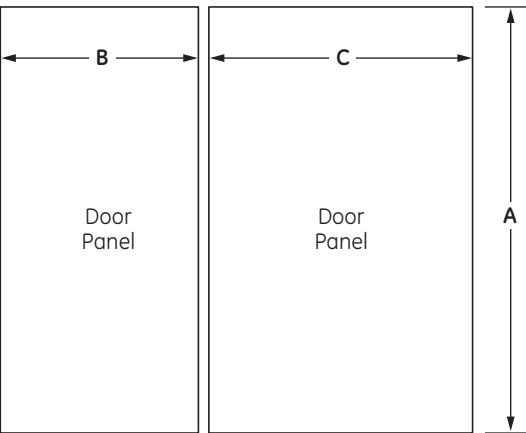
FLUSH 3/4" PANEL DIMENSIONS DUAL INSTALLATION  
WITH 18" FREEZER, ZIF180NPKII AND 24" REFRIGERATOR,  
ZIR240NPKII



PANEL DIMENSIONS

A	B	C
79 7/8"	17 1/2"	23 1/2"

FLUSH 3/4" PANEL DIMENSIONS DUAL INSTALLATION  
WITH 18" FREEZER, ZIF180NPKII AND 30" REFRIGERATOR,  
ZIR300NPKII



PANEL DIMENSIONS

A	B	C
79 7/8"	17 1/2"	29 1/2"

FLUSH INSTALLATION

NOTES

Trimmed freezers are designed to be customized with decorative panels. Field-installed 3/4" custom door panels are required.

Maximum total panel weight: 45 lbs

Note: For panels constructed with rails and stiles (5-panel), the rails and stiles must be a minimum of 2" wide.

For Custom Panels: Use templates provided with units to pre-drill holes for mounting panel brackets (provided with unit). Adjustment screws and instructions also provided with units.

Door Handles: Custom handles are required for flush installation.

ZKHCSSK: European tubular stainless steel handle designed to fit 3/4" panels. Kit includes one handle - 44 1/4" long.

ZKCSC184: Door panel with European tubular stainless steel handle for 18" unit

ZKCSP184: Door panel with Professional stainless handle for 18" unit

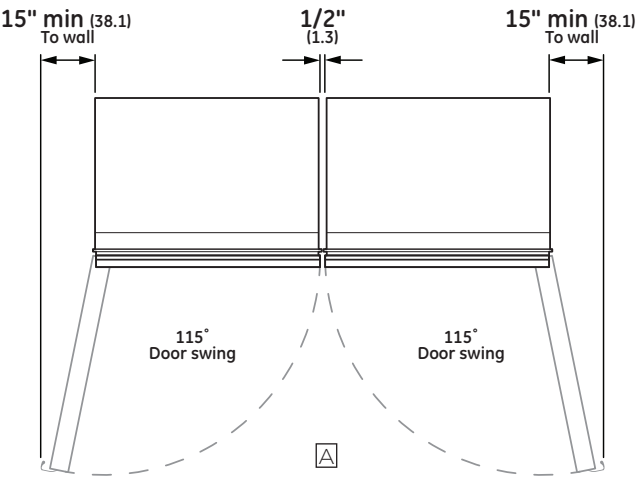
ZKCSC244: Door panel with European tubular stainless steel handle for 24" unit

ZKCSP244: Door panel with Professional stainless steel handle for 24" unit

ZKCSC304: Door panel with European tubular stainless steel handle for 30" unit

ZKCSP304: Door panel with Professional stainless steel handle for 30" unit

DUAL PRODUCT CLEARANCES



FLUSH INSTALLATION

NOTES

- A In a side-by-side installation of a left-and-right-hand door swing product, 1/2" clearance between the units is required. Also required is Side-by-Side Heater/ Dual Installation Kit, ZUGC

## FEATURES AND BENEFITS

### FULLY INTEGRATED COLUMN DESIGN

With concealed hinge offers a look of seamless perfection that installs flush with surrounding cabinetry

### PANEL-READY EXTERIOR WITH SIX-WAY ADJUSTABILITY

Accepts stainless steel European- or Professional-style panels ordered separately from Monogram or custom panel & handle from your cabinet maker

### RETROFIT CAPABILITY

Allows you to replace a 48" or 42" built-in side-by-side refrigerator with two column refrigerators with no cabinet or electrical modifications

### FINELY CRAFTED ADJUSTABLE ALUMINUM DOOR BINS WITH GLASS ACCENTS

Offer easy access to quick-grab items

### ADJUSTABLE, HYDROPHOBIC SPILL-RESISTANT GLASS SHELVES WITH INTEGRATED LED LIGHTING

Offer convenience and a clean appearance

### REMOTE CONNECTIVITY VIA WIFI

Allows you to wirelessly control freezer settings from your smartphone, using an available app

### REMOVABLE ICE STORAGE

Provides quick & easy access to filtered ice

### WATER FILTRATION SYSTEM

Supplies you with clean, fresh-tasting ice cubes

### SOFT-CLOSE DRAWERS

Smoothly and quietly slide into a secure shut position

### UPFRONT, ELECTRONIC-TOUCH CONTROLS

Make it easy to adjust climate settings to create ideal food storage conditions

### NIGHT TIME SNACK MODE

Low LED illumination of freezer compartment

### NONSLIP MATS IN DOOR BINS AND DRAWERS

Help keep containers in place and simplify cleaning

