

## WALL ART INSTALLATION

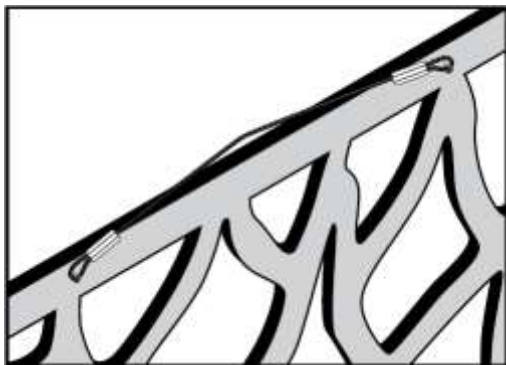
Whatever your application, there is a simple installation method to provide the flexibility and ease of installation you need to create your outdoor masterpiece. Installation in a flat (ceiling) position is not recommended and any resulting distortion will not be covered by the warranty. Installing MATRIX Wall Art panels using one of our recommended methods will ensure a professional and durable finish.

Note: Our 15-year Warranty only applies when the panel has been installed in accordance with our installation instructions.

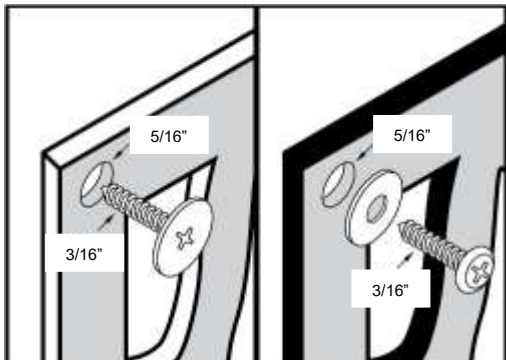
Detailed installation instructions can be downloaded from [designflow.com.au](http://designflow.com.au); these instructions must be carefully followed in accordance with the warranty conditions.

### Installation Options

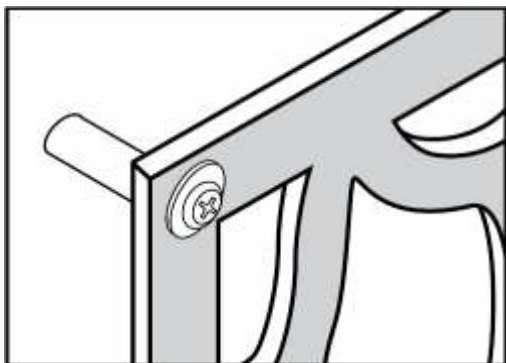
There are several simple installation options that will ensure a professional and durable finish:



- Using a wire rope or string. Mark the centre of the panel on the back using a tape measure, then mark screw positions equal distance from the centre. Secure the wire rope or string to the panel by using short screws up to 1/4" long.



- Using the MATRIX Screen Mounting Kit or screws and washers – holes in the panel must be larger than the screws by 3/16" to allow for expansion and contraction with changes in temperature. Do not overtighten screws to allow the panel to expand and contract.



- Using spacers to set the panel off the wall or fence will create a more 3-dimensional installation with shadow effects. Backlighting can be used to further enhance this effect. Holes in the panel must be 3/16" larger than the screws.

- Within a timber frame with grooved timbers or beading. Use 1/2" minimum groove depth and allow 3/16" for thermal expansion.

## **15 Year Manufacturer's Warranty**

Design Flow Pty Ltd warrants to the original purchaser that Matrix screening, fencing and flooring products will be free of structural faults due to defects in manufacturing for a period not exceeding 15 years from the date of purchase.

Whilst the colour formulation of the materials has been designed to withstand many years of exposure to the sun and weather, the warranty does not cover natural fading or a reduction of material properties over time.

This warranty is only valid where the product has been installed according to the manufacturer's installation instructions.

All warranty matters are to be referred through the original place of purchase. Valid warranty claims will be settled by either full replacement or satisfactory repair of the faulty product.

Warranties and remedies including compensation for consequential or direct losses, other than those set out above are hereby excluded, except to the extent where to so exclude would contravene any law (including the Trade Practices Act (Cth. 1974) or cause any part of this warranty to be void.

OUTDECO USA  
2045 Corte Del Nogal  
Carlsbad CA 92011  
P: 760-444-4193  
E: [info@outdecousa.com](mailto:info@outdecousa.com)