

## NOTICE

- \* Please make sure that you have all parts indicated before you begin assembly of this item
- \* This item should be assembled on a soft surface to prevent scratching the finish during assembly
- \* This item may require periodic tightening
- \* If you are having difficulty, our friendly Customer Care team is always here to help. Please email customersupport@safavieh.com

## PREPARATION

- \* Before beginning assembly of product, make sure all parts are present. Compare parts with part contents list and hardware contents list.
- \* If any part is missing or damaged, do not attempt to assemble the product.
- \* Estimated Assembly Time: 10 minutes.
- \* Tools Required for Assembly (included): Allen Key

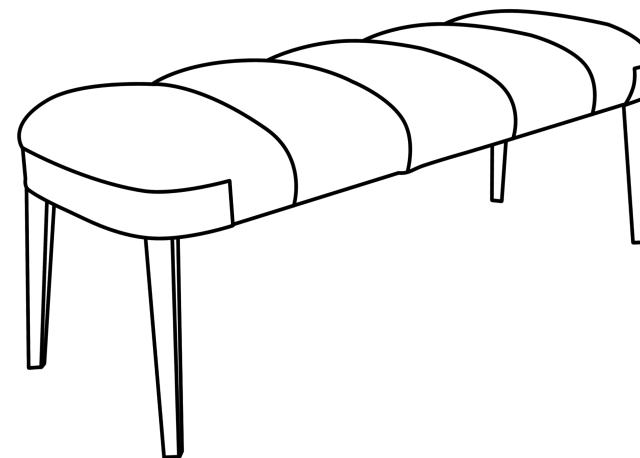
## CARE AND MAINTENANCE

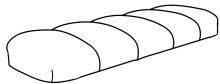

To prevent overall soiling, frequent vacuuming or light brushing is recommended. Cushions and pillows should be turned on a weekly basis. Down-filled cushions should be brushed rather than vacuumed. Spot clean, using a mild water-free solvent or dry cleaning product. Only a professional cleaner should undertake a complete overall cleaning. The use of steam or water-based cleaners may cause excessive shrinking or staining.








**Model#: BCH3400**

**Product Dimensions: 50.4"W\*18.65"D\*18.85"H**



PIECE	DESCRIPTION	PICTURE	QUANTITY
A	Seat Board		1x
B	Metal Legs		2x

PIECE	DESCRIPTION	PICTURE	QUANTITY
HW1	Bolt M6*1*30mm		8x
HW2	Spring Washer		8x
HW3	Washer		8x
HW4	Allen Key		1x

 **WARNING**  
**Weight Capacity-550 LBS**  
**Warning: Do not stand on Bench**  
**Warning: Do not over torque bolts**

## PREPARATION

Before beginning assembly of product, make sure all parts are present. Compare parts with package contents list and hardware contents list.

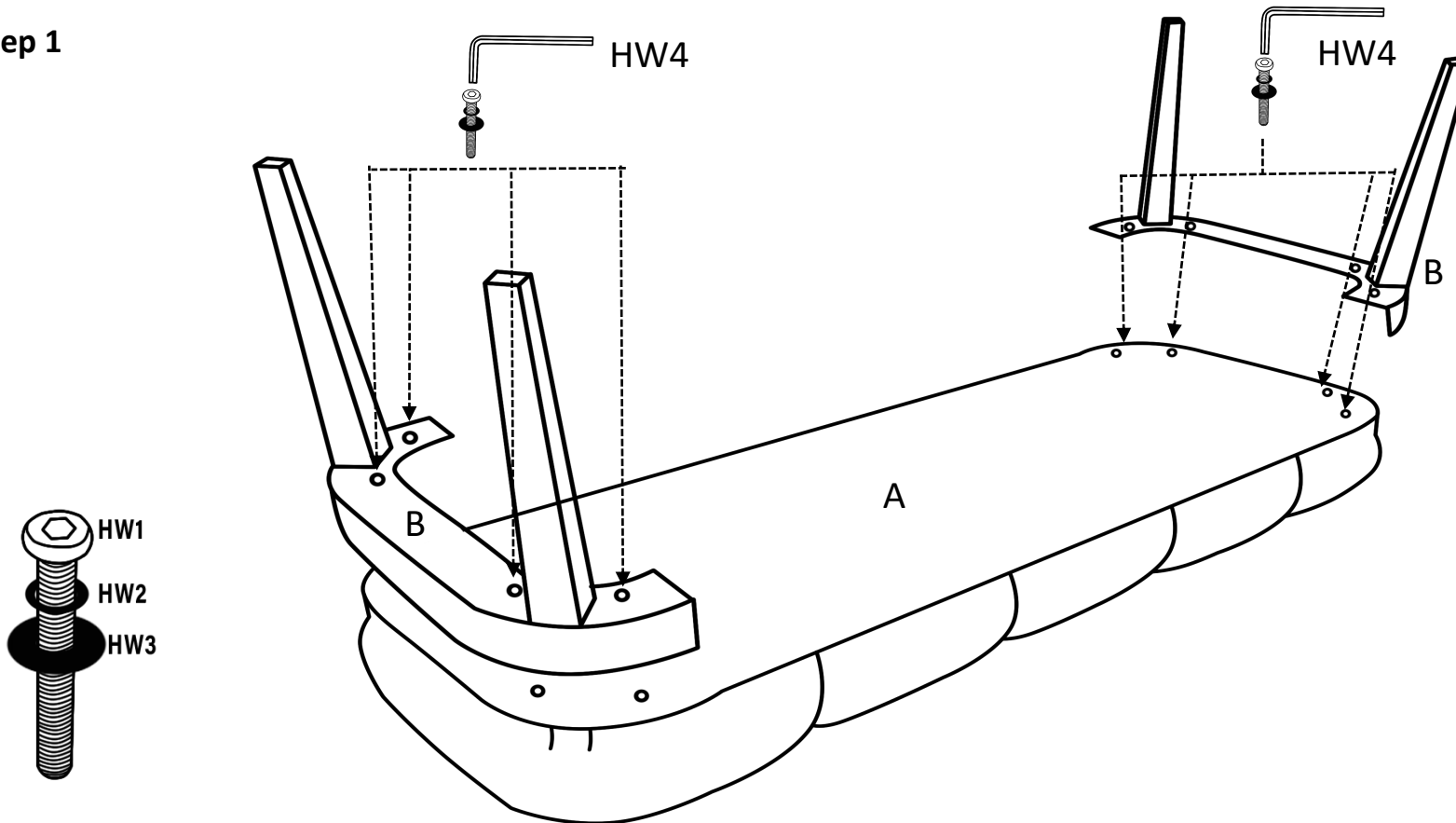
If any part is missing or damaged, do not attempt to assemble the product.

Estimated Assembly Time: 10 minutes.

Tools Required for Assembly (included): Allen Key

If you are having difficulty, our friendly Customer Care team is always here to help. Please email [customersupport@safavieh.com](mailto:customersupport@safavieh.com)

### Step 1



Attach Metal Legs(B) to Seat Board(A)