

## Features

- High-arch swing spout with 120° rotation offers superior clearance for filling pitchers, chilling bottles and cleanup
- Two-function pull-out sprayhead allows you to switch from aerated stream to powerful ring spray
- ProMotion® technology's light, quiet braided hose and swiveling ball joint make the pull-out sprayhead easier and more comfortable to use
- MasterClean™ sprayface features an easy-to-clean surface that withstands mineral buildup and maximizes spray performance
- 10-5/16" (262 mm) rotating spout
- Single lever handle is simple to use and makes adjusting water temperature easy
- Temperature memory allows faucet to be turned on and off at the temperature set during prior usage
- 1.5 gpm (5.7 lpm) maximum flow rate at 60 psi (4.14 bar)
- KOHLER® ceramic disc valves exceed industry longevity standards for a lifetime of durable performance

## Material

- Premium metal construction for durability and reliability
- KOHLER® finishes resist corrosion and tarnishing

## Installation

- Single- or three-hole installation (escutcheon included)
- Flexible supply lines simplify installation

## Adapters, Rough-in and Extension Kits

1327990

Range: 2-1/2" (64 mm) -  
4-5/8" (117 mm)



**ADA**

**CSA B651**

## Codes/Standards

ASME A112.18.1/CSA B125.1

NSF/ANSI/CAN 61

NSF/ANSI/CAN 372

All applicable US Federal and State material regulations

DOE - Energy Policy Act 1992

California Energy Commission (CEC)

ADA

ICC/ANSI A117.1

CSA B651



IAPMO Certification

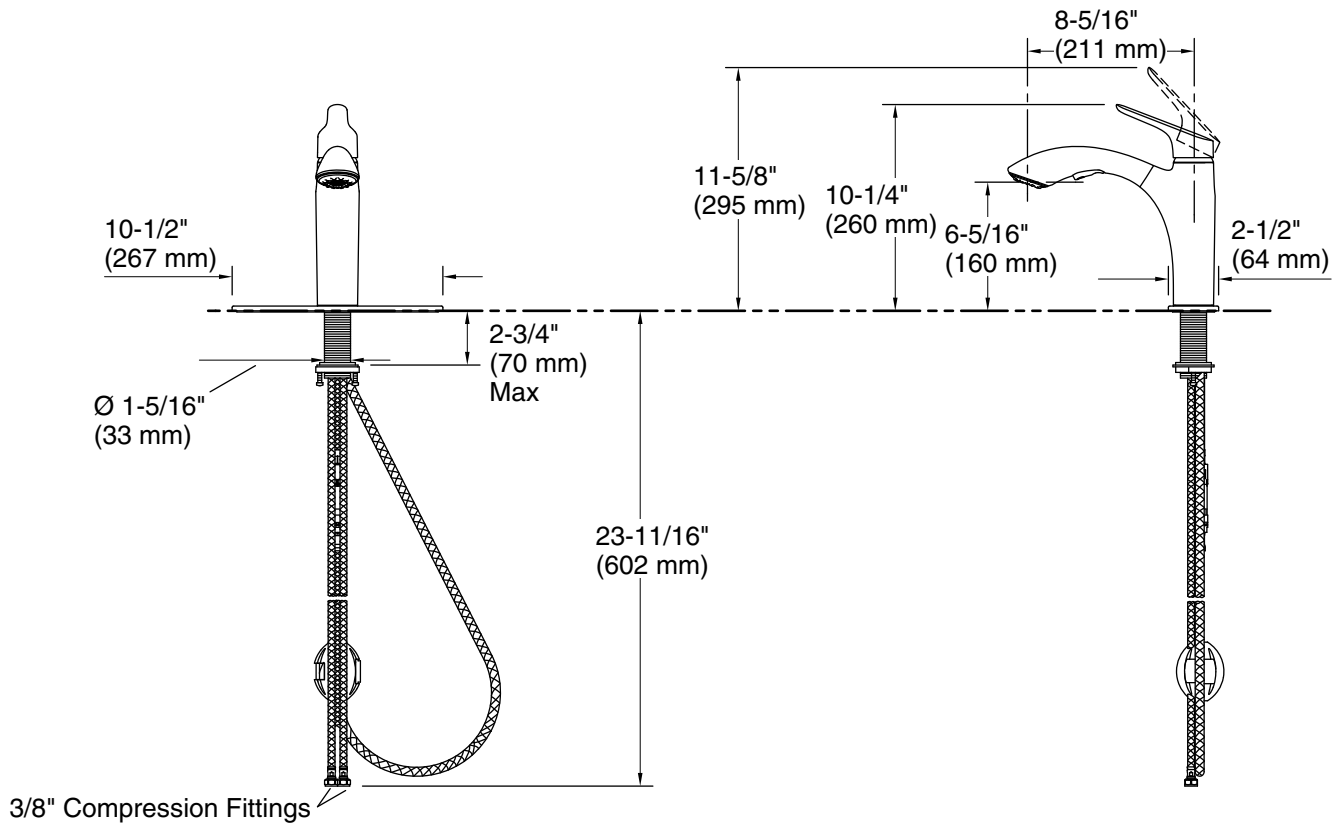
## KOHLER® Faucet Lifetime Limited Warranty

See website for detailed warranty information.

## Available Colors/Finishes

*Color tiles intended for reference only.*

Color	Code	Description
	CP	Polished Chrome
	VS	Vibrant® Stainless
	BL	Matte Black



## Technical Information

All product dimensions are nominal.

### Faucet:

Flow rate: 1.5 gal/min (5.7 l/min)

Drain included: No

## Notes

Install this product according to the installation instructions.

ADA compliant for faucet handles only

ADA, CSA B651 compliant when installed to the specific requirements of these regulations.