

Model #DV-1K016

Overall Dimension: 30 1/8" L x 19 15/16" W x 10" D

Features:

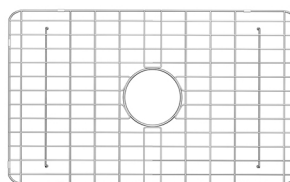
- Deep single bowl sink inhibits splashing, fits your tallest pots and piles of dishes, and holds your largest cookware.
- This kitchen sink exemplifies a stunning union of advanced engineering and sleek modern style.
- This modern farmhouse kitchen sink has super sleek and smooth lines, and its round corners also make it more easier in cleaning.
- Extreme resistance to chip, discoloration, scratching and cracking.
- Sink can accommodate a 3.5" garbage disposal.
- The water absorption rate of Ceramic sinks is 20%, which meets the qualified standard.



Package Included:



● Farmhouse Kitchen Sink(DV-1K016)



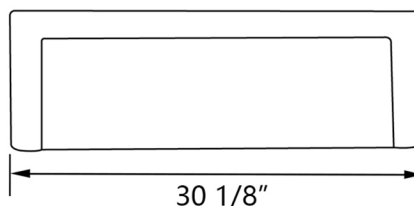

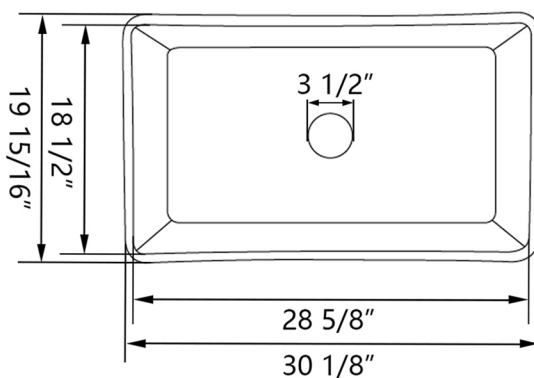

● Sink Grid(DV-K016G01)



● Basket Strainer(DV-1D901)

Technical Specifications:

- + Outer: 30 1/8" L x 19 15/16" W x 10" D
- + Inner: 28 5/8" L x 18 1/2" W x 8 1/16" D
- + Weight: 92 lbs
- + Drain: 3 1/2" diameter
- + Cabinet Size: 31 1/8" minimum



#DV-1K016

Sinks are individually handcrafted, so sizes may vary slightly.

1 Year Warranty

All DeerValley kitchen sinks come with our Warranty within one year.



TEL: 312-626-9466 | support@deervalleybath.com