

Features

- Two lever handles offer separate control of hot and cold water
- KOHLER® ceramic disc valves exceed industry longevity standards for a lifetime of durable performance
- 1.2 gpm (4.5 lpm) maximum flow rate
- Box includes: Assembled faucet, clicker drain
- Laminar flow delivers a graceful stream of water

Material

- Premium material construction for durability and reliability
- Spot Repel® finish resists fingerprints, smudges, and water spots (Oil-Rubbed Bronze and Matte Black finishes only)
- Select KOHLER finishes feature ScratchShield® technology which withstands even the toughest daily use

Installation

- For 4" (102 mm) centers
- Centerset
- Simplified faucet installation; mounting hardware requires no special tools

Water Conservation & Rebates

- This product can help a building earn Water Efficiency points in LEED® Green Building Rating System

Recommended Products/Accessories

- K-23726 Drain treatment
- K-23723 Faucet cleaner



ADA **CSA B651** **OBC**

Codes/Standards



ASME A112.18.1/CSA B125.1
NSF/ANSI/CAN 61
NSF/ANSI/CAN 372
All applicable US Federal and State material regulations
DOE - Energy Policy Act 1992
EPA WaterSense®
California Energy Commission (CEC)
ADA
ICC/ANSI A117.1
CSA B651
OBC

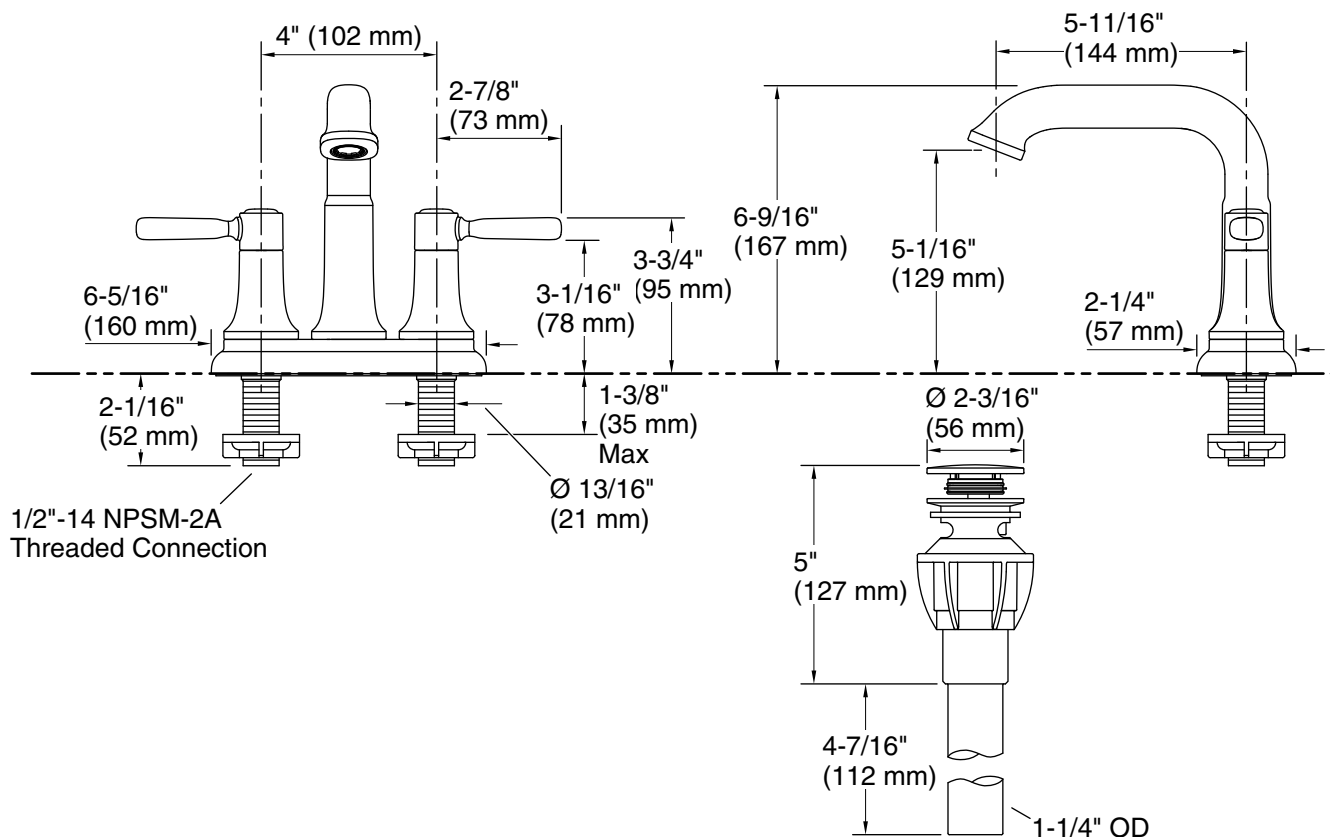
KOHLER® Faucet Lifetime Limited Warranty

See website for detailed warranty information.

Available Colors/Finishes

Color tiles intended for reference only.

Color	Code	Description
	CP	Polished Chrome
	BN	Vibrant® Brushed Nickel
	BL	Matte Black
	2MB	Vibrant® Brushed Moderne Brass



Technical Information

All product dimensions are nominal.

Faucet:

Flow rate: 1.2 gal/min (4.5 l/min)

Pressure: 45 psi (3.1 bar)

Drain included: Yes

Drain with overflow: No

Notes

Install this product according to the installation instructions.

ADA complaint for faucet handles only.

ADA, OBC, CSA B651 compliant when installed to the specific requirements of these regulations.