



USER GUIDE

TABLE OF CONTENTS

Box Contents 3

Quick Start Instructions 4

Important Information 13

 Intended Use 13

 Temperature Probe Use 13

 Disposal Requirements 14

 Technical Specifications 14

 FCC Compliance 14

 IC Compliance 14

 IFETEL Compliance 14

Box Contents

Bluetooth® LED

Digital Display

Probe Toggle Buttons

Probe Ports



iGrill 2

weber

iGRILL 2

Degree Symbol

Probe Indicator LEDs

Power On/Off

Base (Magnetic)

AA Batteries (2)



Temperature Probe

Probe Wrap



Yellow-Colored Probe Indicator

Red-Colored Probe Indicator

Probe Wrap

Temperature Probe

WARNING!
Probe gets hot.
Use mitts or gloves.



Optional Magnetic Disc

adheres to non-magnetic surfaces for vertical mounting





optional vertical mounting

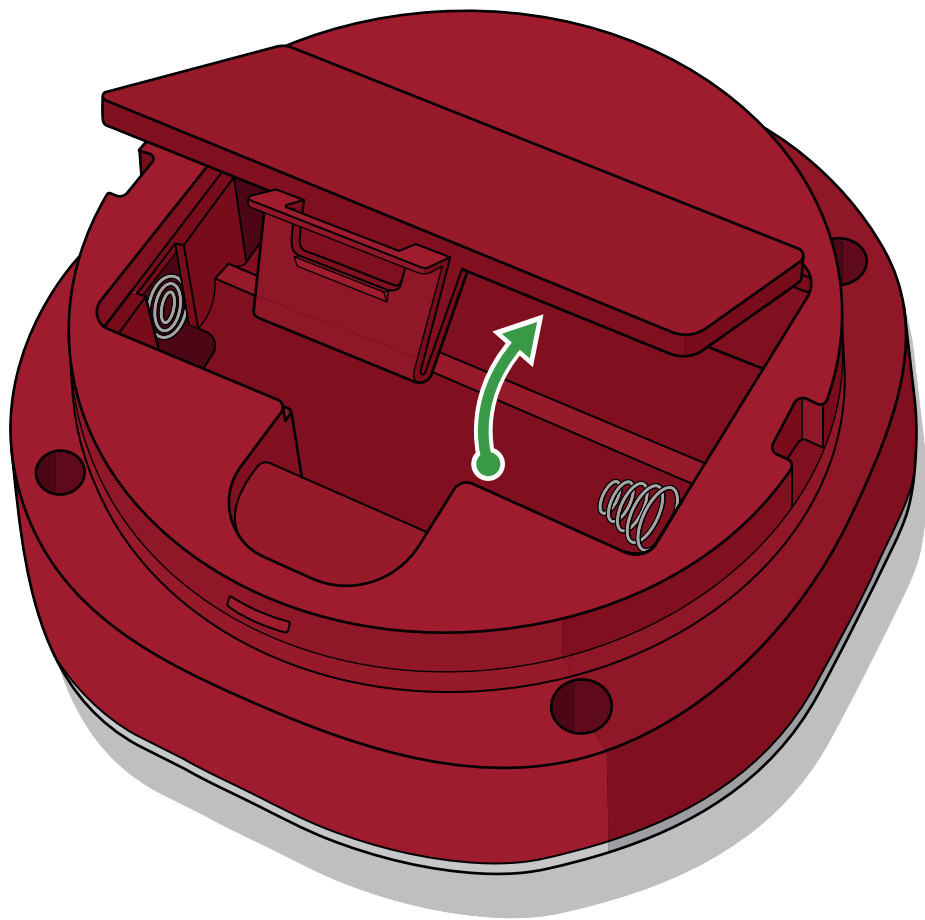
Quick Start Instructions

1



Separate the iGRILL 2 from the base.

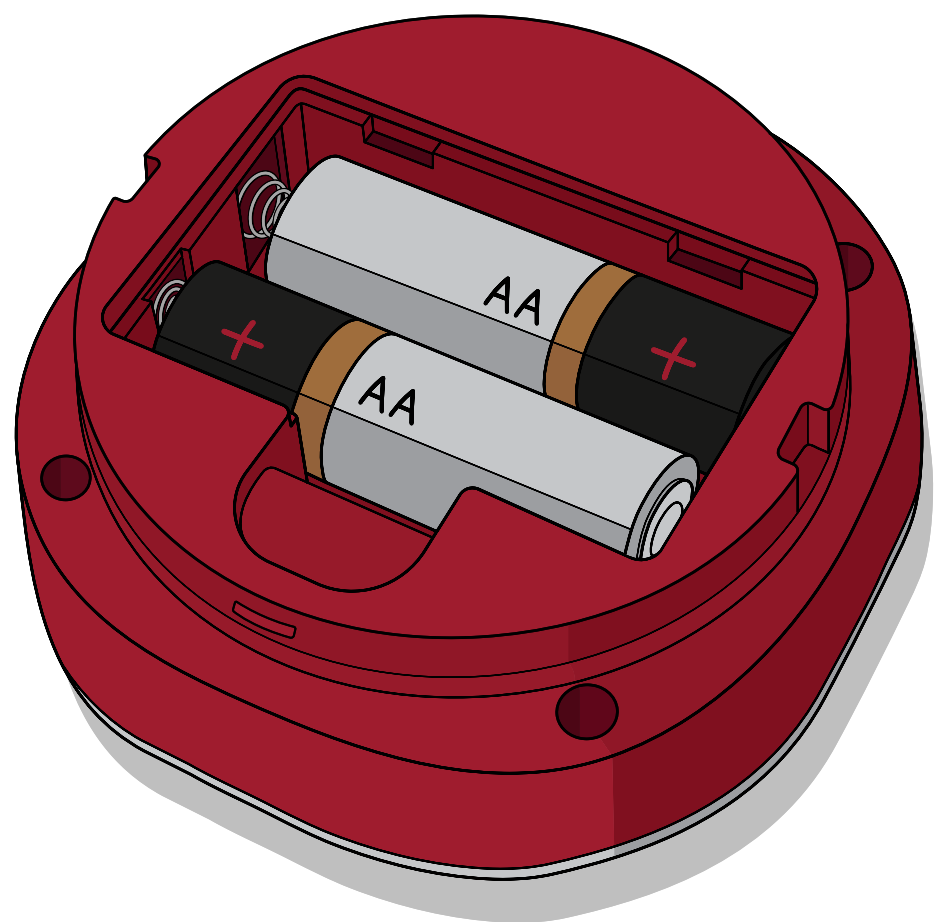
2



Remove the battery door from the underside of the iGRILL 2.

3

2 - AA



Insert the two AA batteries that were supplied with your iGRILL 2.



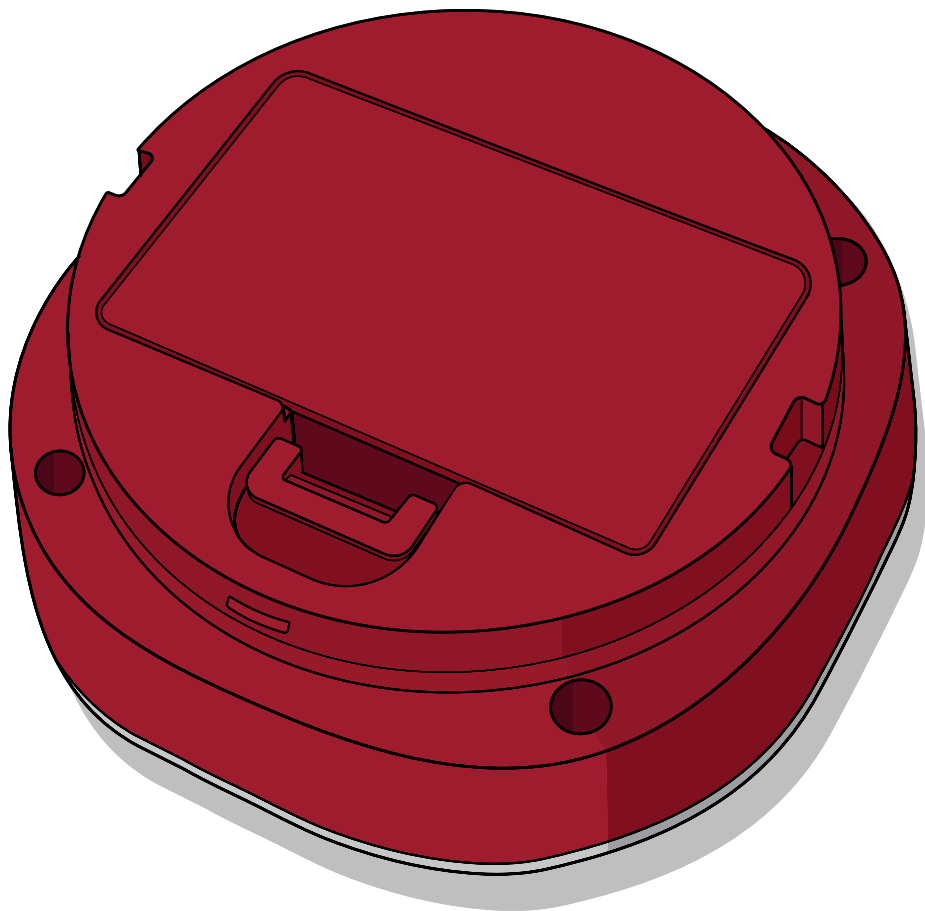
WARNING: Proper Battery Disposal
Never dispose of batteries in an open fire. Always dispose of batteries in accordance with local laws.



After the batteries are inserted, the iGRILL 2 will automatically display “On” and a single beep will sound.

If not inserting or replacing the batteries, press the power button once to turn the unit on. Do not hold the button down.

5



Replace the battery door.

6



Snap the iGRILL 2 back onto the base.

7



Download the WEBER iGRILL App.
Then enable Bluetooth® on your
smart device under 'Settings.'



Plug one or more probes into the ports.



WARNING: Risk of burns!

Handling the temperature probes without hand protection will result in severe burns. Please wear heat-resistant gloves or mitts at all times while using this product in order to avoid being burned.



Launch the WEBER iGRILL App on your smart device. Follow the pairing instructions within the App. You are now ready to use your iGRILL 2.

Additional information and barbecue inspiration can be found at weber.com/igrillsupport.

Important Information

Visit weber.com/igrillsupport to find out more about device compatibility, languages supported by the WEBER iGRILL App, and a full user guide with great grilling inspiration. Please read the full user guide – especially the safety information – before using the WEBER iGRILL 2 for the first time, and follow the instructions while using the device.

Intended Use

Use this device only for measuring and monitoring the temperature of grilled items. Any use other than that described may cause damage. The manufacturer or retailer are not liable for damages arising from improper use. When using an iGRILL 2, never leave your grill unattended and follow all instructions in your grill owners guide.

- Note:** The device is not to be used by children or persons with reduced physical, sensory or mental capabilities.
- Note:** The iGRILL 2 and batteries are not designed to withstand high heat. If the surface is too hot to touch, it's too hot for the WEBER iGRILL 2 and batteries.
- Note:** Do not mix old and new batteries. Do not mix alkaline, standard or rechargeable batteries.

Temperature Probe Use

WARNING: Risk of Injury! The temperature probes are very sharp. Please be careful when handling probes.



WARNING: Risk of burns! Handling the temperature probes without hand protection will result in severe burns. The colored probe indicators are not intended to be touched with bare hands while using the barbecue as they are not heat-insulated. Please wear heat-resistant gloves at all times while using this product in order to avoid being burned.

Important Note: When using probes, be sure to route wire where it will not be exposed to flames or temperatures exceeding 716° F (380° C). Avoid exposing probes to temperatures below -22° F (-30° C). Temperatures below -22° F (-30° C) or above 572° F (300° C) will not display in the app and will cause the probe to disappear from connection.

Clean the probes before first use. The probes are not dishwasher safe. Do not use chemicals or abrasive detergents to clean the probes. Wipe them down with a damp towel or cleaning wipe. Take care not to expose the probe's wiring or the area where the wiring meets the probe to liquid.

The probes are not waterproof and damage may result from water exposure. Never submerge the probes in water.

Disposal Requirements



WARNING: Battery disposal! Never dispose of batteries in an open fire. Always dispose of batteries in accordance with local laws.

Technical Specifications

Frequency Range (MHz): 2402.0 - 2480.0 MHz

Output Power (Watts): 0.0012 W

FCC Compliance

This equipment has been tested and found to comply with the rules for white space devices, pursuant to part 15 of the FCC rules. These rules are designed to provide reasonable protection against harmful interference. This equipment generates, uses and can radiate radio frequency energy and, if not installed and used in accordance with the instructions, may cause harmful interference to radio communications. If this equipment does cause harmful interference to radio or television reception, which can be determined by turning the equipment off and on, the user is encouraged to try to correct the interference by one or more of the following measures:

- (1) Reorient or relocate the receiving antenna.
- (2) Increase the separation between the equipment and receiver.
- (3) Connect the equipment into an outlet on a circuit different from that to which the receiver is connected.
- (4) Consult the manufacturer, dealer or an experienced radio/TV technician for help.

Changes or modifications not expressly approved by WEBER could void the user's authority to operate this device.

IC Compliance

This device complies with Industry Canada's licence-exempt RSSs. Operation is subject to the following two conditions:

- (1) This device may not cause interference; and
- (2) This device must accept any interference, including interference that may cause undesired operation of the device.

IFETEL Compliance

Operation of this unit is subject to the following two conditions: (1) this unit or device may not cause harmful interference, and (2) this unit or device must accept any interference, including interference that may cause undesired operation.



**Importado y Distribuido en México por:
Weber-Stephen Products S.A. de C.V.**

ANATOLE FRANCE 139-139A
Colonia. POLANCO III SECCION
Del. MIGUEL HIDALGO
CIUDAD DE MEXICO
C.P. 11540

RFC: WPR030919-ND4

Teléfono: 01800-00-WEBER (93237)

**Imported by / importé par
WEBER-STEPHEN (CANADA) COMPANY**

1 Roybridge Gate
Vaughan, Ontario, CANADA
L4H 4E6

The Bluetooth® word mark and logos are registered trademarks owned by Bluetooth SIG, Inc. and any use of such marks by Weber-Stephen Products LLC is under licence. Other trademarks and trade names are those of their respective owners.



R-NZ