

ASSEMBLY INSTRUCTIONS

Outdoor Coffee Table

EEl-7620 / V0.27.01.26

modway



Questions? Contact us!

609.256.9000

cs@modway.com

Welcome.

Let's get started.

Before you begin, here are some things to keep in mind:

Assembly will take most people **about 30 minutes**. Consider having a friend help you!

Only use hand tools to assemble this item. Do not use power tools. Do not tighten bolts or screws completely until all hardware is lined up and inserted into the holes.

Read through all of the instructions before starting. Make sure you have all parts and components before discarding any packing materials.

Do not over-tighten screws and bolts to avoid stripping the hardware or cracking the item.

Assemble your item on a flat, carpeted area, with plenty of space to work. This will prevent damage and scratches to your floors or the item while you're assembling the product.

Keep all components and packaging out of reach of children or animals to avoid risk of choking or suffocation.


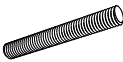
Care instructions are listed in the last step of this manual.

WAIT!

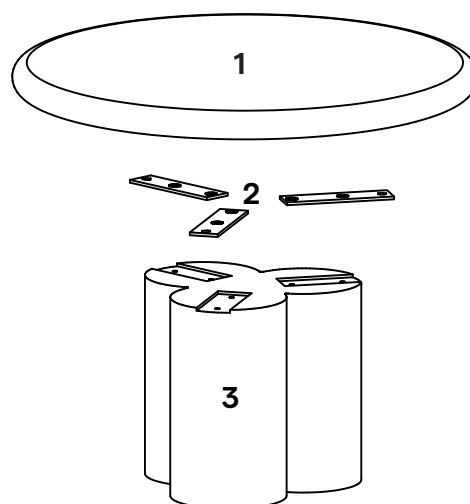
Missing parts or hardware? Need assistance?
Contact us before returning your item.
We're here to help!



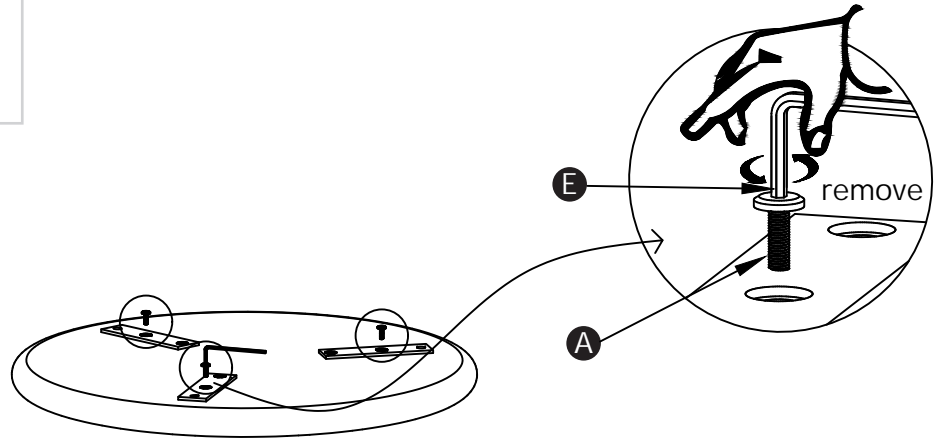
HARDWARE INCLUDED IN THE BOX:

A		Bolt M8 x 20mm (3 already on top)	x6
B		Bolt M8 x 25mm	x3
C		Spring Washer M8 ø12 x 2mm	x3
D		Washer M8 ø23 x 1mm	x3
E		Allen Key	x1
F		Located Bolt M8 x 50mm	x2

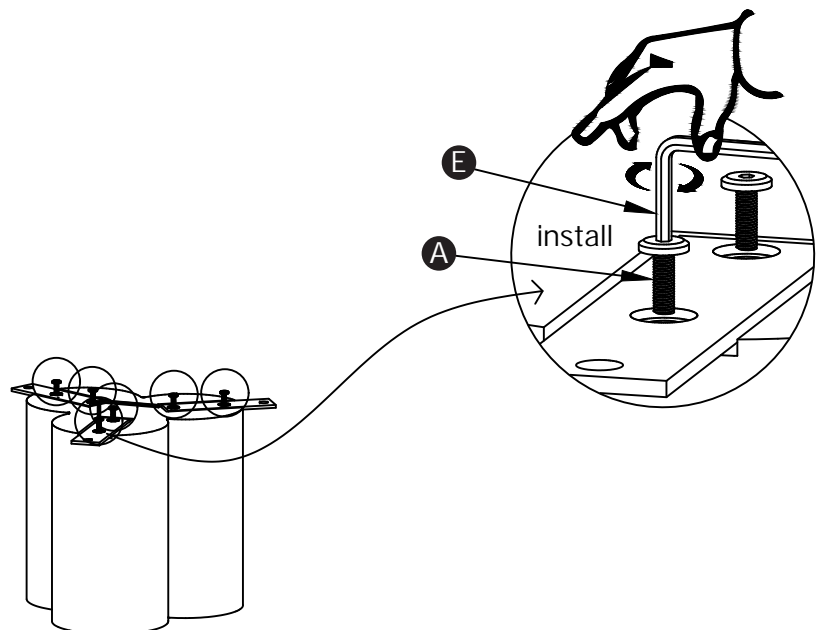
FURNITURE COMPONENTS:



1	Table Top	x1
2	Metal sheets	x3
3	Table Leg	x1

HARDWARE**A** Bolts M8 × 20mm x3**COMPONENTS****1** Table Top x1**2** Metal Sheets x3**TOOLS****E** Allen Key x1

STEP 02

HARDWARE**A** Bolts M8 × 20mm x6**COMPONENTS****2** Metal Sheets x3**3** Table Leg x1**TOOLS****E** Allen Key x1

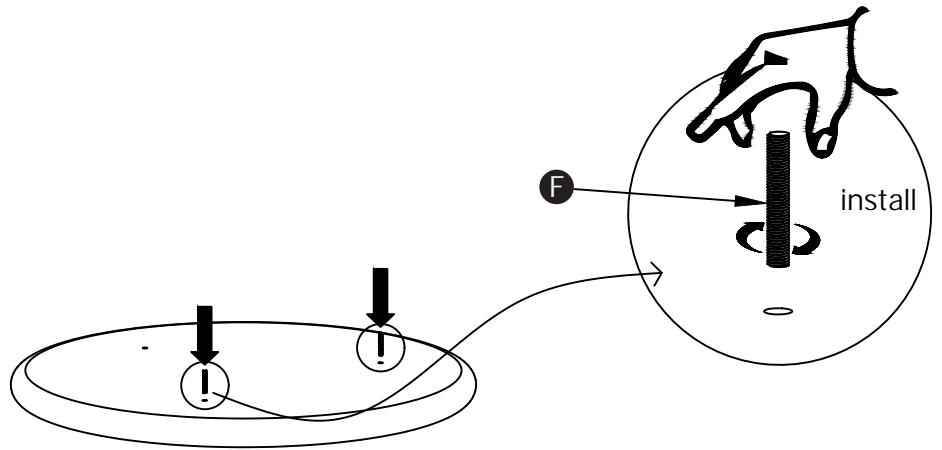
STEP 03

HARDWARE

F Located Bolt M8 × 50mm x2

COMPONENTS

1 Table top x1

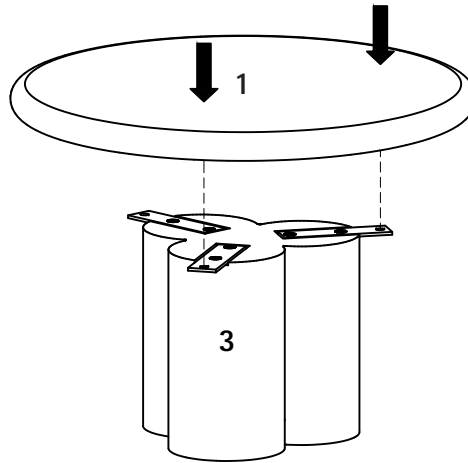


STEP 04

COMPONENTS

1 Table Top x1

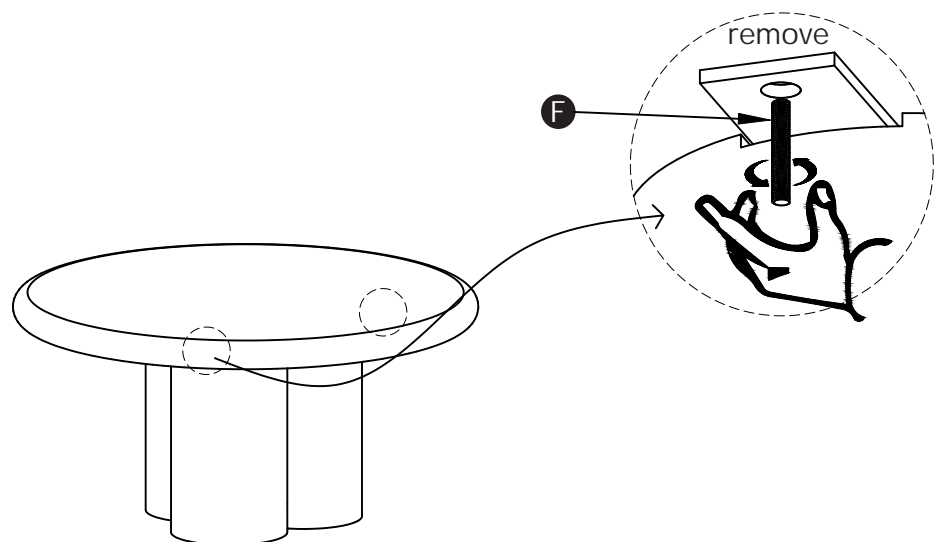
3 Table Leg x1



STEP 05

HARDWARE

F Located Bolts M8 × 50mm x2



HARDWARE

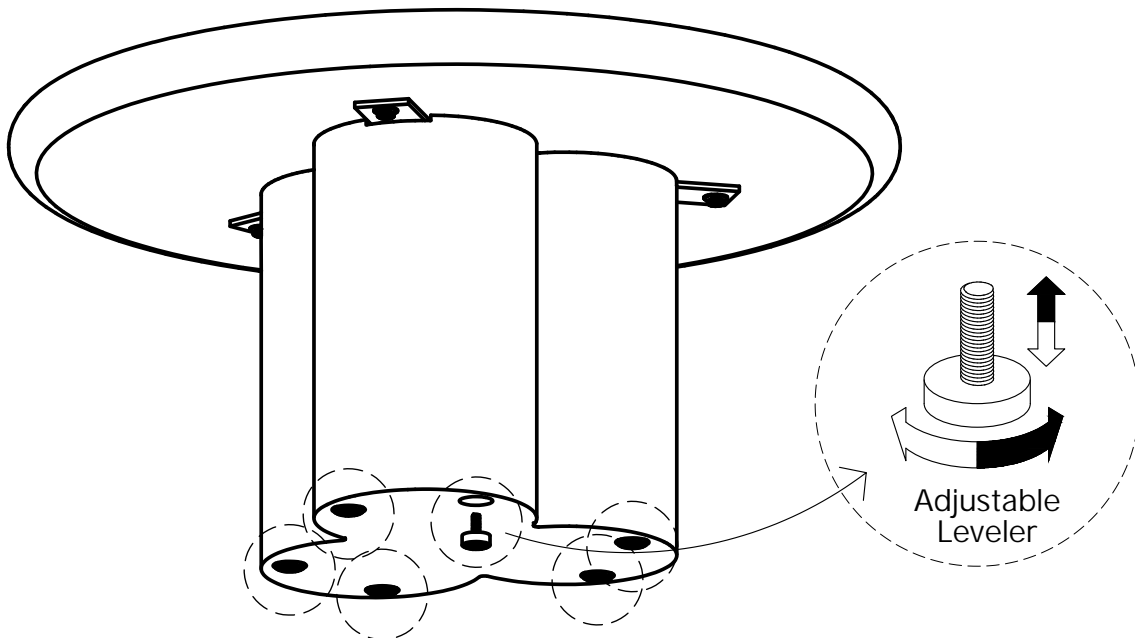
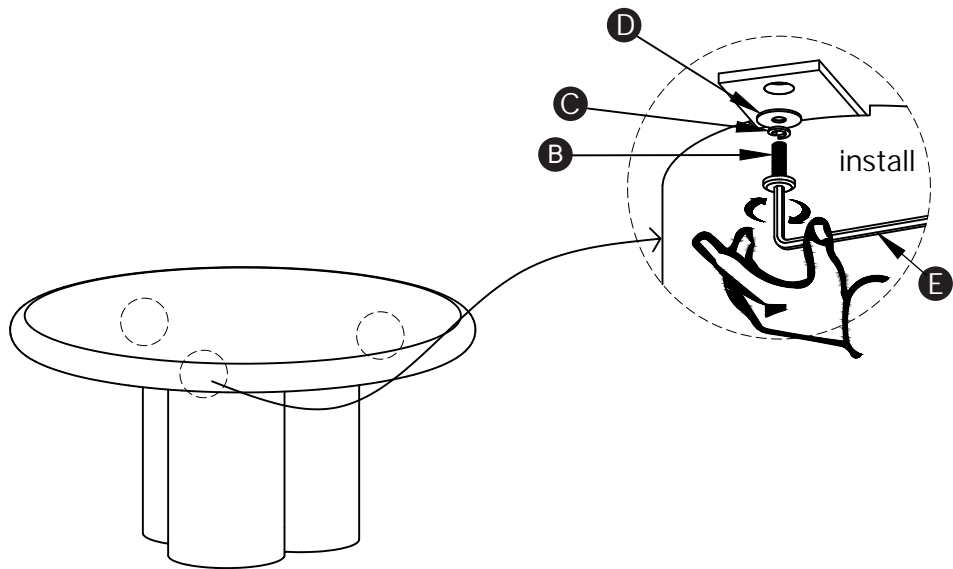
B Bolts M8 × 25mm x3

C Spring Washer M8 ø12 × 2mm x3

D Washer M8 ø23 × 1mm x3

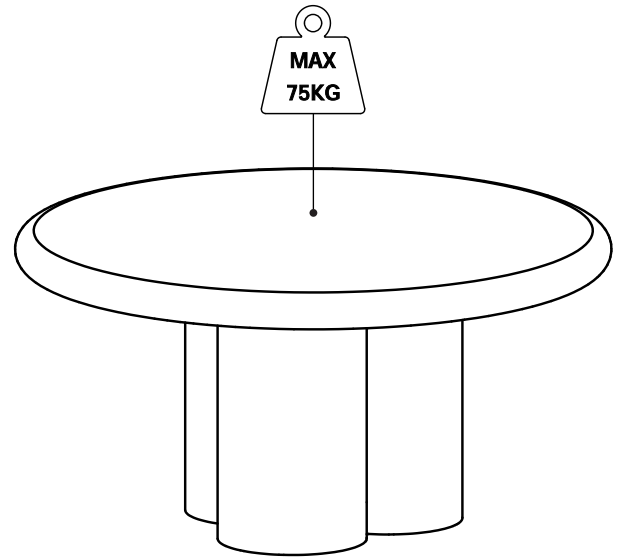
TOOLS

E Allen Key x1



Great job!

Your new coffee table is complete.



CARING FOR YOUR ITEM

- Depending on use, it may be necessary to tighten the hardware from time to time, so please save the tools that have been provided.
- Not contract grade.
- Clean using a non-abrasive cloth and a mild cleaner.



CONNECT WITH US!

Tag us [@modway_furniture](#) and [#modway](#) for a chance to be featured.

modway



Questions? Contact us!
609.256.9000
cs@modway.com