



Instruction Manual

Item# TM114BL



Having Trouble?

Chat with us on your phone

Simply point your phone camera towards
the QR code or see our website




xbrand.us

or email at

customerservice@ecintel.com

Monday - Friday 7:00AM - 3:30PM PST

Tabletop Mist Fountain



Purchased your product online?

We would really appreciate it if you can share your experience
with others by reviewing our product on the website from
which you purchased.



Have Questions or Issues? Need help with assembly?

Contact us and we will resolve immediately.

Simply point your phone camera towards the QR code or see our website

Support Hours M-F 7:00AM - 3:30PM (U.S Pacific Time)



Chat with us:
xbrand.us



Email:
customerservice@ecintel.com



Call:
951-319-4433

Limited 1-Year Manufacturer Warranty on xbrand.us

Manufacturer warranty covers:

- Parts that are deemed defective within 30 day will be shipped free of charge.
- Any warranty claim after 30 days, will require shipping to be paid by the customer.

Any visible damage due to the neglect, misuse, or abuse will void the limited warranty of the product.

For further information, please contact us:

Chat with us: xbrand.us



Simply point your phone camera towards the QR code or see our website


Email: customerservice@ecintel.com

Purchased your product online?

We would really appreciate it if you can share your experience with others by reviewing our product on the website from which you purchased.




Please use your smart phone camera to scan the QR code.
Simply point your camera and let the camera scan the
code below, and click on the link that opens up.



[https://xbrand.us/
product/tm114bl/](https://xbrand.us/product/tm114bl/)

Contents	2
What is included	3
Assembly instructions	4
YouTube video instruction	5
Warranty	6

What is included




A. Splash Guard



B. Plastic Tower Stand



C. Metal Stand



D. Glass Bowl

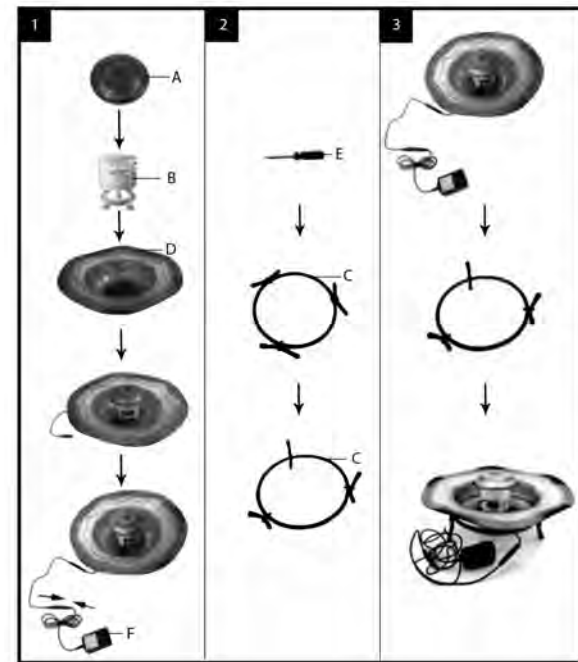


E. Screwdriver



F. Fogger Unit

Assembly instructions



Troubleshoot

- Please do not tamper with the cords. Do not use adapter other than the one provided to you.
- When the water-level is low, the sensor will automatically shut the fogger unit off.
- The auto-shut off protects the ceramic disc from running dry.
- Use only mineralized water or tap water
- If the unit cannot generate mist after running for some time, please check and confirm there is enough water in the bowl.
- If the LED light is also off and not creating mist, please make certain that it is receiving electricity and check the on and off switch.
- If the unit cannot generate mist and is only spraying water, the water in the bowl may be dirty.
- If it continues to spray, but not mist, please make sure the level of the water is not higher than 1/2" above the water level sensor.

Fogger Unit

