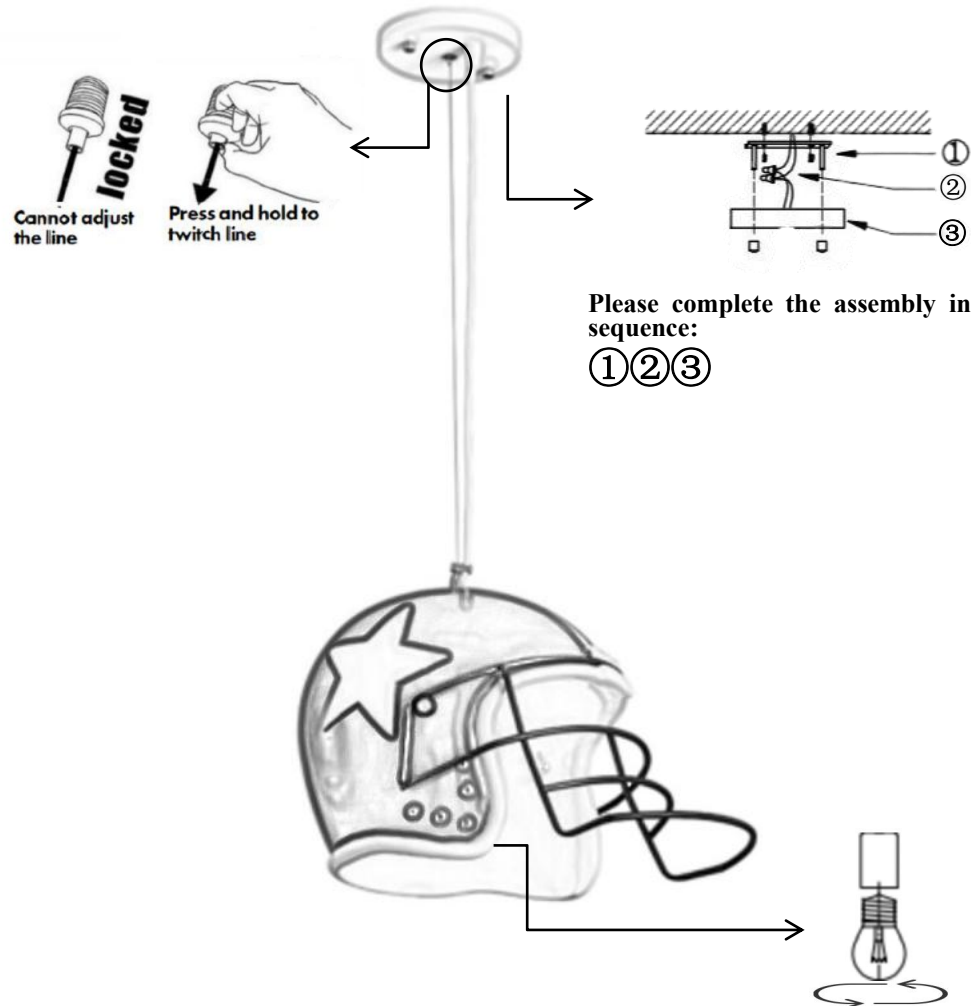




# Installation instructions

## Installation sequence diagram



1. THIS PRODUCT IS SUITABLE FOR THE POWER OF 110V.
2. PLEASE WEAR GLOVES AS INSTALLMENT AND AVOID ROT ON THE PLATE SURFACE.
3. PLEASE TURN OFF THE POWER SOURCE BY THE TIME OF CLEANING, AND MUST USE SOFT CLOTH.
4. PROHIBITED TO USE CORROSIVE DETERGENT.
5. MUST INSTALL IN THE STABLE PLACE AND DO USUALLY PERIODICAL CHECKING.

Serial Number	picture	Accessory Name	quantity
A		canopy	1 PCS
B		Helmet lampshade, suspension chain, wire	1 PCS