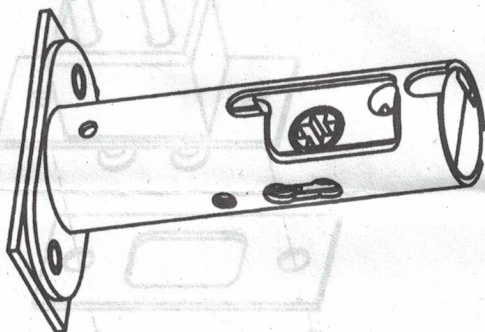



2-3/8 TO 2-3/4 BACKSET CONVERSION INSTRUCTION

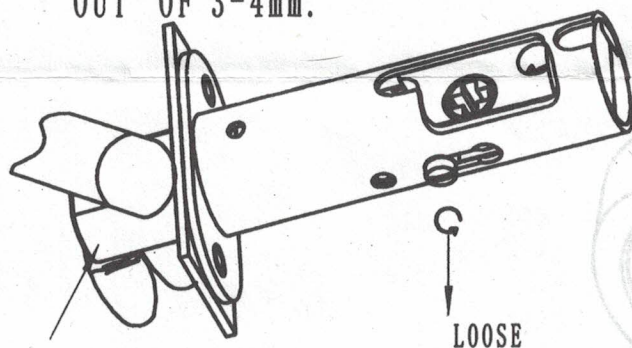
1 START ADJUSTMENT.



2 TURN OUT THE BLOT.

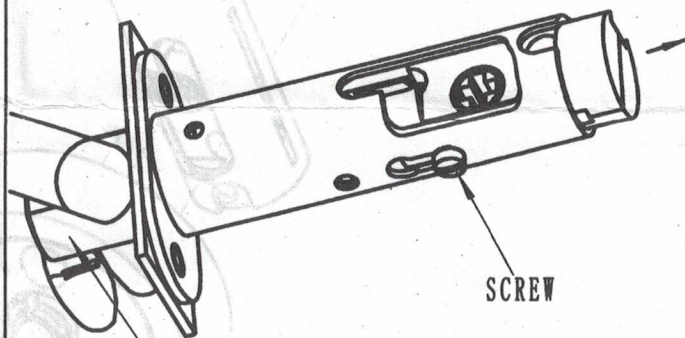


3 HOLD THE BLOT AND THE FRONT PLATE. THEN TAKE THE SCREW OUT OF 3-4mm.



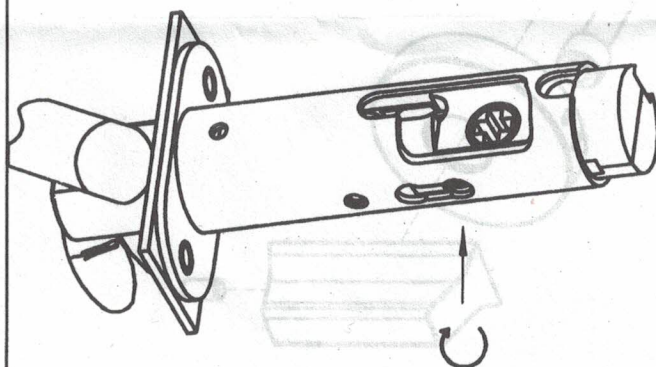
(KEEP THE BLOT STILL)

4 MOVE THE SCREW TO THE RIGHT. THEN TIGHTEN THE BOTTOM SCREW.



(KEEP THE BLOT STILL)

5 TIGHTEN THE BOTTOM SCREW.



6 TURN THE GEAR TO THE RIGHT.

