

# PET CARRIER

## Installation instructions

For Pets Only



This is not a toy. Under no circumstances should this pet item be used by or for children.  
Esto no es un juguete. Bajo ninguna circunstancia este artículo debe ser utilizado por o para niños.

# Components:



1. Trolley with retractable handle



2. Pet carrier



3. Shoulder strap



4. 4wheels



5. Steel frame



6. Push mat

# Assembly:

1. Assemble the pet carrier.

I

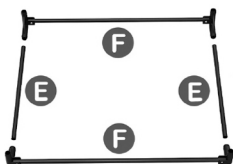


Tip: The "notch" of F is faces upwards.



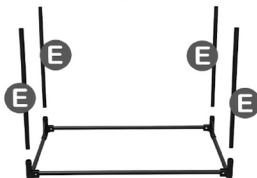
Expand F, adjust the "notch" of F to the same direction, and place it as shown in the picture.

II



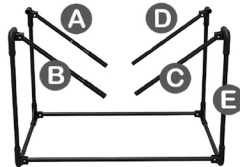
Connect F and E.

III



Insert 4 E's into the installed step II.

IV

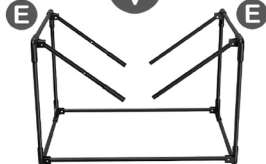


Tip: The "notch" faces downwards



Connect A, B, C, D to E.

V



Connect E to the other end of A, B, C, and D.

VI



Folding assembled frame.

VII



**Tip:** Top face include two handles on both sides.

Open the zipper on the top face. Place the folded frame into mesh bag G and align the bottom corners of the frame with those of the mesh bag. And place the plush mat H inside the pet carrier.


VIII



**NOTE:** The assembly may feel slightly tight; This is normal and is to ensure that the crate cover stays flat and best appearance.

Align the feet at the top and bottom of the frame with the corners of mesh bag G.

IX



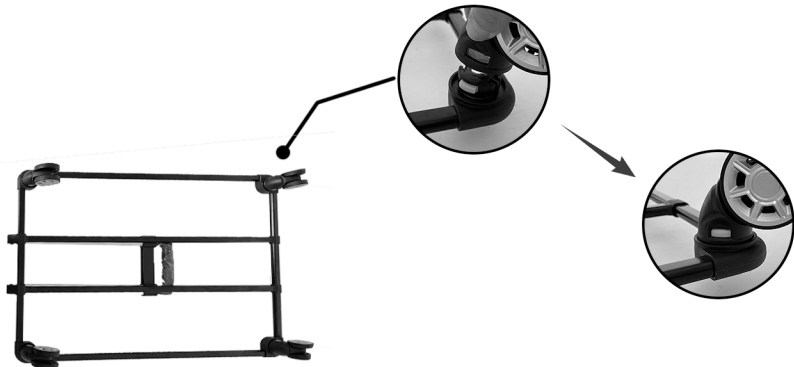
Connect the connecting rod, place the mat in, and the installation is complete!

X

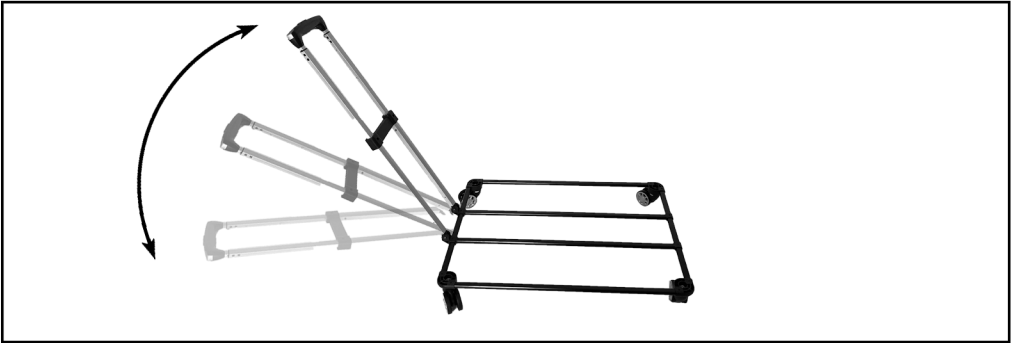


It has a long shoulder strap, which you can use to carry it or to secure the dog cage to your car seat.

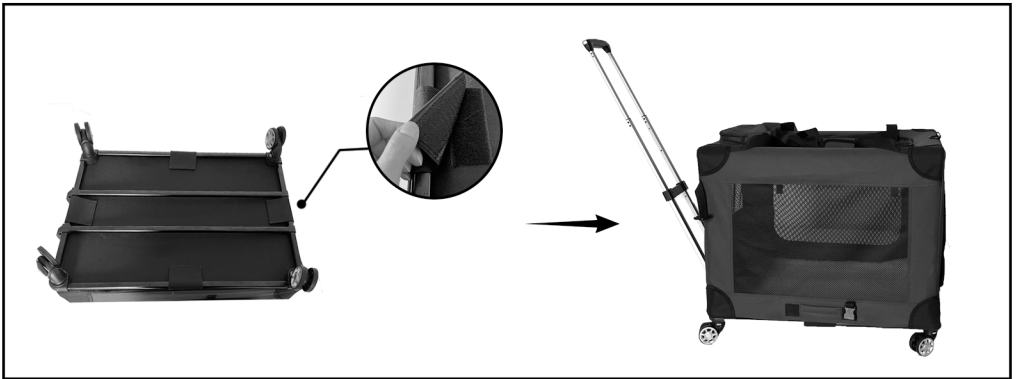
2. Attach the wheels to the trolley.



3. Unfold the handle and adjust it to a appropriate height.



4. The pet carrier is secured to the trolley with Velcro straps.



## WARNING

- This is not a toy. Under no circumstances should this pet carrier be used by or for children.
- Not intended to be used as a restraining device for aggressive animals.
- Do not leave your pet unattended while in the carrier.
- Do not use near an open or exposed flame.
- Do not leave pet unsupervised in the carrier
- Failure to follow these warnings and the instructions could result in serious injury or death.