

HAPPINESS INSTALLATION



- If you have any questions with the product, please contact us by:
- **Email: customerservice@zoy-living.com**
(we will reply to you within 24 hours)

Assembly Instructions

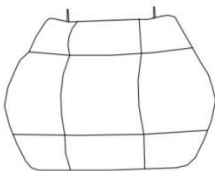
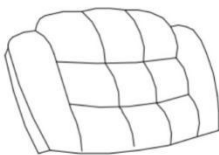







CD0275AF21D

Your recliner comes packaged in 3 boxes, which may not arrive on the same day. Please wait an additional 2 to 3 days for all packages to arrive before assembling.

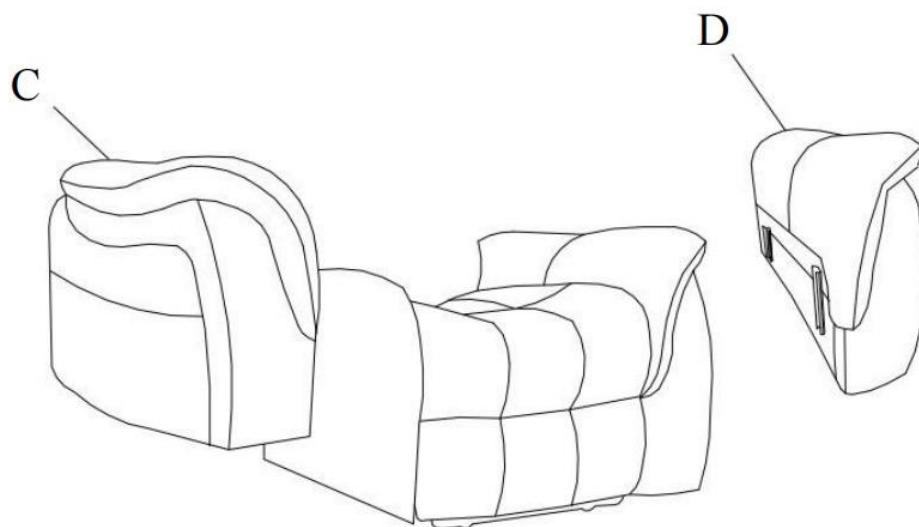
CAUTION:

DO NOT use any sharp objects to open plastic wrapped components as damage to product or components may result.

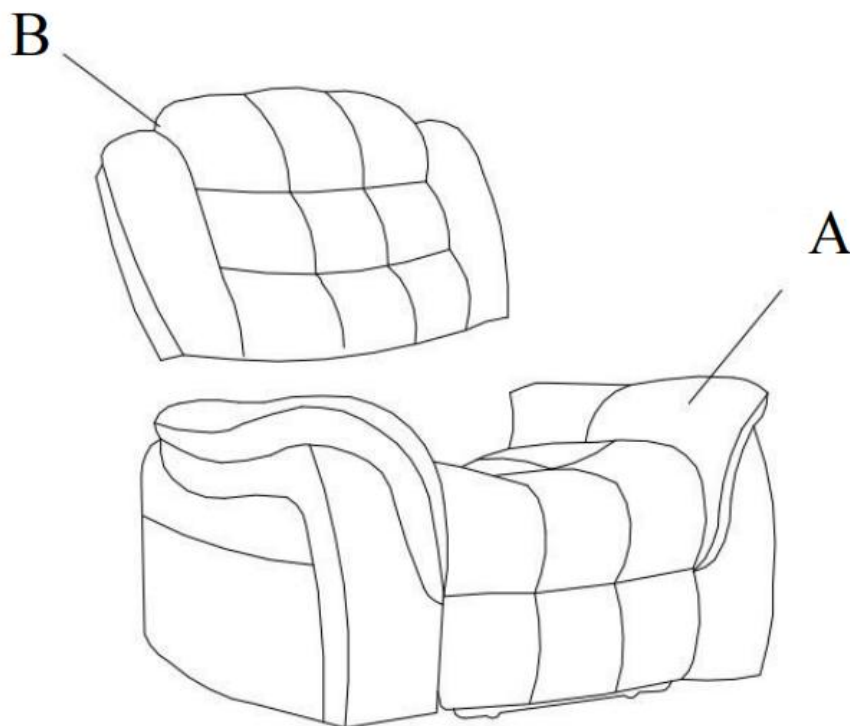
Package Contents

				
A 1* Chair Seat	B 1* Chair Back	C 1* Left Armrest	D 1* Right Armrest	
BOX 1	BOX 2	BOX 3		
				
E 1* Massage Remote	F 1* Lift Remote	G 1* Power Source	H 1* Power Cable	I 1* Transformer

Step 1 Insert two armrests to the **Chair Seat (A)**, make sure the slots on the armrests fully assembled to the bottom part.



Step 2 Insert **Chair Back (B)** to the **Chair Seat (A)** , make sure the slots on the back fully assembled to the bottom part.



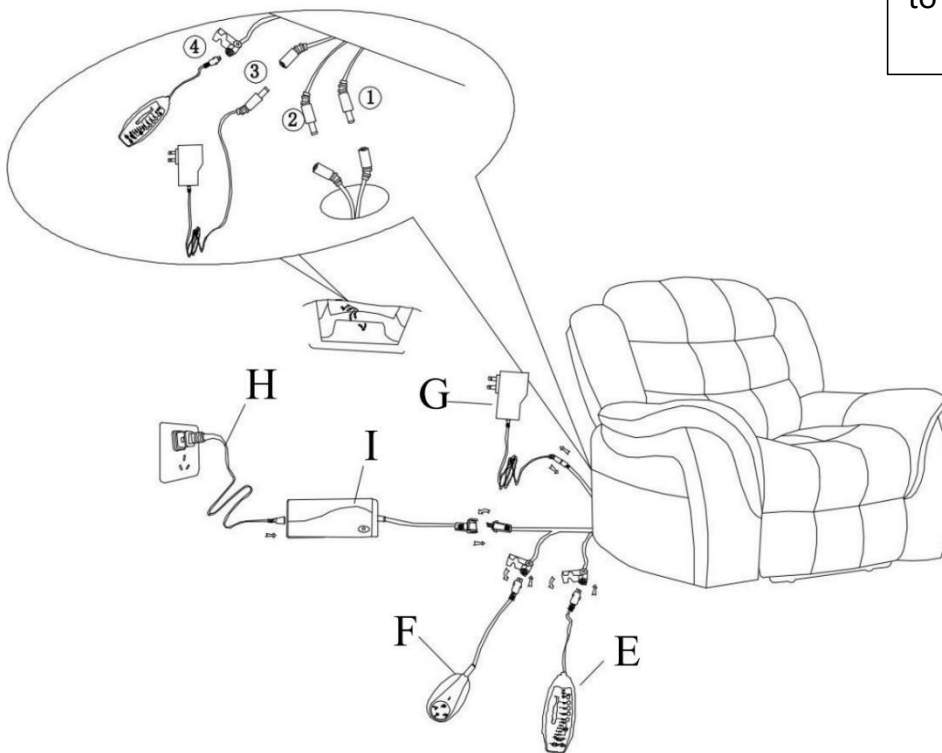
No.1 and No.2 wire connect with the backrest and chair seat

No.3 wire connects with backrest and power source(G).

No.4 wire connects with backrest and massage remote(E).

NOTE

1. Two same color wires connect.
2. Plug both the Power Cable(H) and Power Source (G) into outlet to get the recliner working.



Warnings

1. Please check if the components of the chair are all included and can be used normally.
2. Please DO NOT sit on the armrests and footrest to eliminate the risk of tipping over.
3. Never sit on the footrest when it is open, even a child.
4. If the recliner is damaged or doesn't match the website product, please send clear pictures of the product and label of the carton to our service team, and we'll help you to solve the problem.
5. If the chair still doesn't work, please feed the information back to the customer service in time. We will help solve the problem for you as soon as possible.
6. If you have any questions with the product, please contact us by:
Email: customerservice@zoy-living.com (we will reply to you within 24 hours)

