

Bosch Climate 5000 Ductless Systems

Whether you need heating or cooling in one room or the entire home, the Bosch Climate 5000 series is a perfect solution. These systems provide energy-efficient, on-demand comfort that are flexible, simple to install, and easy to maintain. Bosch ductless systems are the best on the market.

[BoschHeatingAndCooling.com](https://www.boschheatingandcooling.com)

Invented for life



BOSCH



A Single Solution to Heat or Cool Your Home

The Bosch Climate 5000 Series

The Bosch Climate 5000 Ductless Series provides simple installation, maintenance, and cleaning. Shorter service times and high quality mean minimizing money spent while maximizing comfort and peace-of-mind. The Climate 5000 System utilizes a combination of efficient technologies to achieve up to a 28 SEER rating, reducing electricity usage and lowering your electric bill.⁽¹⁾

Features

- ▶ 100% heating capacity between -5°F and 5°F, depending on system configuration
- ▶ No additional accessory needed for Low Ambient Cooling operation down to -22°F with MAX Performance System (Maximum 107% Cooling capacity at -22°F)
- ▶ Whisper quiet operation: ODU as low as 53 dB, IDU as low as 23 dB⁽²⁾
- ▶ Wired wall thermostat, 24V Interface for use with 24V thermostat
- ▶ Intelligent Eye (Wall-Mounted Indoor Unit)⁽³⁾
- ▶ Factory installed base pan heater for all ODU models
- ▶ Built in condensate (lift) pump for Cassette & Ducted IDU's
- ▶ 10 year compressor & 10 year parts residential warranty[§]
- ▶ Compatible with the Bosch Connected Control (BCC) Wi-Fi Thermostat family*



Regular

Operating Range

Heating: -13°F - 86°F
Cooling: -13°F - 122°F

Single Zone

9K, 12K⁽⁴⁾, 18K, 24K

Multi Zone

18K, 27K, 36K, 48K

MAX Performance

Operating Range

Heating: -22°F - 86°F
Cooling: -22°F - 122°F

Single Zone

9K, 12K, 18K, 24K

Multi Zone

18K, 27K, 36K, 48K

Light Commercial

Operating Range

Heating: 5°F - 86°F
Cooling: 5°F - 122°F

Single Zone

30K, 36K, 48K, 60K

(1) Compared to 14 SEER wall-mounted systems. (2) With Silent mode. (3) Feature is only available on Generation 3 single zone units only (4) Available in 115V. *Product sold separately & additional accessory required. §10 years parts residential warrant requires registration. Please go to boschheatingandcooling.com for full limited warranty details.

Why Bosch Ductless Systems?

High Efficiency, Whisper Quiet, and Easy-to-Use Systems

Our ENERGY STAR rated single zone systems provide high-efficiency comfort up to 28 SEER (the EPA requirement for ductless systems is 14 SEER) and can help lower energy costs by utilizing advanced, energy-saving inverter drive technology. The product is easy to install, easier to use, and delivers consistent temperature and humidity levels throughout the desired space by making automatic adjustments to meet your needs. Best of all, it does all of this at sound levels as low as 23 dBA.



How Does a Ductless System Work?

The system utilizes electricity to pump refrigerant and transfer heat from one space to another. In cooling mode during warm or summer months, the system efficiently moves heat from inside the space to the outdoors. Conversely, in heating mode during cold or winter months, the units utilize refrigerant, which is naturally colder than outdoor temperatures, to absorb heat from the outside and transfer it to inside the space.

No Space? No Problem!

The Climate 5000 is designed for easy installation and has the flexibility to fit virtually anywhere. No ductwork required means no messy renovations and makes our systems the ideal solution to a variety of installation challenges. The condenser is conveniently located outdoors, while up to five air handlers can be placed inconspicuously indoors. The electrical, refrigerant, and condensate drain lines that connect the indoor and outdoor units run through a 3" diameter hole in an exterior wall, making it both unobtrusive and easy to install.

Intelligent Eye

Using an infrared sensor, the Intelligent Eye feature saves energy and provides improved humidity control by lowering the speed of the compressor when nobody is in the room. This feature is included with the third generation wall-mounted indoor unit.



Indoor Air Quality, Maintenance, and Cleaning


The multi-part filter system refreshes and cleans the circulating air by reducing potential odors, allergens, viruses and bacteria while providing the peace-of-mind that you and your family are breathing easy. Additionally, the system helps to trap dust, pollen, mites and other particles that plague allergy sufferers. Our filters and components create a stellar sifting net in order to provide fresh breathable air. When it comes to cleaning the filters, our indoor air handler is simple to access, quick to clean and easy to maintain. Our system also comes equipped with a Self Cleaning Mode to help remove additional particles internally as well as moisture via our water-wicking blue fin technology, thereby eliminating mildew.

Take Control of Your Comfort

Since everyone has a different comfort level, the controller can be used to keep the room at a desired temperature and humidity level which may be different from the rest of the house or building. Our intuitive air handler regulates these levels according to the remote users' requests, but can also be programmed for automatic operation. The system also comes equipped with automated settings such as the "Follow Me" feature which allows the system to heat or cool toward a set-temperature based on where the remote is located within the room. The "Turbo" feature is also helpful when you need faster, on-demand comfort by speeding up the heating or cooling process when you need it the most.


Limited Residential Warranty[§]

With the limited residential warranty, you receive peace of mind knowing that the compressor is covered by a 10 year warranty and other parts for 10 years. This standard offering covers all components incorporated into the units at the time of manufacture. Unless otherwise stated, other components or parts that are purchased from Bosch and installed in the field have a 1 year replacement parts warranty from proof of certificate of occupancy date or proof of certified start-up date.



Single Zone Systems

- ▶ An excellent alternative to traditional HVAC systems where the focus is on individual rooms and living spaces rather than a central system's "one-size-fits-all" approach
- ▶ No timely, messy and costly ductwork or renovation needed means this compact and flexible system can be easily installed when only one room or space requires cooling or heating
- ▶ An ENERGY STAR, highly-efficient, quiet, single room application keeps energy bills low due to only heating and cooling one room when needed
- ▶ Common applications: individual rooms, studio apartments, additions, enclosed patios, restaurant, office space, mechanical / server rooms, or single rooms without space for ductwork




Multi Zone Systems

- ▶ Create total comfort throughout the whole house in the rooms you use the most
- ▶ Independent operation of each room with its own thermostat - set a comfortable temperature in each room
- ▶ One outdoor unit can be combined with up to five indoor units with both the Regular system and Max performance system for maximum cost and space savings
- ▶ Simplified system layout and connection offers extended flexibility when locating indoor units
- ▶ Quiet, compact and simple to install multi zone condensing sections are paired with any combination of single zone air handlers
- ▶ Common applications: entire home, multiple rooms within a 1-3 story home that are used the most



A Highly Efficient Heating & Cooling Split System



A

Wall Mounted IDU*

Redesigned sleek and modern looking Wall Mounted indoor unit can be easily installed with minimum required maintenance. Self-cleaning function is available with Single Zone system. Now includes intelligent eye to improve your comfort level.



B

Cassette IDU*

4-Way Cassette indoor unit can be used with both open concept or drop down ceilings. Minimal maintenance is required and self-cleaning function is available with Single Zone system for 9K - 24K Btu models.



C

Ducted IDU*

Ducted IDU requires only little duct work and is available in both medium (9K ~ 48K) and high (60K) static models. Self-cleaning function is available with Single Zone system for 9K - 24K Btu models.



D

Bosch ODU*

The robust Bosch Climate 5000 System is available in both single and multi zones which utilizes just the right amount of energy to achieve ultimate comfort and maximum efficiency while keeping sound levels to a minimum.

*Product sold separately



BOSCH

MAX Performance

Bosch MAX Performance systems provide comfortable and optimal indoor heating in cold-climate conditions even when outdoor temperatures drop down to -22°F. Best of all, no additional accessories are required for the system to work in low ambient temperature in both heating and cooling operation. Bosch MAX Performance system will produce 100% heating capacity even at -5°F. ⁽⁶⁾ Available in three indoor types: Wall Mounted, 4-Way Cassette and Ducted.

Enjoy a warm space this winter season with lower energy costs by utilizing advanced, energy-saving inverter drive technology. Bosch MAX Performance systems are easy to install, easier to use, and delivers consistent temperature and humidity levels throughout the desired space by making automatic adjustments to meet your needs.

Operating Range

Heating: -22°F - 86°F

Cooling: -22°F - 122°F

Single Zone


9K, 12K, 18K, 24K

Multi Zone

18K, 27K, 36K, 48K

⁽⁶⁾Varies depending on model





BOSCH



Heating
in the Winter



Cooling
in the Summer





































System Efficiency & Performance Data Single Zone

AHRI PERFORMANCE DATA - SINGLE ZONE										
CATEGORY	AHRI #	IDU TYPE	IDU MODEL	ODU MODEL	COOLING CAPACITY			HEATING AT 47°F		
					BTU/H	EER ⁶	SEER ⁷	BTU/H	COP	HSPF ⁸
SINGLE ZONE REGULAR (115V)	203991147	Wall Mount	BMS500-AAS012-0AHWXB	BMS500-AAS012-0CSXRB	12000	13	22	12000	3.4	10.2
SINGLE ZONE REGULAR	203991148	Wall Mount	BMS500-AAU009-1AHWXB	BMS500-AAS009-1CSXRA	9000	14.9	23.5	9800	3.8	10.8
	203991149	Wall Mount	BMS500-AAU012-1AHWXB	BMS500-AAS012-1CSXRA	12000	13.7	22.7	12000	3.5	11.0
	203991150	Wall Mount	BMS500-AAU018-1AHWXB	BMS500-AAS018-1CSXRA	18000	13.0	21	18000	3.4	10.4
	203991151	Wall Mount	BMS500-AAU024-1AHWXB	BMS500-AAS024-1CSXRA	24000	13.7	20.7	25000	3.7	11.5
	203991156	Wall Mount	BMS500-AAS030-1AHWXB	BMS500-AAS030-1CSXRB	30000	11.5	19.8	30000	2.6	9.4
	203991157	Wall Mount	BMS500-AAS036-1AHWXB	BMS500-AAS036-1CSXRB	36000	8.6	16	36000	2.6	8.5
	203991166	Cassette	BMS500-AAU009-1AHCXB	BMS500-AAS009-1CSXRA	9000	13	20	10000	3.22	10.5
	203991167	Cassette	BMS500-AAU012-1AHCXB	BMS500-AAS012-1CSXRA	12000	14	21.5	12000	3.7	10.5
	203991168	Cassette	BMS500-AAU018-1AHCXB	BMS500-AAS018-1CSXRA	18000	12.5	20	18000	3.22	10.3
	203991169	Cassette	BMS500-AAU024-1AHCXB	BMS500-AAS024-1CSXRA	24000	12.5	20	24400	3.22	10.5
	203991170	Cassette	BMS500-AAU036-1AHCXB	BMS500-AAS036-1CSXLB	36000	9	17.5	38000	3.01	10.5
	203991171	Cassette	BMS500-AAU048-1AHCXB	BMS500-AAS048-1CSXLB	48000	9.5	16.8	50000	3.10	11.0
	203991159	Ducted	BMS500-AAU009-1AHDXB	BMS500-AAS009-1CSXRA	9000	13.5	20.5	10000	3.4	11.5
	203991160	Ducted	BMS500-AAU012-1AHDXB	BMS500-AAS012-1CSXRA	12000	12.5	21.5	12000	3.3	11.5
	203991161	Ducted	BMS500-AAU018-1AHDXB	BMS500-AAS018-1CSXRA	18000	12.5	19	18000	3.1	10.5
	203991162	Ducted	BMS500-AAU024-1AHDXB	BMS500-AAS024-1CSXRA	24000	12.5	21.5	24400	3.5	11.0
	203991163	Ducted	BMS500-AAU036-1AHDXB	BMS500-AAS036-1CSXLB	36000	9	16.5	40000	3.4	11.5
	203991164	Ducted	BMS500-AAU048-1AHDXB	BMS500-AAS048-1CSXLB	48000	9.2	17.4	49500	3.5	10.3
203991165	Ducted	BMS500-AAU060-1AHDXB	BMS500-AAS060-1CSXLB	57000	10	18	60000	3.6	9.0	
SINGLE ZONE MAX PERFORMANCE	203991152	Wall Mount	BMS500-AAU009-1AHWXB	BMS500-AAS009-1CSXHB	9000	14.5	25	10900	3.8	11.2
	203991153	Wall Mount	BMS500-AAU012-1AHWXB	BMS500-AAS012-1CSXHB	12000	13	22.5	12000	3.6	12.0
	203991154	Wall Mount	BMS500-AAU018-1AHWXB	BMS500-AAS018-1CSXHB	17000	12.5	20	18000	3.1	10.3
	203991155	Wall Mount	BMS500-AAU024-1AHWXB	BMS500-AAS024-1CSXHB	24000	13	20.5	24000	2.8	11.5
	204014464	Cassette	BMS500-AAU009-1AHCXB	BMS500-AAS009-1CSXHB	9000	13	20	10000	3.08	10.8
	204014465	Cassette	BMS500-AAU012-1AHCXB	BMS500-AAS012-1CSXHB	12000	12.5	19.5	12000	3.66	10.6
	204014466	Cassette	BMS500-AAU018-1AHCXB	BMS500-AAS018-1CSXHB	16000	12.5	20	18000	3.22	10.5
	204014477	Cassette	BMS500-AAU024-1AHCXB	BMS500-AAS024-1CSXHB	24000	11	20	24000	3.46	11.5
	204014467	Ducted	BMS500-AAU009-1AHDXB	BMS500-AAS009-1CSXHB	9000	13.5	23	10000	3.6	12
	204014468	Ducted	BMS500-AAU012-1AHDXB	BMS500-AAS012-1CSXHB	12000	12.5	20.5	12000	3.3	11
	204014469	Ducted	BMS500-AAU018-1AHDXB	BMS500-AAS018-1CSXHB	16500	12.5	19.6	19000	2.9	11
	204014470	Ducted	BMS500-AAU024-1AHDXB	BMS500-AAS024-1CSXHB	24000	12.5	20.5	24000	3.8	12.5

Blue Rows = ENERGY STAR Certified. (6) Energy Efficiency Ratio; Certified per AHRI 210/240. (7) Seasonal Energy Efficiency Ratio; Certified (8) HSPF = Heating Seasonal Performance Factor; Certified per AHRI 210/240. Note: Always check the rating plate for electrical data on the unit being installed. The listed data is for reference only. Please consult boschheatingandcooling.com for further details. per AHRI 210/240.

Order Information Single Zone

SINGLE ZONE 115 VOLT SYSTEM		
CATEGORY	BTU/H	12K
ODU TYPE (PART NUMBER)	115V	
		8733953250
IDU TYPE (PART NUMBER)	Wall Mounted	
		8733953249






















SINGLE ZONE SYSTEMS										
CATEGORY	BTU/H		9K	12K	18K	24K	30K	36K	48K	60K
ODU TYPE (PART NUMBER)	Regular	Universal								
			8733942696	8733942698	8733942700	8733942702				
	MAX Performance	Universal								
			8733953115	8733953116	8733953117	8733953118				
	Light Commercial	Wall Mount Only								
							8733953099	8733953101		
	Cassette / Ducted Only									
							8733953122	8733953123	8733953124	
IDU TYPE (PART NUMBER)	Wall Mounted									
		8733953094	8733953095	8733953096	8733953097	8733953098	8733953100			
	Four - Way Cassette* (2 X 2)									
		8733953109	8733953110	8733953111						
	Four - Way Cassette* (3 X 3)									
					8733953112		8733953113	8733953114		
Medium Static Ducted										
	8733953102	8733953103	8733953104	8733953105		8733953106	8733953107			
High Static Ducted										
								8733953108		

*Cassette decorative grille should be purchased separately

System Efficiency & Performance Data Multi Zone

AHRI PERFORMANCE DATA - MULTI ZONE									
CATEGORY	AHRI #	IDU TYPE	ODU MODEL	COOLING CAPACITY			HEATING AT 47°F		
				BTU/H	EER ⁶	SEER ⁷	BTU/H	COP	HSPF ⁸
MULTI ZONE REGULAR	207760021	Non-Ducted	BMS500-AAM018-1CSXRC	18000	13.3	22.5	19000	3.92	10.6
	203991174	Non-Ducted	BMS500-AAM027-1CSXRA	28000	12.5	23.0	28000	3.90	10.3
	203991176	Non-Ducted	BMS500-AAM036-1CSXRA	33000	12.5	23.0	36000	3.40	10.2
	203991178	Non-Ducted	BMS500-AAM048-1CSXRA	48000	12.5	22.4	48000	3.60	10.2
	207760022	Ducted	BMS500-AAM018-1CSXRC	18000	12.0	19.0	19000	3.80	10.8
	203991175	Ducted	BMS500-AAM027-1CSXRA	28000	11.0	21.0	28000	3.63	10.0
	203991177	Ducted	BMS500-AAM036-1CSXRA	36000	10.0	21.0	37000	3.56	10.0
MULTI ZONE MAX PERFORMANCE	203991179	Ducted	BMS500-AAM048-1CSXRA	49000	10.1	20.5	50000	3.60	11.5
	203991180	Non-Ducted	BMS500-AAM018-1CSXHB	19000	12.5	21.5	20000	3.40	9.8
	203991183	Non-Ducted	BMS500-AAM027-1CSXHB	28000	13.0	22.0	31400	3.50	10.4
	203991186	Non-Ducted	BMS500-AAM036-1CSXHB	36000	13.5	21.5	36000	3.80	10.5
	207760042	Non-Ducted	BMS500-AAM048-1CSXHC	48000	11.6	21.5	49000	3.59	11.0
	203991181	Ducted	BMS500-AAM018-1CSXHB	18000	11.0	18.0	19000	3.48	9.8
	203991184	Ducted	BMS500-AAM027-1CSXHB	28000	11.0	21.0	28400	3.63	10.0
	203991187	Ducted	BMS500-AAM036-1CSXHB	36000	11.3	19.0	37000	3.74	11.0
207760043	Ducted	BMS500-AAM048-1CSXHC	48000	11.4	20.2	50000	3.86	10.5	

Order Information Multi Zone

MULTI ZONE SYSTEMS						
CAPACITY	BTU/H (MAX ZONE)	18K (2 ZONE)	27K (3 ZONE)	36K (4 ZONE)	48K (5 ZONE)	
ODU TYPE (PART NUMBER)	Regular	 8733956199	 8733942704	 8733942705	 8733942706	
	MAX Performance	 8733953119	 8733953120	 8733953121	 8733956204	
IDU CAPACITY	Btu/h	6K	9K	12K	18K	24K
IDU TYPE (PART NUMBER)	Wall Mounted	 8733956181	 8733953094	 8733953095	 8733953096	 8733953097
	Four - Way Cassette* (2 X 2)		 8733953109	 8733953110	 8733953111	
	Four - Way Cassette* (3 X 3)					 8733953112
	Medium Static Ducted		 8733953102	 8733953103	 8733953104	 8733953105

Blue Rows = ENERGY STAR Certified. (6) Energy Efficiency Ratio; Certified per AHRI 210/240. (7) Seasonal Energy Efficiency Ratio; Certified (8) HSPF = Heating Seasonal Performance Factor; Certified per AHRI 210/240. Note: Always check the rating plate for electrical data on the unit being installed. The listed data is for reference only. Please consult boschheatingandcooling.com for further details. per AHRI 210/240. *Cassette decorative grille should be purchased separately.

Multi Zone Configuration Table

Regular & **MAX** Performance

	2 ZONE	3 ZONE	4 ZONE		2 ZONE	3 ZONE	4 ZONE	5 ZONE
18K	6+6			48K	9+24	6+6+24	6+6+6+18	6+6+6+6+9
	6+9				12+24	6+9+24	6+6+6+24	6+6+6+6+12
	6+12				18+18	6+12+18	6+6+9+18	6+6+6+6+18
	9+9				18+24	6+12+24	6+6+9+24	6+6+6+6+24
	9+12				24+24	6+18+18	6+6+12+12	6+6+6+9+9
	9+18				6+18+24	6+6+12+18	6+6+6+9+12	
	12+12				6+24+24	6+6+12+24	6+6+6+9+18	
27K	6+12	6+6+6			9+9+18	6+6+18+18	6+6+6+9+24	
	6+18	6+6+9			9+9+24	6+6+18+24	6+6+6+12+12	
	9+9	6+6+12			9+12+12	6+6+24+24	6+6+6+12+18	
	9+12	6+6+18			9+12+18	6+9+9+12	6+6+6+12+24	
	9+18	6+9+9			9+12+24	6+9+9+18	6+6+6+18+18	
	9+24	6+9+12			9+18+18	6+9+9+24	6+6+6+18+24	
	12+12	6+9+18			9+18+24	6+9+12+12	6+6+9+9+9	
	12+18	6+12+12			9+24+24	6+9+12+18	6+6+9+9+12	
	12+24	6+12+18			12+12+12	6+9+12+24	6+6+9+9+18	
	18+18	9+9+9			12+12+18	6+9+18+18	6+6+9+9+24	
		9+9+12		12+12+24	6+9+18+24	6+6+9+12+12		
		9+9+18		12+18+18	6+12+12+12	6+6+9+12+18		
		9+12+12		12+18+24	6+12+12+18	6+6+9+12+24		
	9+12+18		12+24+24	6+12+12+24	6+6+9+18+18			
36K	6+18	6+6+12	6+6+6+6	18+18+18	6+12+18+18	6+6+9+18+24		
	6+24	6+6+18	6+6+6+9	18+18+24	6+12+18+24	6+6+12+12+12		
	9+18	6+6+24	6+6+6+12		9+9+9+9	6+6+12+12+18		
	9+24	6+9+12	6+6+6+18		9+9+9+12	6+6+12+12+24		
	12+12	6+9+18	6+6+6+24		9+9+9+18	6+6+12+18+18		
	12+18	6+9+24	6+6+9+9		9+9+9+24	6+9+9+9+9		
	12+24	6+12+12	6+6+9+12		9+9+12+12	6+9+9+9+12		
	18+18	6+12+18	6+6+9+18		9+9+12+18	6+9+9+9+18		
	18+24	6+12+24	6+6+9+24		9+9+12+24	6+9+9+9+24		
	24+24	6+18+18	6+6+12+12		9+9+18+18	6+9+9+12+12		
		6+18+24	6+6+12+18		9+9+18+24	6+9+9+12+18		
		9+9+9	6+6+12+24		9+12+12+12	6+9+9+12+24		
		9+9+12	6+9+9+9		9+12+12+18	6+9+9+18+18		
		9+9+18	6+9+9+12		9+12+12+24	6+9+12+12+12		
		9+9+24	6+9+9+18		9+12+18+18	6+9+12+12+18		
		9+12+12	6+9+9+24		9+12+18+24	6+9+12+12+24		
		9+12+18	6+9+12+12		12+12+12+12	6+12+12+12+12		
		9+12+24	6+9+12+18		12+12+12+18	6+12+12+12+18		
		9+18+18	6+12+12+12		12+12+12+24	9+9+9+9+9		
		9+18+24	6+12+12+18		12+12+18+18	9+9+9+9+12		
		12+12+12	9+9+9+9			9+9+9+9+18		
	12+12+18	9+9+9+12			9+9+9+9+24			
	12+12+24	9+9+9+18			9+9+9+12+12			
	12+18+18	9+9+9+24			9+9+9+12+18			
	12+18+24	9+9+12+12			9+9+9+12+24			
		9+9+12+18			9+9+12+12+12			
		9+9+12+24			9+9+12+12+18			
		9+9+18+18			9+12+12+12+12			
		9+12+12+12			9+12+12+12+18			
		9+12+12+18			12+12+12+12+12			

Purple Text= MAX Performance. Multi Zone Regular Capacity matching guide: ODU capacity x 0.66 ≤ IDU total capacity ≤ ODU capacity x 1.33

Regular

Single Zone | Wall Mounted IDU



DESCRIPTION			115V 12K SINGLE ZONE SYSTEM	9K SINGLE ZONE SYSTEM	12K SINGLE ZONE SYSTEM	18K SINGLE ZONE SYSTEM	24K SINGLE ZONE SYSTEM
MODEL	IDU Model	NAME	BMS500-AAS012-0AHWXB	BMS500-AAU009-1AHWXB	BMS500-AAU012-1AHWXB	BMS500-AAU018-1AHWXB	BMS500-AAU024-1AHWXB
		MODEL	8733953249	8733953094	8733953095	8733953096	8733953097
	ODU Model	NAME	BMS500-AAS012-0CSXRB	BMS500-AAS009-1CSXRA	BMS500-AAS012-1CSXRA	BMS500-AAS018-1CSXRA	BMS500-AAS024-1CSXRA
		MODEL	8733953250	8733942696	8733942698	8733942700	8733942702
COOLING	Capacity	Btu/h	12000	9000	12000	18000	24000
	Input	W	923	604	875	1385	1750
	Rated Current	A	8.2	2.8	4	6.2	7.8
	EER	Btu/Btu	13	14.9	13.7	13.0	13.7
	SEER		22	23.5	22.7	21	20.7
HEATING	Capacity	Btu/h	12000	9800	12000	18000	25000
	Input	W	1035	755	995	1550	1955
	Rated Current	A	9.2	3.5	4.5	6.9	8.7
	COP	W/W	3.4	3.8	3.5	3.4	3.7
	HSPF		10.2	10.8	11	10.4	11.5
POWER	V / Phase / Hz		115 / 1 / 60	208-230 / 1 / 60	208-230 / 1 / 60	208-230 / 1 / 60	208-230 / 1 / 60
	Min. Circuit Ampacity	A	15	10	12	15	18
	Max. Fuse	A	20	15	15	20	25
IDU DIMENSION	W x D x H	in mm	32.9 x 7.8 x 11.0 835 x 198 x 280	32.9 x 7.8 x 11.0 835 x 198 x 280	32.9 x 7.8 x 11.0 835 x 198 x 280	39.0 x 8.6 x 12.4 990 x 218 x 315	46.7 x 10.2 x 13.4 1186 x 258 x 343
	Net Weight	lbs kg	19.8 9.0	19.8 9.0	19.8 9.0	26.9 12.2	39.9 18.1
ODU DIMENSION	W x D x H	in mm	31.5 x 13.1 x 21.8 800 x 333 x 554	30.3 x 11.8 x 21.9 770 x 300 x 555	31.5 x 13.1 x 21.81 800 x 333 x 554	33.3 x 14.3 x 27.6 845 x 363 x 702	37.2 x 16.1 x 31.9 946 x 410 x 810
	Net Weight	lbs kg	79.8 36.2	61.7 28.0	76.7 34.8	106.9 48.5	136.7 62.0
SYSTEM DATA	Refrigerant Type		R410A	R410A	R410A	R410A	R410A
	Dehumidification	pts/hr	2.54	2.12	2.54	3.79	5.5
	IDU Air flow, H / M / L	CFM	365 / 265 / 194	418 / 324 / 247	418 / 324 / 247	599 / 411 / 353	794 / 647 / 500
OPERATION RANGE	Cooling	°F °C	-13 ~ 122 -25 ~ 50	-13 ~ 122 -25 ~ 50	-13 ~ 122 -25 ~ 50	-13 ~ 122 -25 ~ 50	-13 ~ 122 -25 ~ 50
	Heating	°F °C	-13 ~ 86 -25 ~ 30	-13 ~ 86 -25 ~ 30	-13 ~ 86 -25 ~ 30	-13 ~ 86 -25 ~ 30	-13 ~ 86 -25 ~ 30
PIPING	Liquid Side	in mm	1/4 Φ6.35	1/4 Φ6.35	1/4 Φ6.35	1/4 Φ6.35	3/8 Φ9.52
	Gas Side	in mm	1/2 Φ12.7	3/8 Φ9.52	1/2 Φ12.7	1/2 Φ12.7	5/8 Φ15.9
	Pipe Length, Min - Max	ft m	10 - 82 3 - 25	10 - 82 3 - 25	10 - 82 3 - 25	10 - 98 3 - 30	10 - 164 3 - 50
	Max. difference in height	ft m	33 10	33 10	33 10	66 20	82 25
	Refrigerant precharge	ft m	25 7.6	25 7.6	25 7.6	25 7.6	25 7.6
	Additional charge per ft	oz	0.16	0.16	0.16	0.16	0.32
CERTIFICATION	ENERGY STAR® Certified						

MAX Performance

Single Zone | Wall Mounted IDU



DESCRIPTION			9K SINGLE ZONE SYSTEM	12K SINGLE ZONE SYSTEM	18K SINGLE ZONE SYSTEM	24K SINGLE ZONE SYSTEM
MODEL	IDU Model	NAME	BMS500-AAU009-1AHWXB	BMS500-AAU012-1AHWXB	BMS500-AAU018-1AHWXB	BMS500-AAU024-1AHWXB
		MODEL	8733953094	8733953095	8733953096	8733953097
	ODU Model	NAME	BMS500-AAS009-1CSXHB	BMS500-AAS012-1CSXHB	BMS500-AAS018-1CSXHB	BMS500-AAS024-1CSXHB
		MODEL	8733953115	8733953116	8733953117	8733953118
COOLING	Capacity	Btu/h	9000	12000	17000	24000
	Input	W	620	960	1360	1920
	Rated Current	A	2.7	4.2	5.95	8.4
	EER	Btu/Btu	14.5	13	12.5	13
	SEER		25	22.5	20	20.5
HEATING	Capacity	Btu/h	10900	12000	18000	24000
	Input	W	835	975	1685	2500
	Rated Current	A	3.6	4.2	7.4	10.9
	COP	W/W	3.8	3.6	3.1	2.8
	HSPF		11.2	12	10.3	11.5
POWER	V / Phase / Hz		208-230 / 1 / 60	208-230 / 1 / 60	208-230 / 1 / 60	208-230 / 1 / 60
	Min. Circuit Ampacity	A	9	9	18	20
	Max. Fuse	A	15	15	25	30
IDU DIMENSION	W x D x H	in mm	32.9 x 7.8 x 11.0 835 x 198 x 280	32.9 x 7.8 x 11.0 835 x 198 x 280	39.0 x 8.6 x 12.4 990 x 218 x 315	46.7 x 10.2 x 13.4 1186 x 258 x 343
	Net Weight	lbs kg	19.8 9.0	19.8 9.0	26.9 12.2	39.9 18.1
ODU DIMENSION	W x D x H	in mm	31.5 x 13.1 x 21.8 800 x 333 x 554	31.5 x 13.1 x 21.81 800 x 333 x 554	33.3 x 14.3 x 27.6 845 x 363 x 702	37.2 x 16.1 x 31.9 946 x 410 x 810
	Net Weight	lbs kg	88.2 40.0	88.2 40.0	107.4 48.7	135.6 61.5
SYSTEM DATA	Refrigerant Type		R410A	R410A	R410A	R410A
	Dehumidification	pts/hr	2.12	2.54	3.58	5.5
	IDU Air flow, H / M / L	CFM	418 / 324 / 247	418 / 324 / 247	599 / 411 / 353	794 / 647 / 500
OPERATION RANGE	Cooling	°F °C	-22 ~ 122 -30 ~ 50	-22 ~ 122 -30 ~ 50	-22 ~ 122 -30 ~ 50	-22 ~ 122 -30 ~ 50
	Heating	°F °C	-22 ~ 86 -30 ~ 30	-22 ~ 86 -30 ~ 30	-22 ~ 86 -30 ~ 30	-22 ~ 86 -30 ~ 30
PIPING	Liquid Side	in mm	1/4 Φ6.35	1/4 Φ6.35	1/4 Φ6.35	3/8 Φ9.52
	Gas Side	in mm	3/8 Φ9.52	1/2 Φ12.7	1/2 Φ12.7	5/8 Φ15.9
	Pipe Length, Min - Max	ft m	10 - 82 3 - 25	10 - 82 3 - 25	10 - 98 3 - 30	10 - 164 3 - 50
	Max. difference in height	ft m	33 10	33 10	66 20	82 25
	Refrigerant precharge	ft m	25 7.6	25 7.6	25 7.6	25 7.6
	Additional charge per ft	oz	0.16	0.16	0.16	0.32
CERTIFICATION	ENERGY STAR® Certified					

Light Commercial

Single Zone | Wall Mounted IDU



DESCRIPTION			30K SINGLE ZONE SYSTEM	36K SINGLE ZONE SYSTEM
MODEL	IDU Model	NAME	BMS500-AAS030-1AHWXB	BMS500-AAS036-1AHWXB
		MODEL	8733953098	8733953100
	ODU Model	NAME	BMS500-AAS030-1CSXRB	BMS500-AAS036-1CSXRB
		MODEL	8733953099	8733953101
COOLING	Capacity	Btu/h	30000	36000
	Input	W	2605	4185
	Rated Current	A	11.5	18.5
	EER	Btu/Btu	11.5	8.6
	SEER		19.8	16
HEATING	Capacity	Btu/h	30000	36000
	Input	W	3410	4135
	Rated Current	A	15	18.3
	COP	W/W	2.6	2.6
	HSPF		9.4	8.5
POWER	V / Phase / Hz		208-230 / 1 / 60	208-230 / 1 / 60
	Min. Circuit Ampacity	A	20	25
	Max. Fuse	A	30	35
IDU DIMENSION	W x D x H	in mm	46.7 x 10.2 x 13.4 1186 x 258 x 343	46.7 x 10.2 x 13.4 1186 x 258 x 343
	Net Weight	lbs kg	39.9 18.1	39.9 18.1
ODU DIMENSION	W x D x H	in mm	37.2 x 16.1 x 31.9 946 x 410 x 810	37.2 x 16.1 x 31.9 946 x 410 x 810
	Net Weight	lbs kg	135.6 61.5	135.6 61.5
SYSTEM DATA	Refrigerant Type		R410A	R410A
	Dehumidification	pts/hr	6.75	8.45
	IDU Air flow, H / M / L	CFM	794 / 647 / 500	794 / 647 / 500
OPERATION RANGE	Cooling	°F °C	5 ~ 122 -15 ~ 50	5 ~ 122 -15 ~ 50
	Heating	°F °C	5 ~ 86 -15 ~ 30	5 ~ 86 -15 ~ 30
PIPING	Liquid Side	in mm	3/8 Ø9.52	3/8 Ø9.52
	Gas Side	in mm	5/8 Ø15.9	5/8 Ø15.9
	Pipe Length, Min - Max	ft m	10 - 164 3 - 50	10 - 213 3 - 65
	Max. difference in height	ft m	82 25	98 30
	Refrigerant precharge	ft m	25 7.6	25 7.6
	Additional charge per ft	oz	0.32	0.32
CERTIFICATION	ENERGY STAR® Certified		-	-

Regular

Single Zone | Cassette IDU






DESCRIPTION			9K SINGLE ZONE SYSTEM	12K SINGLE ZONE SYSTEM	18K SINGLE ZONE SYSTEM	24K SINGLE ZONE SYSTEM
MODEL	IDU Model	NAME	BMS500-AAU009-1AHCXB	BMS500-AAU012-1AHCXB	BMS500-AAU018-1AHCXB	BMS500-AAU024-1AHCXB
		MODEL	8733953109*	8733953110*	8733953111*	8733953112*
	ODU Model	NAME	BMS500-AAS009-1CSXRA	BMS500-AAS012-1CSXRA	BMS500-AAS018-1CSXRA	BMS500-AAS024-1CSXRA
		MODEL	8733942696	8733942698	8733942700	8733942702
COOLING	Capacity	Btu/h	9000	12000	18000	24000
	Input	W	692	858	1440	1920
	Rated Current	A	3.17	3.9	6.59	8.79
	EER	Btu/Btu	13	14	12.5	12.5
	SEER		20	21.5	20	20
HEATING	Capacity	Btu/h	10000	12000	18000	24400
	Input	W	910	951	1636	2218
	Rated Current	A	4	4.2	7.49	10.18
	COP	W/W	3.2	3.7	3.2	3.22
	HSPF		10.5	10.5	10.3	10.5
POWER	V / Phase / Hz		208-230 / 1 / 60	208-230 / 1 / 60	208-230 / 1 / 60	208-230 / 1 / 60
	Min. Circuit Ampacity	A	10	12	15	18
	Max. Fuse	A	15	15	20	25
IDU DIMENSION	W x D x H	in mm	22.4 x 22.4 x 10.2 570 x 570 x 260	22.4 x 22.4 x 10.2 570 x 570 x 260	22.4 x 22.4 x 10.2 570 x 570 x 260	33.1 x 33.1 x 8.1 840 x 840 x 205
	Net Weight	lbs kg	32.0 14.5	35.3 16.0	35.5 16.1	46.3 21.0
ODU DIMENSION	W x D x H	in mm	30.3 x 11.8 x 21.9 770 x 300 x 555	31.5 x 13.1 x 21.81 800 x 333 x 554	33.3 x 14.3 x 27.6 845 x 363 x 702	37.2 x 16.1 x 31.9 946 x 410 x 810
	Net Weight	lbs kg	61.7 28.0	76.7 34.8	106.9 48.5	136.7 62.0
SYSTEM DATA	Refrigerant Type		R410A	R410A	R410A	R410A
	Dehumidification	pts/hr	2.12	2.54	3.79	5.5
	IDU Air flow, H / M / L	CFM	374 / 301 / 257	379 / 309 / 261	560 / 483 / 415	878 / 761 / 625
OPERATION RANGE	Cooling	°F °C	-13 ~ 122 -25 ~ 50	-13 ~ 122 -25 ~ 50	-13 ~ 122 -25 ~ 50	-13 ~ 122 -25 ~ 50
	Heating	°F °C	-13 ~ 86 -25 ~ 30	-13 ~ 86 -25 ~ 30	-13 ~ 86 -25 ~ 30	-13 ~ 86 -25 ~ 30
PIPING	Liquid Side	in mm	1/4 Φ6.35	1/4 Φ6.35	1/4 Φ6.35	3/8 Φ9.52
	Gas Side	in mm	3/8 Φ9.52	1/2 Φ12.7	1/2 Φ12.7	5/8 Φ15.9
	Pipe Length, Min - Max	ft m	10 - 82 3 - 25	10 - 82 3 - 25	10 - 98 3 - 30	10 - 164 3 - 50
	Max. difference in height	ft m	33 10	33 10	66 20	82 25
	Refrigerant precharge	ft m	25 7.6	25 7.6	25 7.6	25 7.6
	Additional charge per ft	oz	0.16	0.16	0.16	0.32
CERTIFICATION	ENERGY STAR® Certified					

*Cassette decorative grille should be purchased separately.

MAX Performance

Single Zone | Cassette IDU



DESCRIPTION			9K SINGLE ZONE SYSTEM	12K SINGLE ZONE SYSTEM	18K SINGLE ZONE SYSTEM	24K SINGLE ZONE SYSTEM
MODEL	IDU Model	NAME	BMS500-AAU009-1AHCXB	BMS500-AAU012-1AHCXB	BMS500-AAU018-1AHCXB	BMS500-AAU024-1AHCXB
		MODEL	8733953109*	8733953110*	8733953111*	8733953112*
	ODU Model	NAME	BMS500-AAS009-1CSXHB	BMS500-AAS012-1CSXHB	BMS500-AAS018-1CSXHB	BMS500-AAS024-1CSXHB
		MODEL	8733953115	8733953116	8733953117	8733953118
COOLING	Capacity	Btu/h	9000	12000	16000	24000
	Input	W	692	960	1280	2182
	Rated Current	A	3.17	4.39	5.85	9.98
	EER	Btu/Btu	13	12.5	12.5	11
	SEER		20	19.5	20	20
HEATING	Capacity	Btu/h	10000	12000	18000	24000
	Input	W	952	960	1636	2034
	Rated Current	A	4.35	4.39	7.48	9.31
	COP	W/W	3.1	3.7	3.2	3.5
	HSPF		10.8	10.6	10.5	11.5
POWER	V / Phase / Hz		208-230 / 1 / 60	208-230 / 1 / 60	208-230 / 1 / 60	208-230 / 1 / 60
	Min. Circuit Ampacity	A	9	9	18	20
	Max. Fuse	A	15	15	25	30
IDU DIMENSION	W x D x H	in mm	22.4 x 22.4 x 10.2 570 x 570 x 260	22.4 x 22.4 x 10.2 570 x 570 x 260	22.4 x 22.4 x 10.2 570 x 570 x 260	33.1 x 33.1 x 8.1 840 x 840 x 205
	Net Weight	lbs kg	32.0 14.5	35.3 16.0	35.5 16.1	46.3 21.0
ODU DIMENSION	W x D x H	in mm	31.5 x 13.1 x 21.8 800 x 333 x 554	31.5 x 13.1 x 21.81 800 x 333 x 554	33.3 x 14.3 x 27.6 845 x 363 x 702	37.2 x 16.1 x 31.9 946 x 410 x 810
	Net Weight	lbs kg	88.2 40.0	88.2 40.0	107.4 48.7	135.6 61.5
SYSTEM DATA	Refrigerant Type		R410A	R410A	R410A	R410A
	Dehumidification	pts/hr	2.12	2.54	3.37	5.5
	IDU Air flow, H / M / L	CFM	374 / 301 / 257	379 / 309 / 261	560 / 483 / 415	878 / 761 / 625
OPERATION RANGE	Cooling	°F	-22 ~ 122	-22 ~ 122	-22 ~ 122	-22 ~ 122
		°C	-30 ~ 50	-30 ~ 50	-30 ~ 50	-30 ~ 50
	Heating	°F	-22 ~ 86	-22 ~ 86	-22 ~ 86	-22 ~ 86
		°C	-30 ~ 30	-30 ~ 30	-30 ~ 30	-30 ~ 30
PIPING	Liquid Side	in	1/4	1/4	1/4	3/8
		mm	Φ6.35	Φ6.35	Φ6.35	Φ9.52
	Gas Side	in	3/8	1/2	1/2	5/8
		mm	Φ9.52	Φ12.7	Φ12.7	Φ15.9
	Pipe Length, Min - Max	ft	10 - 82	10 - 82	10 - 98	10 - 164
		m	3 - 25	3 - 25	3 - 30	3 - 50
Max. difference in height	ft	33	33	66	82	
	m	10	10	20	25	
Refrigerant precharge	ft	25	25	25	25	
	m	7.6	7.6	7.6	7.6	
Additional charge per ft	oz	0.16	0.16	0.16	0.32	
CERTIFICATION	ENERGY STAR® Certified					-

Light Commercial

Single Zone | Cassette IDU







DESCRIPTION			36K SINGLE ZONE SYSTEM	48K SINGLE ZONE SYSTEM
MODEL	IDU Model	NAME	BMS500-AAU036-1AHCXB	BMS500-AAU048-1AHCXB
		MODEL	8733953113*	8733953114*
	ODU Model	NAME	BMS500-AAS036-1CSXLB	BMS500-AAS048-1CSXLB
		MODEL	8733953122	8733953123
COOLING	Capacity	Btu/h	36000	48000
	Input	W	4000	5053
	Rated Current	A	16.7	23.1
	EER	Btu/Btu	9	9.5
	SEER		17.5	16.8
HEATING	Capacity	Btu/h	38000	50000
	Input	W	3700	4727
	Rated Current	A	16.93	21.6
	COP	W/W	3.01	3.10
	HSPF		10.5	11
POWER	V / Phase / Hz		208-230 / 1 / 60	208-230 / 1 / 60
	Min. Circuit Ampacity	A	30	35
	Max. Fuse	A	50	50
IDU DIMENSION	W x D x H	in mm	33.1 x 33.1 x 8.1 840 x 840 x 245	33.1 x 33.1 x 11.3 840 x 840 x 287
	Net Weight	lbs kg	46.3 21.0	63.3 28.7
ODU DIMENSION	W x D x H	in mm	37.2 x 16.1 x 31.9 946 x 410 x 810	37.5 x 16.3 x 52.5 952 x 415 x 1333
	Net Weight	lbs kg	148.6 67.4	217.4 98.6
SYSTEM DATA	Refrigerant Type		R410A	R410A
	Dehumidification	pts/hr	8.45	11.2
	IDU Air flow, H / M / L	CFM	1095 / 958 / 809	2000 / 1750 / 1450
OPERATION RANGE	Cooling	°F °C	5 ~ 122 -15 ~ 50	5 ~ 122 -15 ~ 50
	Heating	°F °C	5 ~ 86 -15 ~ 30	5 ~ 86 -15 ~ 30
PIPING	Liquid Side	in mm	3/8 Φ9.52	3/8 Φ9.52
	Gas Side	in mm	5/8 Φ15.9	5/8 Φ15.9
	Pipe Length, Min - Max	ft m	10 - 213 3 - 65	10 - 213 3 - 65
	Max. difference in height	ft m	98 30	98 30
	Refrigerant precharge	ft m	25 7.6	25 7.6
	Additional charge per ft	oz	0.32	0.32
CERTIFICATION	ENERGY STAR® Certified		-	-

*Cassette decorative grille should be purchased separately.

Regular

Single Zone | Ducted IDU



DESCRIPTION			9K SINGLE ZONE SYSTEM	12K SINGLE ZONE SYSTEM	18K SINGLE ZONE SYSTEM	24K SINGLE ZONE SYSTEM
MODEL	IDU Model	NAME	BMS500-AAU009-1AHDXB	BMS500-AAU012-1AHDXB	BMS500-AAU018-1AHDXB	BMS500-AAU024-1AHDXB
		MODEL	8733953102	8733953103	8733953104	8733953105
	ODU Model	NAME	BMS500-AAS009-1CSXRA	BMS500-AAS012-1CSXRA	BMS500-AAS018-1CSXRA	BMS500-AAS024-1CSXRA
		MODEL	8733942696	8733942698	8733942700	8733942702
COOLING	Capacity	Btu/h	9000	12000	18000	24000
	Input	W	667	960	1440	1920
	Rated Current	A	3.05	4.4	6.6	8.8
	EER	Btu/Btu	13.5	12.5	12.5	12.5
	SEER		20.5	21.5	19	21.5
HEATING	Capacity	Btu/h	10000	12000	18000	24400
	Input	W	809	1072	1680	2030
	Rated Current	A	3.8	5.05	7.7	9.3
	COP	W/W	3.4	3.3	3.1	3.5
	HSPF		11.5	11.5	10.5	11
POWER	V / Phase / Hz		208-230 / 1 / 60	208-230 / 1 / 60	208-230 / 1 / 60	208-230 / 1 / 60
	Min. Circuit Ampacity	A	10	12	15	18
	Max. Fuse	A	15	15	20	25
IDU DIMENSION	W x D x H	in mm	27.6 x 17.7 x 7.9 700 x 450 x 200	27.6 x 17.7 x 7.9 700 x 450 x 200	34.7 x 28.5 x 8.3 880 x 674 x 210	43.3 x 30.5 x 9.8 1100 x 774 x 249
	Net Weight	lbs kg	37.5 17.7	37.5 17.7	54.0 24.5	87.0 39.4
ODU DIMENSION	W x D x H	in mm	30.3 x 11.8 x 21.9 770 x 300 x 555	31.5 x 13.1 x 21.81 800 x 333 x 554	33.3 x 14.3 x 27.6 845 x 363 x 702	37.2 x 16.1 x 31.9 946 x 410 x 810
	Net Weight	lbs kg	61.7 28.0	76.7 34.8	106.9 48.5	136.7 62.0
SYSTEM DATA	Refrigerant Type		R410A	R410A	R410A	R410A
	Dehumidification	pts/hr	2.12	2.54	3.79	5.5
	IDU Air flow, H / M / L	CFM	353 / 283 / 177	353 / 283 / 177	530 / 450 / 371	776 / 694 / 435
OPERATION RANGE	Cooling	°F	-13 ~ 122	-13 ~ 122	-13 ~ 122	-13 ~ 122
		°C	-25 ~ 50	-25 ~ 50	-25 ~ 50	-25 ~ 50
	Heating	°F	-13 ~ 86	-13 ~ 86	-13 ~ 86	-13 ~ 86
°C		-25 ~ 30	-25 ~ 30	-25 ~ 30	-25 ~ 30	
Static Pressure	Pa in.wg	0~40 0~0.16	0~40 0~0.16	0~100 0~0.4	0~160 0~0.64	
PIPING	Liquid Side	in	1/4	1/4	1/4	3/8
		mm	Φ6.35	Φ6.35	Φ6.35	Φ9.52
	Gas Side	in	3/8	1/2	1/2	5/8
		mm	Φ9.52	Φ12.7	Φ12.7	Φ15.9
	Pipe Length, Min - Max	ft	10 - 82	10 - 82	10 - 98	10 - 164
		m	3 - 25	3 - 25	3 - 30	3 - 50
Max. difference in height	ft	33	33	66	82	
	m	10	10	20	25	
Refrigerant precharge	ft	25	25	25	25	
	m	7.6	7.6	7.6	7.6	
Additional charge per ft	oz	0.16	0.16	0.16	0.32	
CERTIFICATION	ENERGY STAR® Certified					

MAX Performance


Single Zone | Ducted IDU



DESCRIPTION			9K SINGLE ZONE SYSTEM	12K SINGLE ZONE SYSTEM	18K SINGLE ZONE SYSTEM	24K SINGLE ZONE SYSTEM
MODEL	IDU Model	NAME	BMS500-AAU009-1AHDXB	BMS500-AAU012-1AHDXB	BMS500-AAU018-1AHDXB	BMS500-AAU024-1AHDXB
		MODEL	8733953102	8733953103	8733953104	8733953105
	ODU Model	NAME	BMS500-AAS009-1CSXHB	BMS500-AAS012-1CSXHB	BMS500-AAS018-1CSXHB	BMS500-AAS024-1CSXHB
		MODEL	8733953115	8733953116	8733953117	8733953118
COOLING	Capacity	Btu/h	9000	12000	16500	24000
	Input	W	667	960	1320	1920
	Rated Current	A	3.05	4.4	6.0	8.52
	EER	Btu/Btu	13.5	12.5	12.5	12.5
	SEER		23	20.5	19.6	20.5
HEATING	Capacity	Btu/h	10000	12000	19000	24000
	Input	W	814	1065	1900	1846
	Rated Current	A	3.72	4.88	8.7	8.19
	COP	W/W	3.6	3.3	2.9	3.8
	HSPF		12	11	11	12.5
POWER	V / Phase / Hz		208-230 / 1 / 60	208-230 / 1 / 60	208-230 / 1 / 60	208-230 / 1 / 60
	Min. Circuit Ampacity	A	9	9	18	20
	Max. Fuse	A	15	15	25	30
IDU DIMENSION	W x D x H	in mm	27.6 x 17.7 x 7.9 700 x 450 x 200	27.6 x 17.7 x 7.9 700 x 450 x 200	34.7 x 28.5 x 8.3 880 x 674 x 210	43.3 x 30.5 x 9.8 1100 x 774 x 249
	Net Weight	lbs kg	37.5 17.7	37.5 17.7	54.0 24.5	87.0 39.4
ODU DIMENSION	W x D x H	in mm	31.5 x 13.1 x 21.8 800 x 333 x 554	31.5 x 13.1 x 21.81 800 x 333 x 554	33.3 x 14.3 x 27.6 845 x 363 x 702	37.2 x 16.1 x 31.9 946 x 410 x 810
	Net Weight	lbs kg	88.2 40.0	88.2 40.0	107.4 48.7	135.6 61.5
SYSTEM DATA	Refrigerant Type		R410A	R410A	R410A	R410A
	Dehumidification	pts/hr	2.12	2.54	3.45	5.5
	IDU Air flow, H / M / L	CFM	353 / 283 / 177	353 / 283 / 177	530 / 450 / 371	776 / 694 / 435
OPERATION RANGE	Cooling	°F	-22 ~ 122	-22 ~ 122	-22 ~ 122	-22 ~ 122
		°C	-30 ~ 50	-30 ~ 50	-30 ~ 50	-30 ~ 50
	Heating	°F	-22 ~ 86	-22 ~ 86	-22 ~ 86	-22 ~ 86
°C		-30 ~ 30	-30 ~ 30	-30 ~ 30	-30 ~ 30	
Static Pressure	Pa in.wg	0~40 0~0.16	0~40 0~0.16	0~100 0~0.4	0~160 0~0.64	
PIPING	Liquid Side	in	1/4	1/4	1/4	3/8
		mm	Φ6.35	Φ6.35	Φ6.35	Φ9.52
	Gas Side	in	3/8	1/2	1/2	5/8
		mm	Φ9.52	Φ12.7	Φ12.7	Φ15.9
	Pipe Length, Min - Max	ft	10 - 82	10 - 82	10 - 98	10 - 164
		m	3 - 25	3 - 25	3 - 30	3 - 50
Max. difference in height	ft	33	33	66	82	
	m	10	10	20	25	
Refrigerant precharge	ft	25	25	25	25	
	m	7.6	7.6	7.6	7.6	
Additional charge per ft	oz	0.16	0.16	0.16	0.32	
CERTIFICATION	ENERGY STAR® Certified					

Light Commercial

Single Zone | Ducted IDU



DESCRIPTION			36K SINGLE ZONE SYSTEM	48K SINGLE ZONE SYSTEM	60K SINGLE ZONE SYSTEM
MODEL	IDU Model	NAME	BMS500-AAU036-1AHDXB	BMS500-AAU048-1AHDXB	BMS500-AAU060-1AHDXB
		MODEL	8733953106	8733953107	8733953108
	ODU Model	NAME	BMS500-AAS036-1CSXLB	BMS500-AAS048-1CSXLB	BMS500-AAS060-1CSXLB
		MODEL	8733953122	8733953123	8733953124
COOLING	Capacity	Btu/h	36000	48000	57000
	Input	W	4000	5217	5700
	Rated Current	A	18.3	23.14	25
	EER	Btu/Btu	9	9.2	10
	SEER		16.5	17.4	18
HEATING	Capacity	Btu/h	40000	49500	62000
	Input	W	3478	4125	5048
	Rated Current	A	15.9	18.3	23.1
	COP	W/W	3.4	3.5	3.6
	HSPF		11.5	10.3	9.0
POWER	V / Phase / Hz		208-230 / 1 / 60	208-230 / 1 / 60	208-230 / 1 / 60
	Min. Circuit Ampacity	A	30	35	36
	Max. Fuse	A	50	50	50
IDU DIMENSION	W x D x H	in mm	53.5 x 30.5 x 9.8 1360 x 774 x 249	47.2 x 33.3 x 11.3 1200 x 874 x 300	55.1 / 33.8 / 17.3 1400 / 858 / 440
	Net Weight	lbs kg	106.6 48.3	120.0 54.3	163.1 74.0
ODU DIMENSION	W x D x H	in mm	37.2 x 16.1 x 31.9 946 x 410 x 810	37.5 x 16.3 x 52.5 952 x 415 x 1333	37.5 x 16.3 x 52.5 952 x 415 x 1333
	Net Weight	lbs kg	148.6 67.4	217.4 98.6	224.9 102.2
SYSTEM DATA	Refrigerant Type		R410A	R410A	R410A
	Dehumidification	pts/hr	8.45	11.2	13.3
	IDU Air flow, H / M / L	CFM	1082 / 912 / 703	1229 / 1032 / 715	2157 / 1710 / 1262
OPERATION RANGE	Cooling	°F	5 ~ 122	5 ~ 122	5 ~ 122
		°C	-15 ~ 50	-15 ~ 50	-15 ~ 50
	Heating	°F	5 ~ 86	5 ~ 86	5 ~ 86
°C		-15 ~ 30	-15 ~ 30	-15 ~ 30	
Static Pressure	Pa in.wg	0~160 0~0.64	0~160 0~0.64	0~200 0~0.8	
PIPING	Liquid Side	in	3/8	3/8	3/8
		mm	Ø9.52	Ø9.52	Ø9.52
	Gas Side	in	5/8	5/8	3/4
		mm	Ø15.9	Ø15.9	Ø19.1
	Pipe Length, Min - Max	ft	10 - 213	10 - 213	10 - 213
		m	3 - 65	3 - 65	3 - 65
Max. difference in height	ft	98	98	98	
	m	30	30	30	
Refrigerant precharge	ft	25	25	25	
	m	7.6	7.6	7.6	
Additional charge per ft	oz	0.32	0.32	0.32	
CERTIFICATION	ENERGY STAR® Certified		-	-	-

Regular

Multi Zone | Non Ducted






DESCRIPTION			18K MULTI ZONE SYSTEM	27K MULTI ZONE SYSTEM	36K MULTI ZONE SYSTEM	48K MULTI ZONE SYSTEM
MODEL	ODU Model	NAME	BMS500-AAM018-1CSXRC	BMS500-AAM027-1CSXRA	BMS500-AAM036-1CSXRA	BMS500-AAM048-1CSXRA
		MODEL	8733956199	8733942704	8733942705	8733942706
COOLING	Capacity	Btu/h	18000	28000	33000	48000
	Input	W	1355	2240	2640	3840
	Rated Current	A	6.2	9.7	11.5	16.7
	EER	Btu/Btu	13.3	12.5	12.5	12.5
	SEER		22.5	23	23	22.4
HEATING	Capacity	Btu/h	19000	28000	36000	48000
	Input	W	1420	2104	3103	3908
	Rated Current	A	6.3	9.1	13.5	17.0
	COP	W/W	3.92	3.9	3.4	3.6
	HSPF		10.6	10.3	10.2	10.2
POWER	V / Phase / Hz		208-230 / 1 / 60	208-230 / 1 / 60	208-230 / 1 / 60	208-230 / 1 / 60
	Min. Circuit ampacity	A	18	25	30	35
	Max. Fuse	A	25	35	45	50
ODU DIMENSION	W x D x H	in mm	35.04 x 13.46 x 26.50 890 x 342 x 673	37.2 x 16.1 x 31.9 946 x 410 x 810	37.2 x 16.1 x 31.9 946 x 410 x 810	37.5 x 16.3 x 52.5 952 x 415 x 1333
	Net Weight	lbs kg	100.31 45.5	149.9 68.0	156.5 71.0	223.8 101.5
SYSTEM DATA	Refrigerant Type		R410A	R410A	R410A	R410A
	Dehumidification	pts/hr	3.79	6.33	7.42	11.2
OPERATION RANGE	Cooling	°F °C	-13 ~ 122 -25 ~ 50	-13 ~ 122 -25 ~ 50	-13 ~ 122 -25 ~ 50	-13 ~ 122 -25 ~ 50
	Heating	°F °C	-13 ~ 86 -25 ~ 30	-13 ~ 86 -25 ~ 30	-13 ~ 86 -25 ~ 30	-13 ~ 86 -25 ~ 30
PIPING	Liquid Side	in mm	2 x 1/4 2 x Ø6.35	3 x 1/4 3 x Ø6.35	4 x 1/4 4 x Ø6.35	5 x 1/4 5 x Ø6.35
	Gas Side	in mm	2 x 3/8 2 x Ø9.52	3 x 3/8 3 x Ø9.52	3 x 3/8 + 1 x 1/2 3 x Ø9.52 + 1 x Ø12.7	3 x 3/8 + 2 x 1/2 3 x Ø9.52 + 2 x Ø12.7
	Pipe Length, Min - Max	ft m	10 - 131 3 - 40	10 - 197 3 - 60	10 - 262 3 - 80	10 - 262 3 - 80
	Max. length to one IDU	ft m	82 25	98 30	115 35	115 35
	Max. height difference between IDU and ODU	ft m	49 15	49 15	49 15	49 15
	Max. height difference between IDUs	ft m	33 10	33 10	33 10	33 10
	Refrigerant precharge	ft m	49 15	74 23	98 30	123 37.5
	Additional charge per ft	oz	0.16	0.16	0.16	0.16
CERTIFICATION	ENERGY STAR® Certified				-	

MAX Performance

Multi Zone | Non Ducted



DESCRIPTION			18K MULTI ZONE SYSTEM	27K MULTI ZONE SYSTEM	36K MULTI ZONE SYSTEM	48K MULTI ZONE SYSTEM
MODEL	ODU Model	NAME	BMS500-AAM018-1CSXHC	BMS500-AAM027-1CSXHB	BMS500-AAM036-1CSXHB	BMS500-AAM048-1CSXHC
		MODEL	8733956202	8733953120	8733953121	8733956204
COOLING	Capacity	Btu/h	19000	28000	36000	48000
	Input	W	1520	2154	2667	4150
	Rated Current	A	9.1	9.4	11.6	18.0
	EER	Btu/Btu	12.5	13	13.5	11.6
	SEER		22.0	22	21.5	21.5
HEATING	Capacity	Btu/h	20000	28000	36000	49000
	Input	W	1725	2345	2777	4000
	Rated Current	A	9.4	10.2	12.1	17.8
	COP	W/W	3.4	3.5	3.8	3.59
	HSPF		10.2	10.4	10.5	11.0
POWER	V / Phase / Hz		208-230 / 1 / 60	208-230 / 1 / 60	208-230 / 1 / 60	208-230 / 1 / 60
	Min. Circuit ampacity	A	20	30	35	42
	Max. Fuse	A	25	45	50	50
ODU DIMENSION	W x D x H	in mm	37.2 x 16.1 x 31.9 946 x 410 x 810	37.2 x 16.1 x 31.9 946 x 410 x 810	37.5 x 16.3 x 52.5 952 x 415 x 1333	37.5 x 16.3 x 52.5 952 x 415 x 1333
	Net Weight	lbs kg	138.23 62.7	156.5 71.0	223.8 101.5	238.32 108.1
SYSTEM DATA	Refrigerant Type		R410A	R410A	R410A	R410A
	Dehumidification	pts/hr	4.00	6.33	8.45	11.63
OPERATION RANGE	Cooling	°F °C	-22 ~ 122 -30 ~ 50	-22 ~ 122 -30 ~ 50	-22 ~ 122 -30 ~ 50	-22 ~ 122 -30 ~ 50
	Heating	°F °C	-22 ~ 86 -30 ~ 30	-22 ~ 86 -30 ~ 30	-22 ~ 86 -30 ~ 30	-22 ~ 86 -30 ~ 30
PIPING	Liquid Side	in mm	2 x 1/4 2 x Ø6.35	3 x 1/4 3 x Ø6.35	4 x 1/4 4 x Ø6.35	5 x 1/4 5 x Ø6.35
	Gas Side	in mm	2 x 3/8 2 x Ø9.52	3 x 3/8 3 x Ø9.52	3 x 3/8 + 1 x 1/2 3 x Ø9.52 + 1 x Ø12.7	3 x 3/8 + 2 x 1/2 3 x Ø9.52 + 2 x Ø12.7
	Pipe Length, Min - Max	ft m	10 - 131 3 - 40	10 - 197 3 - 60	10 - 262 3 - 80	10 - 262 3 - 80
	Max. length to one IDU	ft	82	98	115	115
		m	25	30	35	35
	Max. height difference between IDU and ODU	ft	49	49	49	49
		m	15	15	15	15
	Max. height difference between IDUs	ft	33	33	33	33
m		10	10	10	10	
Refrigerant precharge	ft m	49 15	74 23	98 30	123 37.5	
Additional charge per ft	oz	0.161	0.16	0.16	0.16	
CERTIFICATION	ENERGY STAR® Certified					-



Accessory Information

THERMOSTATS	
MODEL	PART NUMBER
Wired Wall Thermostat for Wall Mounted IDU (Model number ended with A or B)	8733953127
Wired Wall Thermostat for Wall Mounted IDU (Model number ended with C)	8733956179
Wired Wall Thermostat for Cassette & Ducted IDU	8733953128
24V Interface	8733953129
Bosch Wi-Fi Thermostat BCC100*	8733948009
Bosch Wi-Fi Thermostat BCC50*	8733952994



CASSETTE DECORATIVE GRILLE	
MODEL	PART NUMBER
Compact Cassette Grille (9K, 12K & 18K)	8733953125
Compact Cassette Grille (24K, 36K & 48K)	8733953126



4-WAY CASSETTE KIT (GRILLE INCLUDED)	
MODEL	PART NUMBER
9K Cassette IDU with Grille	8733954250
12K Cassette IDU with Grille	8733954251
18K Cassette IDU with Grille	8733954252
24K Cassette IDU with Grille	8733954253
36K Cassette IDU with Grille	8733954254
48K Cassette IDU with Grille	8733954255



*Additional accessory required.

About Bosch

Bosch Group

The Bosch Group is a leading global supplier of technology and services in the areas of Automotive, Industrial Technology, Consumer Goods and Building Technology. The company was founded in Stuttgart, Germany, in 1886 and presently has more than 440 subsidiaries and is represented in over 150 countries.

In the U.S., Canada and Mexico, the Bosch Group manufactures and markets automotive original equipment and aftermarket solutions, industrial drives and control technology, power tools, security and communication systems, packaging technology, thermotechnology, household appliances and software solutions. The Bosch Group's products and services are designed to improving quality of life by providing innovative and beneficial solutions. In this way, the company offers technology worldwide that is Invented for life. Additional information is available online at boschheatingandcooling.com and bosch.ca.

Bosch Thermotechnology in North America

Bosch Thermotechnology is a leading source of high quality water heating and comfort systems. The company offers gas tankless, electric whole house and point-of-use water heaters, Bosch and Buderus floor-standing and wall mounted boilers, Bosch and FHP geothermal, water-source and air-source systems as well as controls and accessories for all product lines. Bosch Thermotechnology is committed to being Simply Smart by offering products that work together as integrated systems that enhance quality of life in an ultra-efficient and environmentally friendly manner. For more information, visit boschheatingandcooling.com.



Bosch Thermotechnology Corp.
Watertown, MA • Londonderry, NH • Ft. Lauderdale, FL
General Inquiries: 1-866-642-3198

Copyright © 2022 Bosch Thermotechnology Corp.
All rights reserved. Subject to change without notice.

76H991861D 7-22