



Wellworth®

Toilet tank, 1.28 gpf
K-4467

Features

- Left-hand Polished Chrome trip lever
- Combines with the K-4199 bowl to create a complete K-3999 Highline toilet
- Combines with the K-5393 bowl to create a complete K-5481 Highline® toilet
- Coordinates with other products in the Wellworth collection
- KOHLER's canister flush valve harnesses the natural force of gravity and optimizes flushing performance
- 1.28 gpf (4.8 lpf)
- Class Five® canister optimizes the flow out of the tank, harnessing gravity and the natural powerful reducing cascade of water to increase the power and effectiveness of the flush



Installation

- Supply line sold separately

Recommended Products/Accessories

K-4199 Elongated toilet bowl
K-23726 Drain treatment



Codes/Standards




ASME A112.19.2/CSA B45.1
EPA WaterSense®

KOHLER® Toilets and Seats Limited Warranty

See website for detailed warranty information.

Available Colors/Finishes

Color tiles intended for reference only.

Color	Code	Description
	0	White
	96	Biscuit
	7	Black Black™

1-800-4KOHLER (1-800-456-4537)

Kohler Co. reserves the right to make revisions without notice to product specifications.

For the most current Specification Sheet, go to www.kohler.com USA or www.kohler.ca Canada

2-14-2025 23:12 - US/CA

THE BOLD LOOK
OF **KOHLER®**



Wellworth®
Toilet tank, 1.28 gpf
K-4467

No image available.
This product is a component and not intended to be a standalone installation.

Technical Information

All product dimensions are nominal.

Toilet type: Bowl-mount

Flush type: Class Five

Notes

Install this product according to the installation instructions.