

# Heart Table and Chair Set

## Parts List

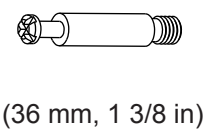
Item # 26913

### HARDWARE

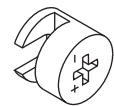
A. Hex Bolt  
x 36 pcs




B. Cam Bolt  
x 4 pcs



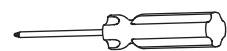
C. Cam Lock  
x 4 pcs



Allen Wrench  
x 1 pc

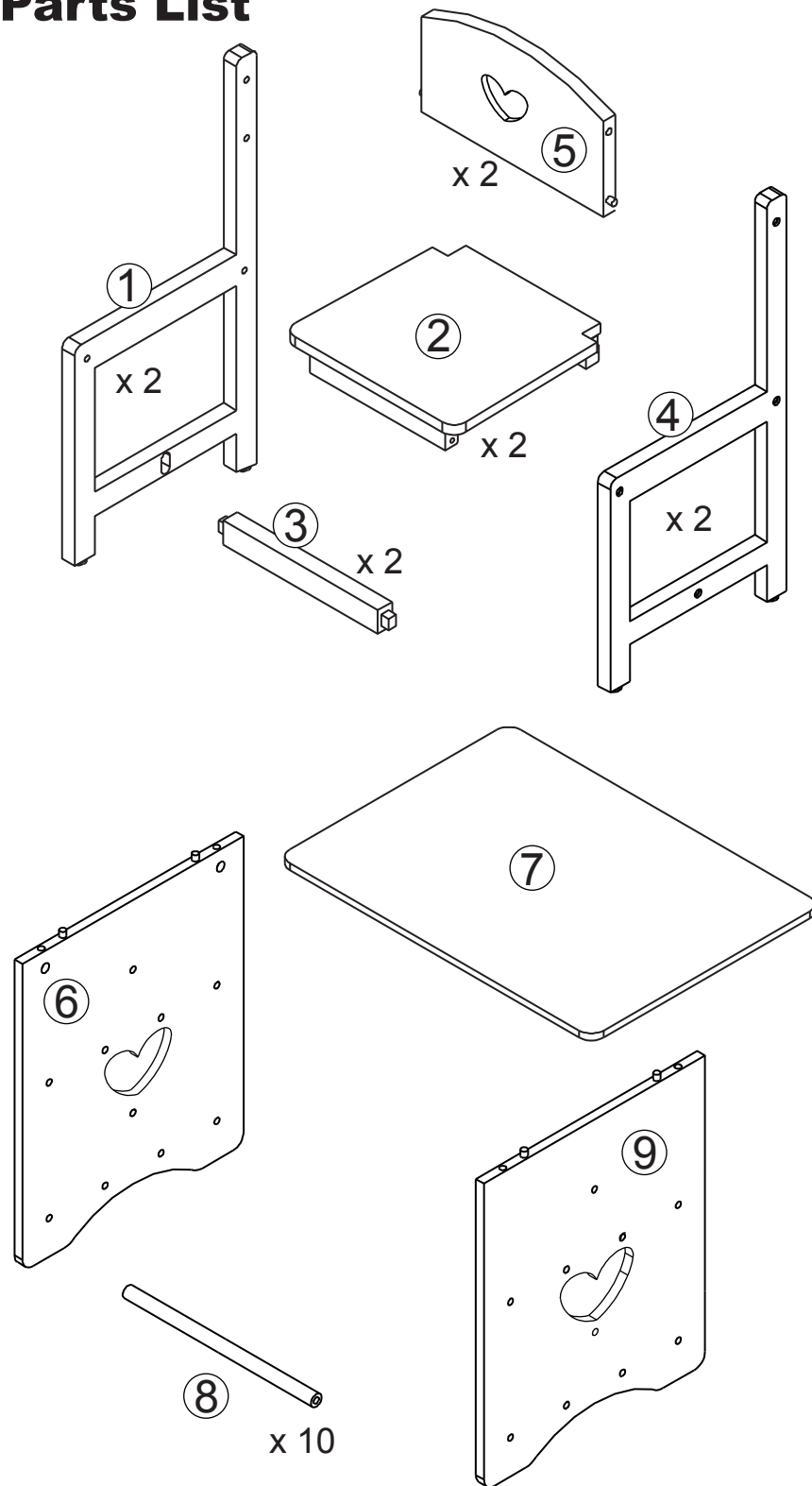


The following tool  
is required for  
assembly:



Phillips® Screwdriver

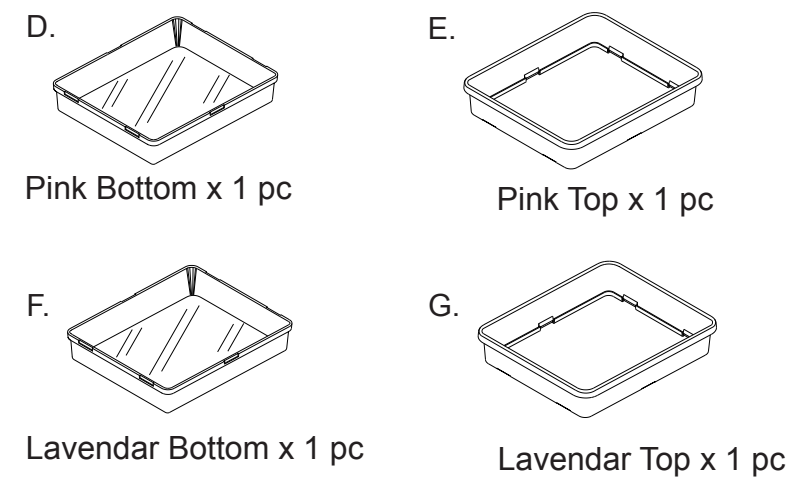
### Parts List



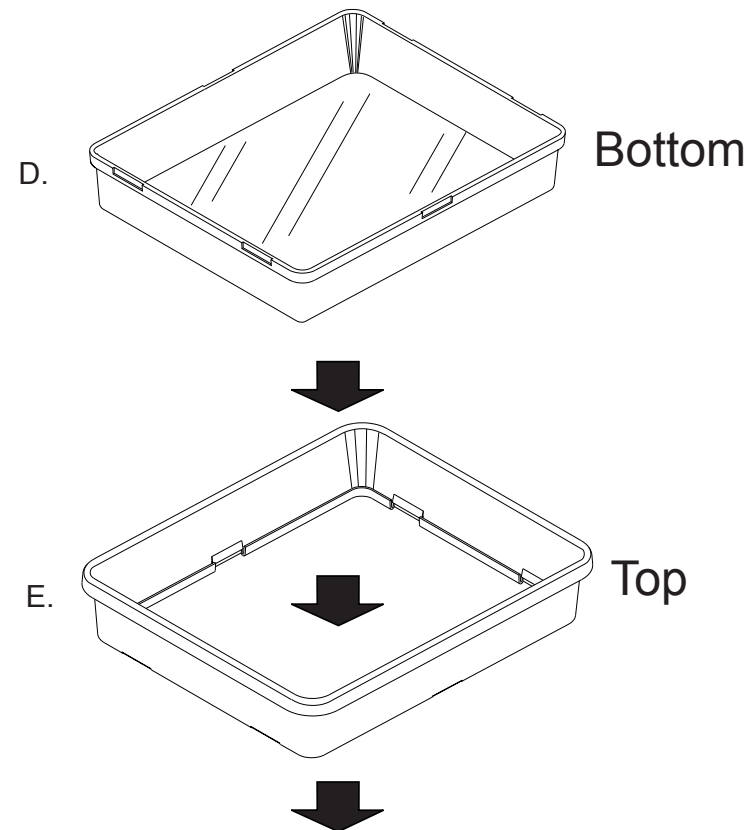
### Bin

### Assembly Instructions

**NOTE:** Once the two pieces of the plastic bin are connected, mechanism is permanent. Do not attempt to separate the two pieces once assembled.

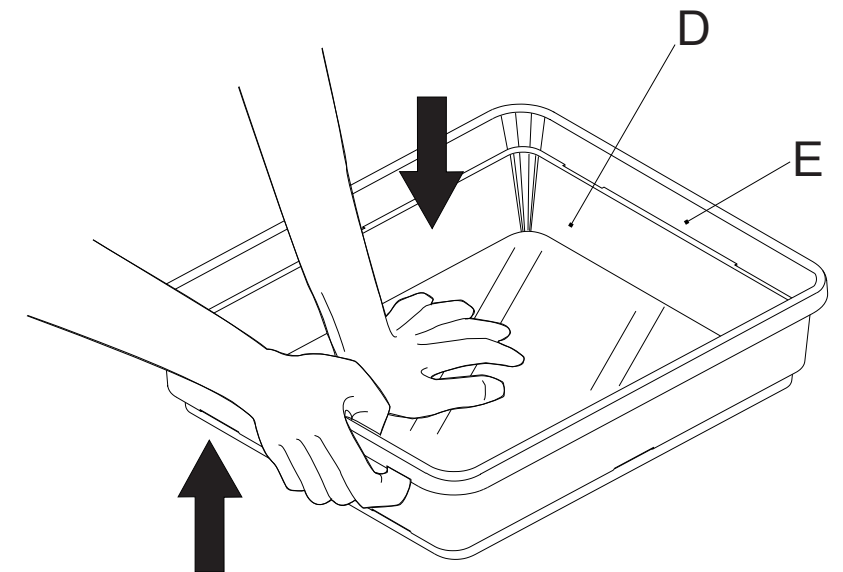


**Step 1** Place Part A through Part B.



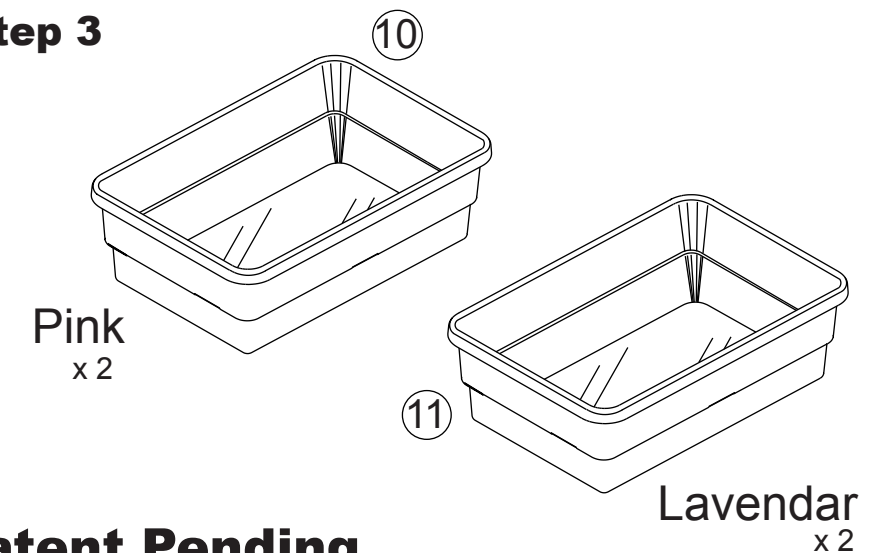
### Step 2

Pull up Part E with one hand and push down Part D at the same time until the two parts lock. Make sure that the six "U" hooks have been securely locked.



\*Repeat for lavendar bin with parts F and G.

### Step 3



**Patent Pending**



**CAUTION:** Adult assembly required. Hardware contains small screws with sharp points. Keep unassembled parts out of the reach of small children.

**Customer Service**  
**1-800-933-0771**  
**www.kidkraft.com**

### USE and MAINTENANCE:

- Use on level surfaces only.
- Please check assembly at regular intervals, and periodically tighten hardware if necessary. If maintenance is not carried out the product could overturn or fall.



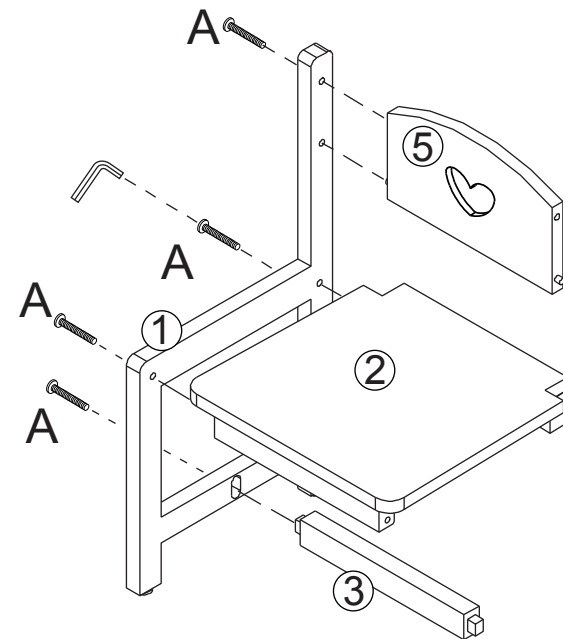
**WARNING: CHOKING HAZARD**  
Unassembled parts may be a choking hazard to children 3 years and younger.

# Heart Table and Chair Set

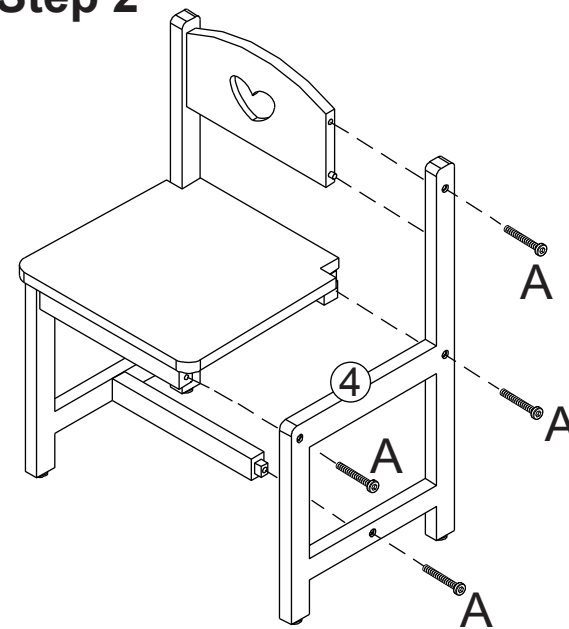
## Assembly Instructions

Item # 26913

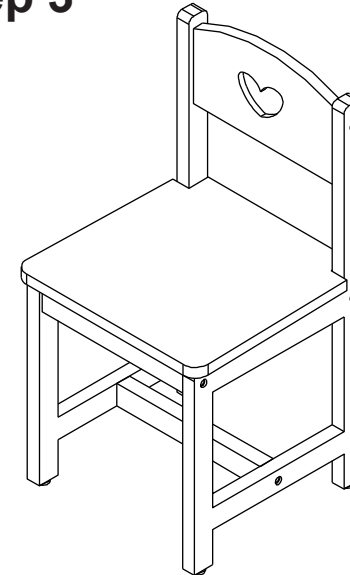
**Step 1**



**Step 2**

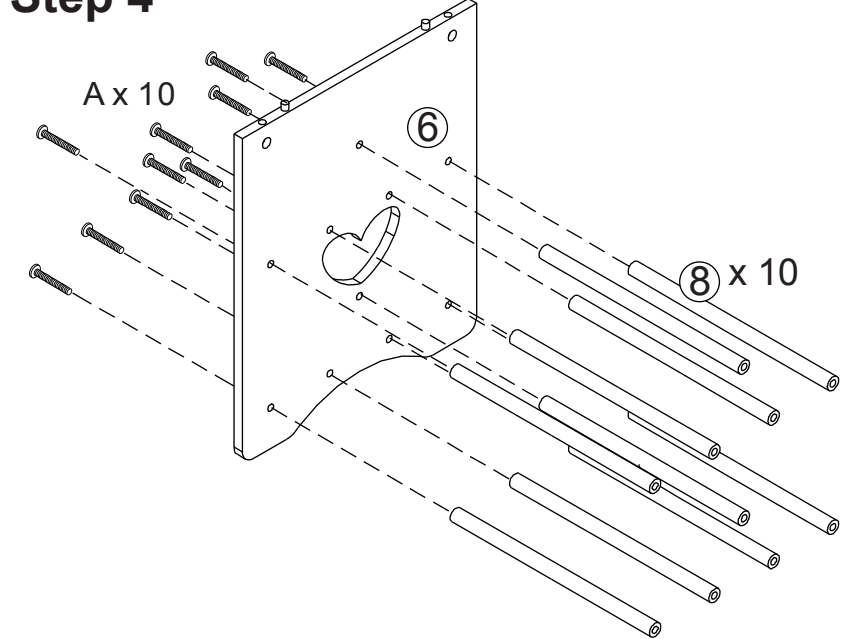


**Step 3**

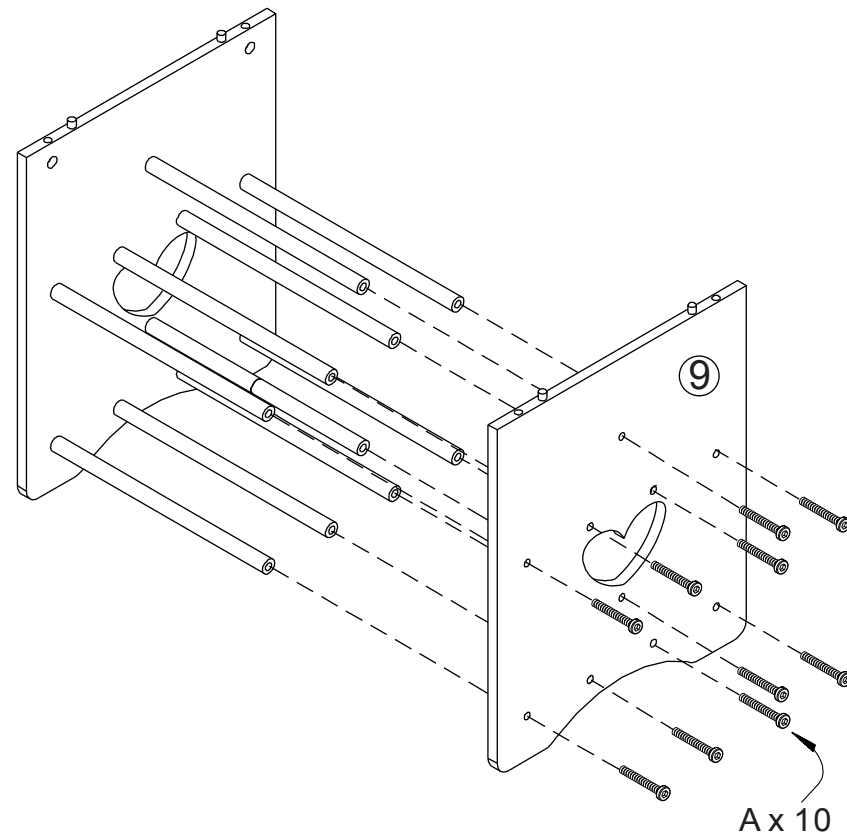


\*Repeat steps 1 and 2  
for second chair

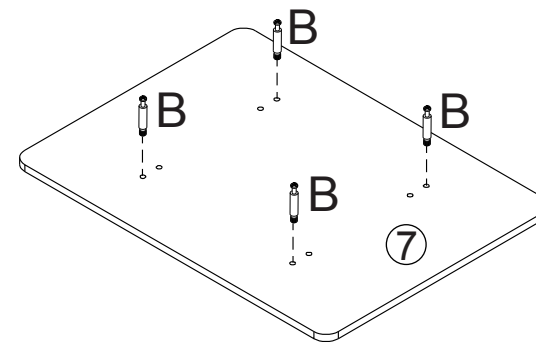
**Step 4**



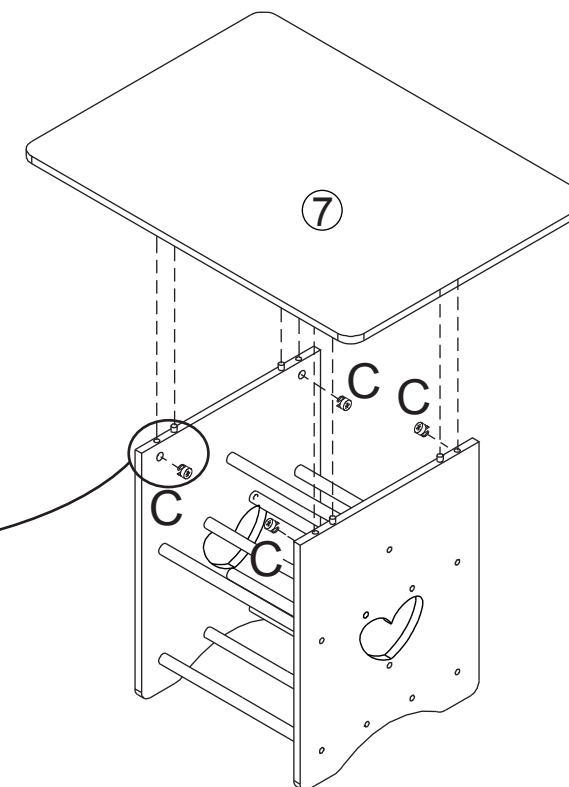
**Step 5**



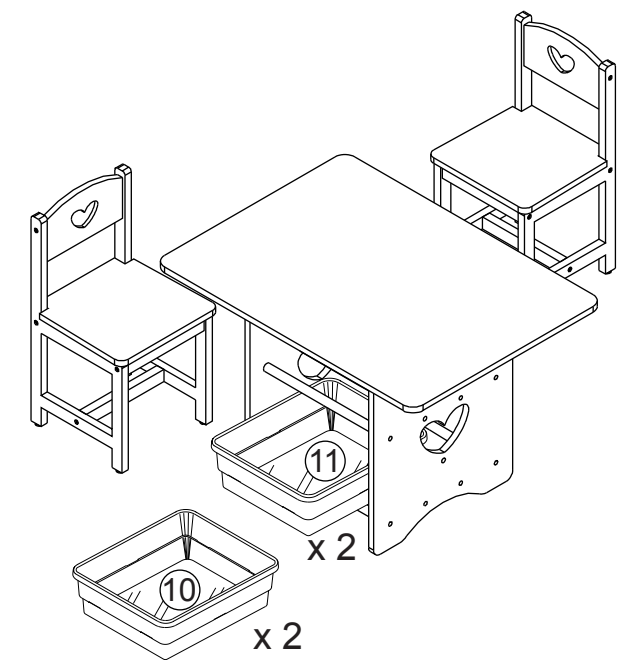
**Step 6**



**Step 7**



**Step 8**



\*Insert bins under table.



**CAUTION:** Adult assembly required.  
Hardware contains small screws with  
sharp points. Keep unassembled parts  
out of the reach of small children.

**Customer Service**  
**1-800-933-0771**  
**www.kidkraft.com**

**USE and MAINTENANCE:**

- Use on level surfaces only.
- Please check assembly at regular intervals, and periodically tighten hardware if necessary. If maintenance is not carried out the product could overturn or fall.



**WARNING: CHOKING HAZARD**  
Unassembled parts may be a choking  
hazard to children 3 years and younger.



## **IMPORTANT INFORMATION - PLEASE READ FIRST**

ALL OF OUR WOODEN ITEMS ARE HANDCRAFTED, HAND ASSEMBLED, AND HAND PAINTED. EACH ONE IS UNIQUE. SLIGHT IMPERFECTIONS MAY OCCUR AND ARE NOT MANUFACTURING DEFECTS. EACH ITEM HAS BEEN PAINTED WITH A VERY DURABLE PAINT THAT IS BOTH LEAD AND CHROMATE FREE AND SAFE FOR CHILDREN. HOWEVER, IT WILL NOT WITHSTAND ABNORMAL ABUSE AND WITH IMPROPER USE IT COULD CHIP. TOUCH-UP PAINTS ARE AVAILABLE FOR A NOMINAL CHARGE IF NEEDED. PLEASE CONTACT US DIRECTLY AND WE WILL FORWARD YOU THE NECESSARY COLOR.

PLEASE NOTE THAT WE DO NOT WARRANTY AGAINST THE USE OF PERMANENT MARKERS, NON-WATER-BASED PAINTS, CRAYONS, OR WASHABLE MARKERS. SOME OF THESE ITEMS CONTAIN PERMANENT COLOR DYES THAT COULD DAMAGE THE SURFACE.

## **CLEANING INSTRUCTIONS**

CLEAN THE SURFACE USING A SLIGHTLY DAMP CLOTH AND MILD DISH WASHING LIQUID IF NECESSARY. DO NOT USE ANY CLEANING PRODUCT CONTAINING ALCOHOL OR AMMONIA. THESE WILL DULL THE SHINY SURFACE OF THE PRODUCT. FURNITURE POLISH WILL ALSO WORK TO CLEAN AND DUST OFF THE SURFACE.

WE RECOMMEND THAT YOU TEST ALL CLEANING MATERIALS ON THE UNDERSIDE OF ANY SURFACE THAT WOULD NOT BE SEEN DURING NORMAL USE OF THE PRODUCT. IF YOU HAVE QUESTIONS REGARDING THE MAINTENANCE OF THIS PRODUCT PLEASE FEEL FREE TO CALL US.

## **WARRANTY**

**IMPORTANT:** EVIDENCE OF ORIGINAL PURCHASE IS REQUIRED FOR WARRANTY SERVICE.

**LENGTH OF WARRANTY:** 90 DAYS FROM DATE OF PURCHASE.

THIS WARRANTY COVERS DEFECTS THAT WERE A RESULT OF THE MANUFACTURERS PRODUCTIONS. YOU SHOULD CAREFULLY INSPECT THE CONDITION OF THE PRODUCT PRIOR TO ASSEMBLY. THIS WARRANTY IS INVALID IF THE PRODUCT IS DAMAGED OR NOT MAINTAINED AS REASONABLE OR NECESSARY.

### **PROCEDURE FOR OBTAINING WARRANTY SERVICES:**

PLEASE CONTACT OUR CUSTOMER SERVICE REPRESENTATIVES AT 1-800-933-0771. THEY WILL INSTRUCT YOU HOW TO SEND THE PRODUCT AND PROOF OF PURCHASE FREIGHT PREPAID TO OUR ATTENTION.

**CUSTOMER SERVICE 1-800-933-0771**

**[www.kidkraft.com](http://www.kidkraft.com)**