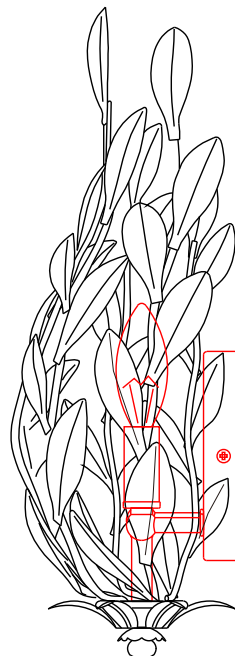
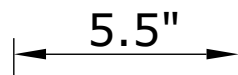
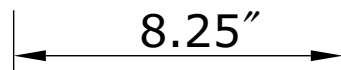



CRYSTORAMA


LIGHTING THE WAY FOR SIXTY YEARS



ASSEMBLY INSTRUCTION MODEL #561-SA



All electrical components must be installed by a licensed electrician in accordance with the National Electric Code and the appropriate local electrical codes.



You will need 2-Candelabra Base Bulb
40 Watts Recommended 60 Watts Max.

USE LED BULBS FOR EXTENDED USE

THIS FIXTURE IS DAMP RATED

How to Install

1. Attach the mounting plate onto the outlet box.
2. Install the backplate onto the mounting plate and secure with the two side screws.

WARNING: This product can expose you to Lead, which is known to the State of California to cause cancer and/or birth defects or reproductive harm. For more information go to www.P65Warnings.ca.gov.

CRYSTORAMA

LIGHTING THE WAY FOR SIXTY YEARS



Crystorama.com

PART NUMBER **MODEL #561-SA**

Part Number

- A. (1) - Mounting Hardware
- B. (1) - Backplate(W5.1", D0.8") #XRE561SABKP5IN
- C. (1) - Finial #XRE505SAFIN
- D. (1) - Metal Dish
- E. (2) - Candle Sleeve(W0.87",H1.97") #XRE514SACDL1.97IN

