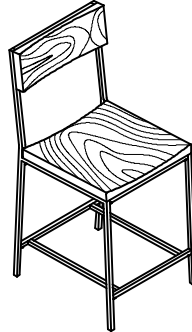


# CAROLINA CHAIR & TABLE COMPANY

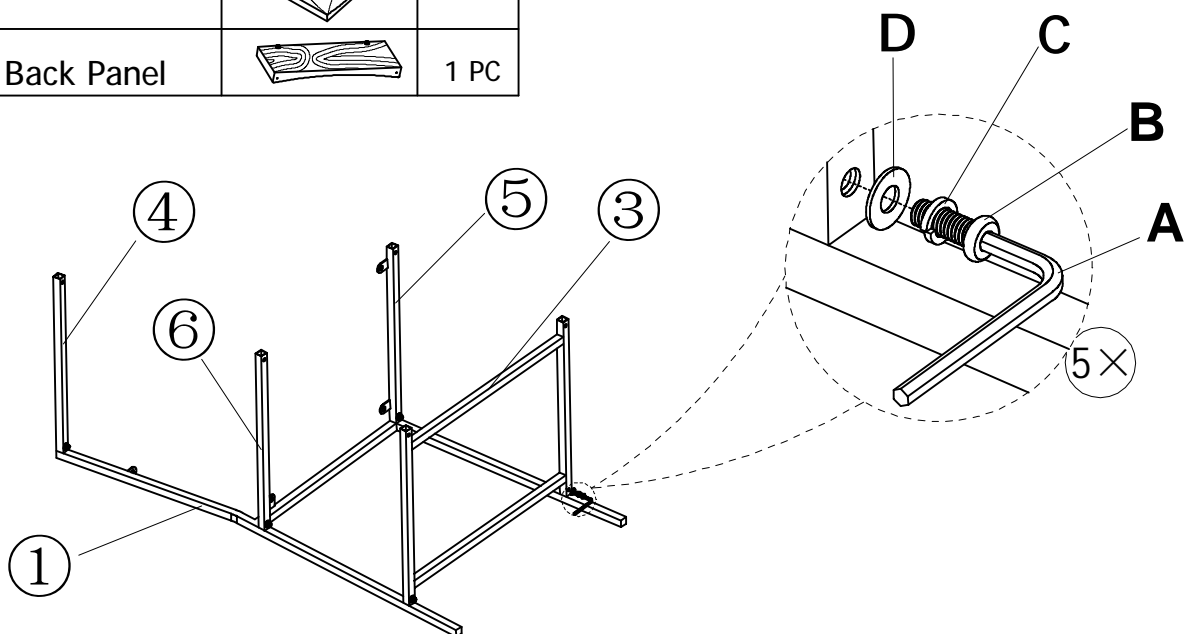
## Assembly Instructions Item # 2024 / 2030 SADDLE SEAT METAL BAR STOOL



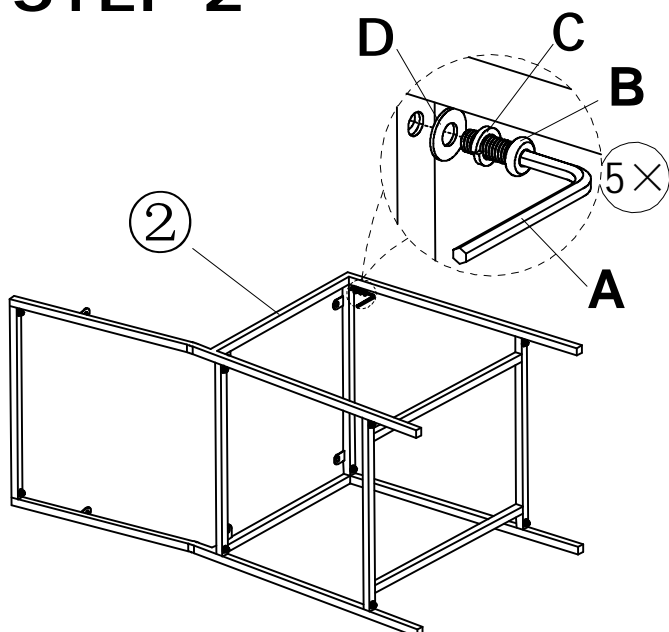
Thank you for purchasing a Carolina Chair & Table Company product. This product has been designed for easy assembly and is constructed for durability. Please take the time to read and follow the assembly instructions carefully. If a part or hardware is missing or you have any difficulties in assembling this product, please contact us Toll Free at 1-800-228-3876.

NO	PART LIST		QTY	NO		HARDWARE LIST	QTY
①	R-Leg Assembly		1 PC	A		Allen Head Wrench 4MM	1 PC
②	L-Leg Assembly		1 PC	B		Allen Head Bolt 1/4"×5/8"	14 PCS
③	BTM Frame		1 PC	C		Spring Washer	16 PCS
④	Back Top Rail		1 PC	D		Flat Washer	16 PCS
⑤	Seat Front Rail		1 PC	E		Allen Head Bolt M5×15	2 PCS
⑥	Seat Back Rail		1 PC				
⑦	Seat Panel		1 PC				
⑧	Back Panel		1 PC				

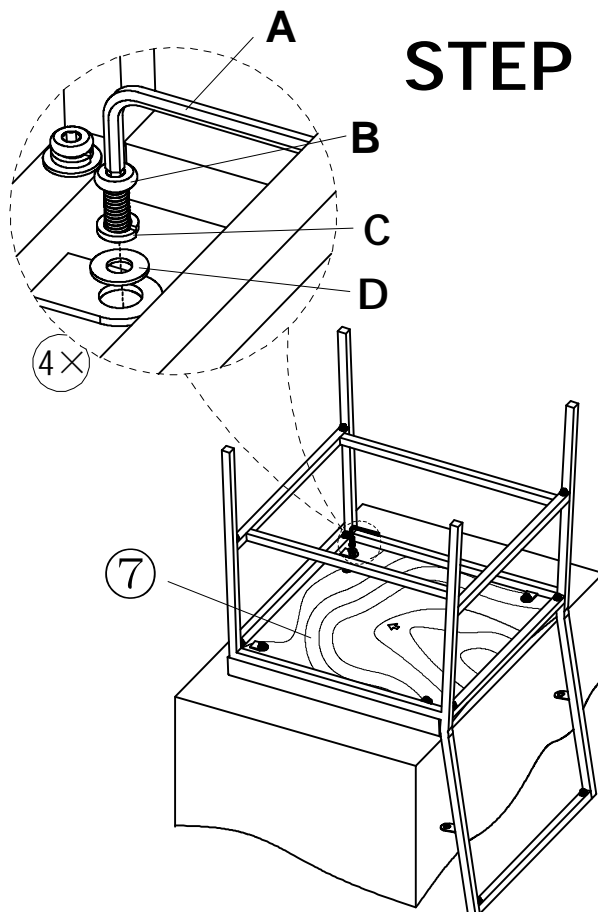
## STEP 1



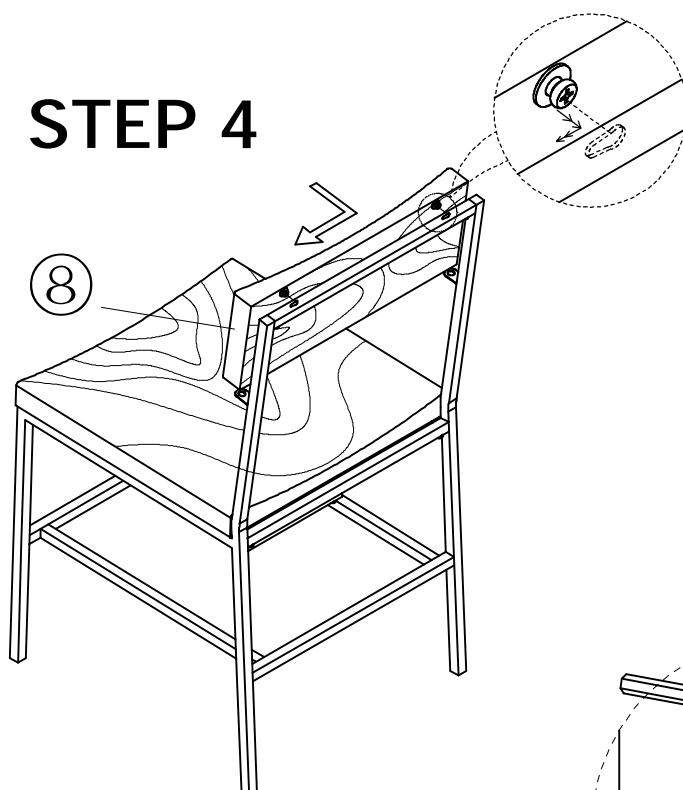
## STEP 2



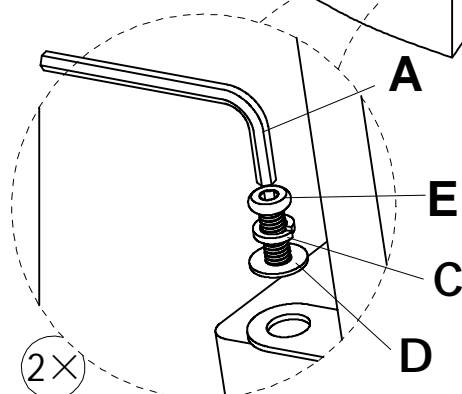
## STEP 3



## STEP 4



## STEP 5



Note: Please make sure that all bolts are tightened 100 %