

DAYTON

SPECIFICATIONS

Dayton® Double Bowl Sink Models D, DJ, DD and DDJ Series

GENERAL

Sink is formed of #22 gauge, 300 series, nickel-bearing stainless steel. Top mount.

DESIGN FEATURES

Bowl Depth: See next page

Coved Corners: D22519: 2-1/4" (57mm) vertical and horizontal radius
D23317, D23319: 2-1/2" (64mm) vertical and 2-3/4" (70mm) horizontal radius

D23321, D(J)23322, DD(J)23322: 4" (102mm) vertical and 3-1/4" (83mm) horizontal radius

Rim Height: 3/16" (5mm)

Faucet Deck: Raised (except D22519, D23317 and D23319 series).

Finish: Exposed surfaces are polished to a satin finish.

Underside: Undercoated on bottom of bowls

OTHER

Drain Opening: 3-1/2" (89mm)

Note: Unless otherwise specified, sink is furnished with 3 or 4 faucet holes as shown.

Installation Hardware: Included for 3/4" (19mm) countertop.


OPTIONAL ACCESSORIES

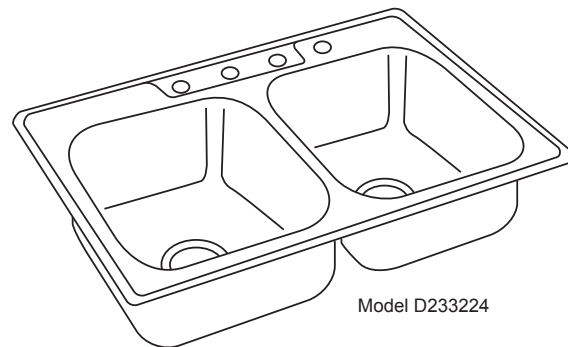
Bottom Grid: GBG1414SS (D23317 & D23319), GBG1415SS (D23321 & D23322)

Drain: LK35, D1125

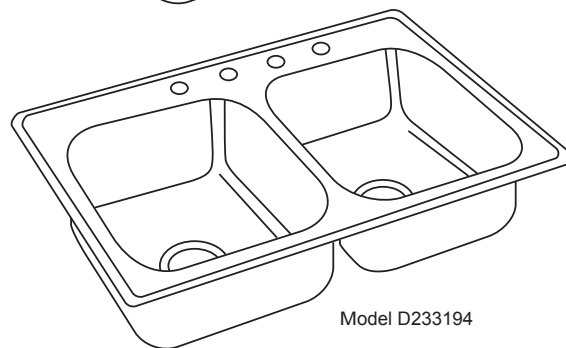
Sink complies with ASME A112.19.3/ CSA B45.4

 Sinks are listed by IAPMO® as meeting the applicable requirements of the Uniform Plumbing Code®, International Plumbing Code®, and National Plumbing Code of Canada.

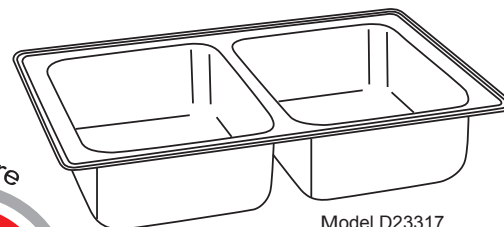
 Identified sinks are compliant to ADA and ANSI/ICC A117.1 accessibility requirements when installed according to the requirements outlined in these standards.



Model D23322



Model D23319



Model D23317



SINK DIMENSIONS (INCHES)*

U-Channel Model Number	J-Channel Model Number	Overall		Inside Each Bowl			Cutout in Countertop (1-1/2" (38mm) Radius Corners)		No of 1-1/2" (38mm) Dia. Faucet Holes 4" (102mm) Center	Minimum Cabinet Size
		L	W	L	W	D	L	W		
		A	B	C	D	E				
D22519	-	25 (635mm)	19 (483mm)	10 (254mm)	14 (356mm)	6-1/4 (159mm)	24-3/8 (619mm)	18-3/8 (467mm)	1, 3 or 4	30 (762mm)
D23317	-	33 (838mm)	17 (432mm)	14 (356mm)	14 (356mm)	6 (152mm)	32-3/8 (822mm)	16-3/8 (416mm)	NONE	36 (914mm)
D23319	-	33 (838mm)	19 (483mm)	14 (356mm)	14 (356mm)	6-7/16 (164mm)	32-3/8 (822mm)	18-3/8 (467mm)	1, 2, MR2, 3, 4 or 5	36 (914mm)
D23321 DW1023321 DW5023321	-	33 (838mm)	21-1/4 (540mm)	14 (356mm)	15-3/4 (400mm)	6-1/2 (165mm)	32-3/8 (822mm)	20-5/8 (524mm)	1, 2, MR2, 3, 4 or 5	36 (914mm)
D23322 DW5023322	DJ23322 DJW1023322 DJW5023322	33 (838mm)	22 (559mm)	14 (356mm)	15-3/4 (400mm)	6-9/16 (167mm)	32-3/8 (822mm)	21-3/8 (543mm)	1, 2, MR2, 3, 4 or 5	36 (914mm)
DD23322	DDJ23322	33 (838mm)	22 (559mm)	14 (356mm)	15-3/4 (400mm)	7-1/16 (181mm)	32-3/8 (822mm)	21-3/8 (543mm)	1, 2, MR2, 3, 4 or 5	36 (914mm)

*Length is left to right. Width is front to back.

**W10 = 10 pack & W50 = 50 pack.

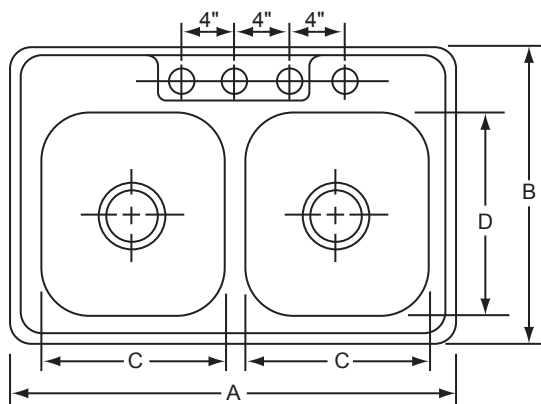
In keeping with our policy of continuing product improvement, Elkay reserves the right to change product specifications without notice. Please visit elkay.com for the most current version of Elkay product specification sheets.

This specification describes an Elkay product with design, quality, and functional benefits to the user. When making a comparison of others producers offerings, be certain these features are not overlooked.

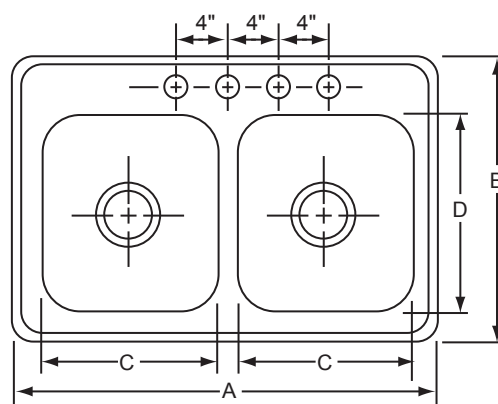
Dayton® Double Bowl Sink
Models D, DJ, DD and DDJ Series

DAYTON

SPECIFICATIONS



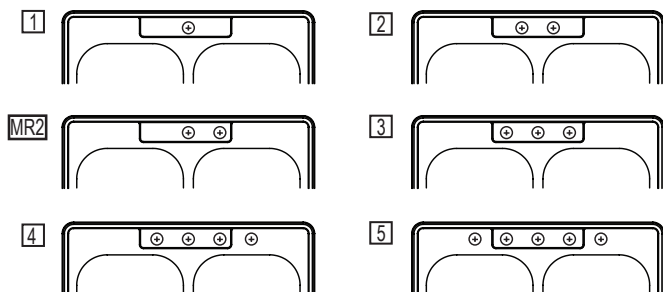
Bowl Depth is E
 Model D233224 Illustrated



Bowl Depth is E
 Model D233194 Illustrated

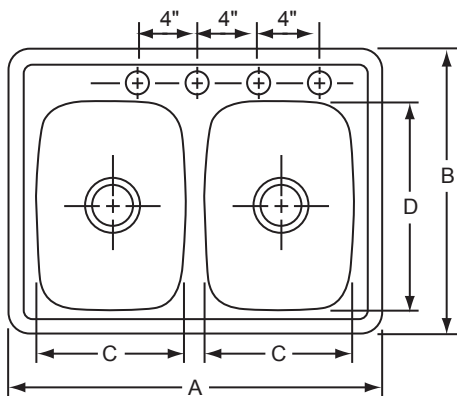
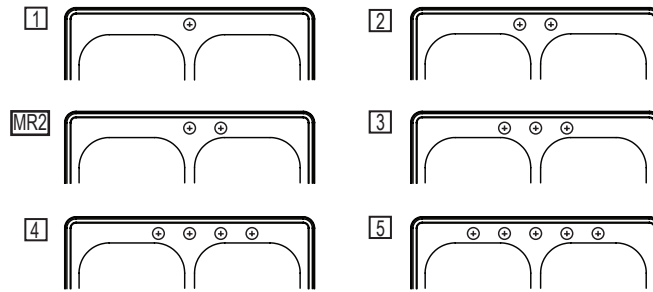
Hole Drilling Configurations

1-1/2" (38mm) Diameter Faucet Holes on 4" (102mm) Centers

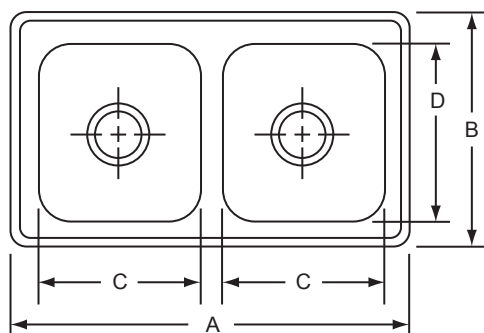


Hole Drilling Configurations

1-1/2" (38mm) Diameter Faucet Holes on 4" (102mm) Centers



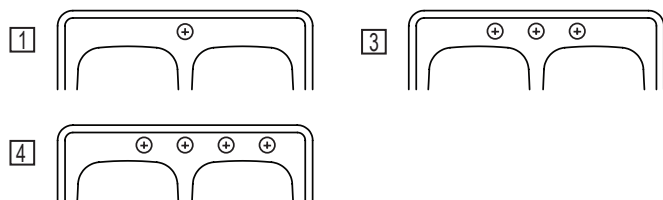
Bowl Depth is E
 Model D225194 Illustrated



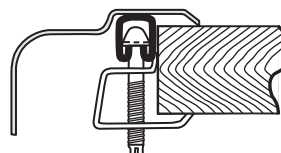
Bowl Depth is E
 Model D23317 Illustrated

Hole Drilling Configurations

1-1/2" (38mm) Diameter Faucet Holes on 4" (102mm) Centers



U-Channel Type Mounting System



J-Channel Type Mounting System

