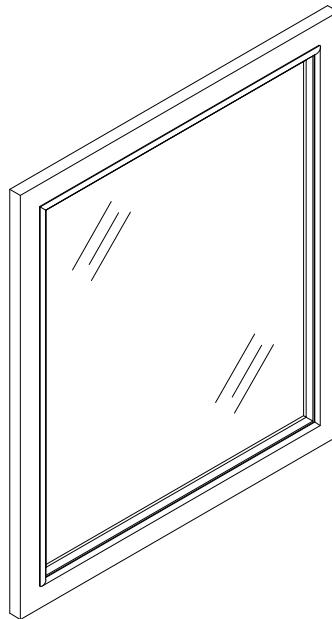


USE AND CARE GUIDE

26" WOOD FRAMED BEVELED MIRROR IN STEEL GREY FINISH



Questions, problems, missing parts?
Before returning, contact us on:
info@tjamerican.com
TJAMERICAN.COM

THANK YOU

We appreciate the trust and confidence you have placed in TJAmerican LLC through the purchase of this Vanity.

Visit us online to see our full line of products available for your home improvement needs.

TABLE OF CONTENTS

Safety Instruction.....	2
Specification.....	3
Replacement Parts List.....	4
Package Contents.....	5
Assembly.....	6
Warranty.....	9

SAFETY INFORMATION

DANGER:

- ☐ Keep small parts away from children during assembly.
- ☐ Failure to follow warning and cautions could result in serious injury.

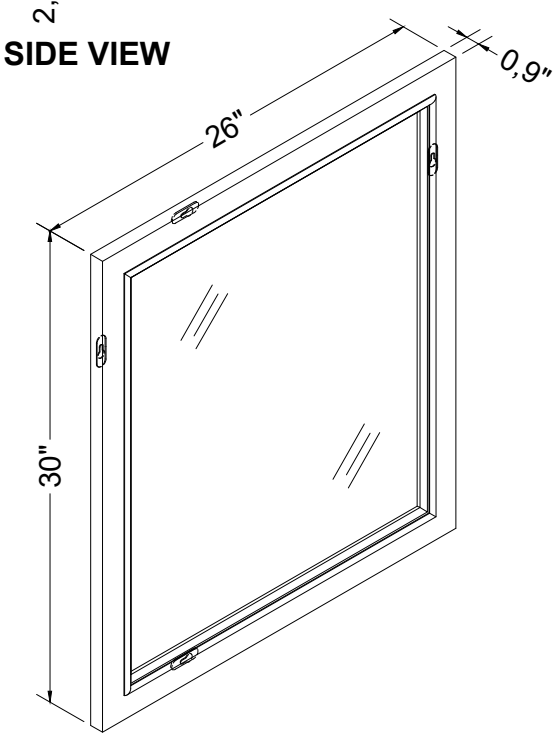
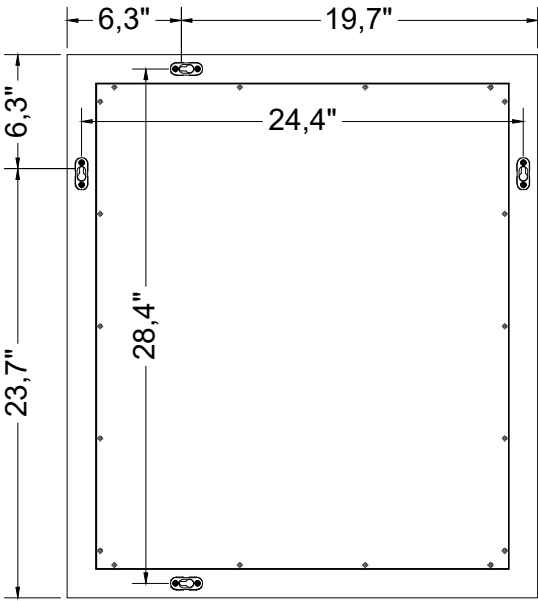
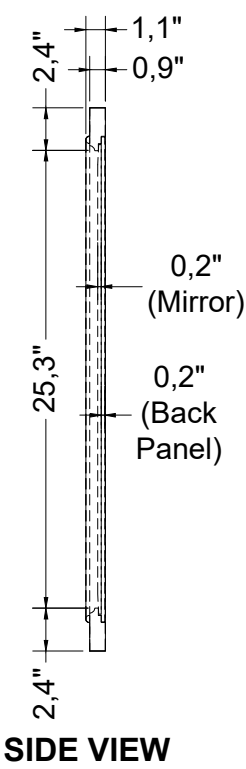
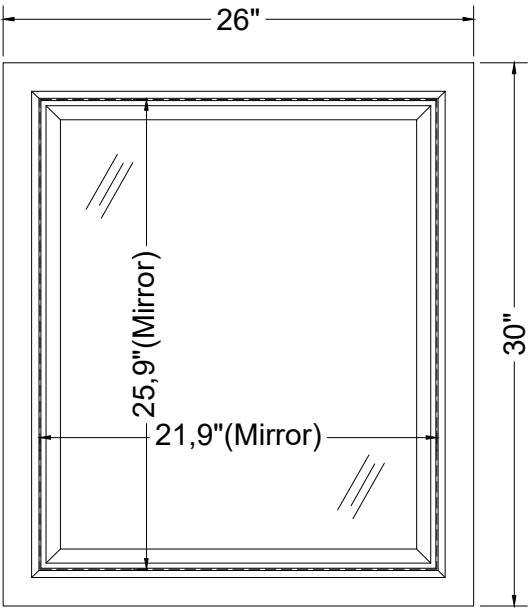
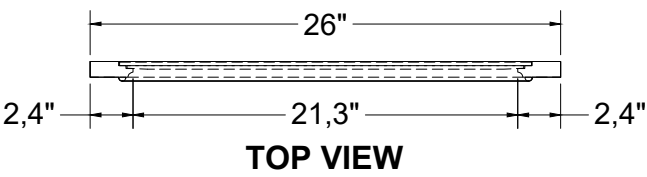
WARNING:

- ☐ Read these instructions carefully and keep in a safe place.
- ☐ Adult assembly required.
- ☐ Do not over tighten connectors (screws, bolts, etc.). Overtightening can lead to product damage.
- ☐ Small parts may present choking hazard prior to assembly.
- ☐ Do not stand, step, or climb on unit.

CAUTION:

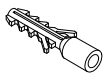
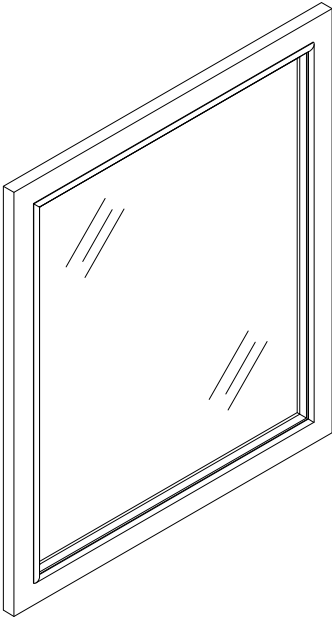
- ☐ Be sure to check all packing materials carefully for small parts that may have come loose inside the carton during shipment. If parts are missing, contact info@tjamerican.com to obtain any missing parts.

SPECIFICATION



REPLACEMENT PARTS LIST

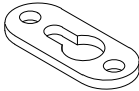
For replacement parts, please contact customer service at info@tjamerican.com.



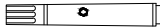
AA



BB



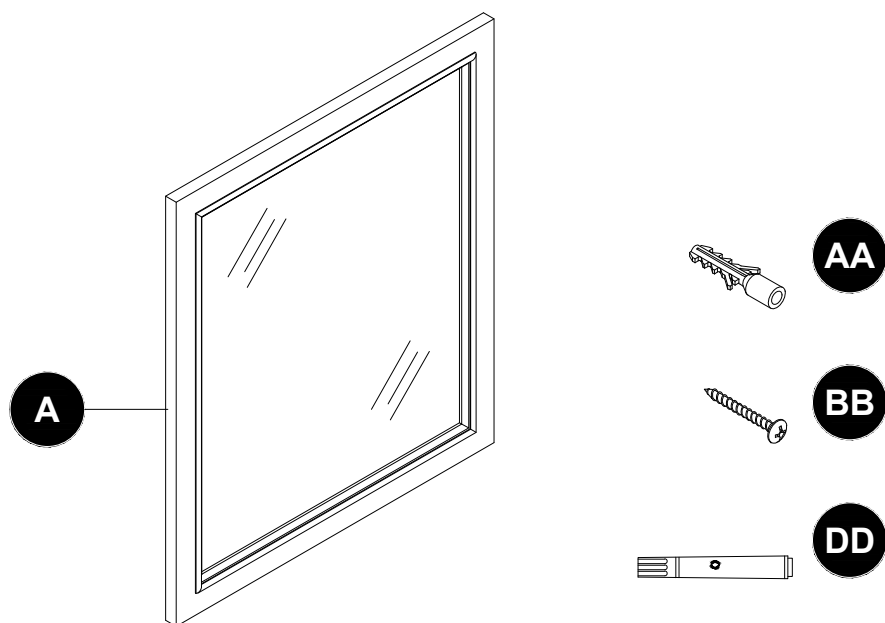
CC



DD

PART	DESCRIPTION	QUANTITY	PART#
AA	Anchor	2	AC-00839020
BB	Screw	2	SC-83551331
CC	Metal Hook	4	MH-00100330
DD	Touch Up Pen	1	TP-05200000

PACKAGE CONTENTS



PART	DESCRIPTION	QUANTITY	PART#
A	Mirror	1	0128M2630GR-MI
AA	Anchor	2	AC-00839020
BB	Screw	2	SC-83551331
DD	Touch Up Pen	1	TP-05200000



Note: Tips for using touch-up pen (DD): For scratches, stroke in direction of scratch; for worn areas, stroke in direction of wood grain. Rub off excess colorant promptly with a soft cloth.

PRE-ASSEMBLY

PLANNING ASSEMBLY

Check the mirror for damage before installation. If any part of the mirror is missing or damaged, contact customer service at info@tjamerican.com.

TOOLS REQUIRED



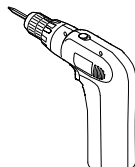
Safety goggles



Phillips screwdriver



Level



Power drill with drill bit.

ASSEMBLY

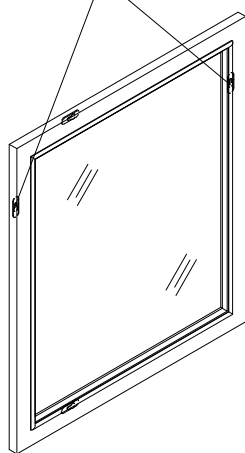
1. Pre-drilling holes for anchors

- Measure the dimension between the two metal hooks attached to the mirror.
- Use a pencil to mark the designed installation location on the wall.
- Pre-drill $\text{Ø}3/8" \times 1.75"$ ($\text{Ø}8 \times 45\text{mm}$) deep holes for anchors by using a drill.



Mirror can be hung in 2 directions 24.4" (620 mm) for vertical, 28.4" (722 mm) for horizontal. Hang it in any direction if you like.

24.4" (620 mm)

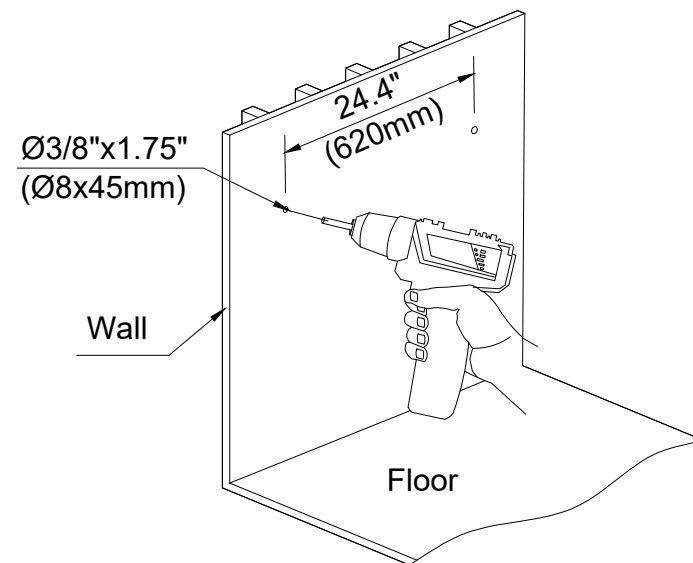


$\text{Ø}3/8" \times 1.75"$
($\text{Ø}8 \times 45\text{mm}$)

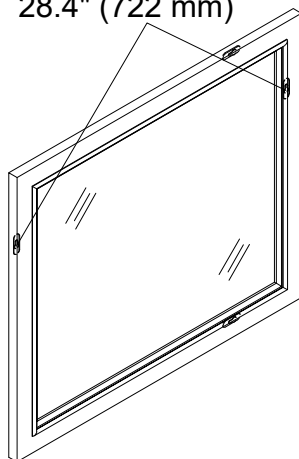
Wall

Floor

Option 1



28.4" (722 mm)

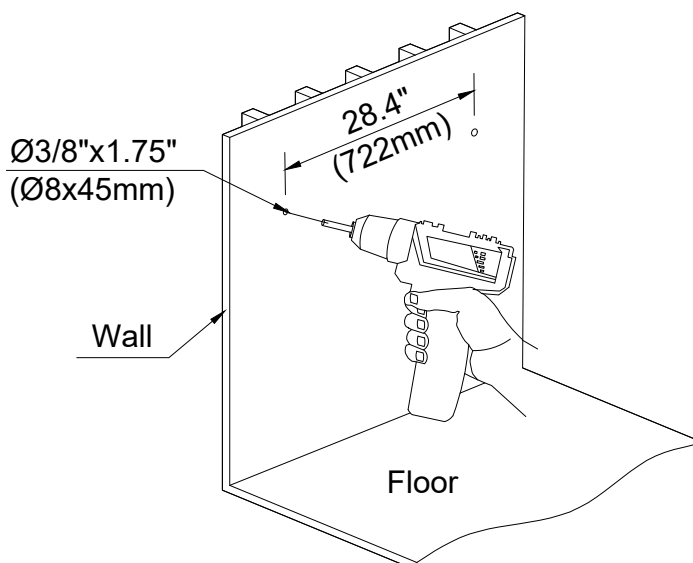


$\text{Ø}3/8" \times 1.75"$
($\text{Ø}8 \times 45\text{mm}$)

Wall

Floor

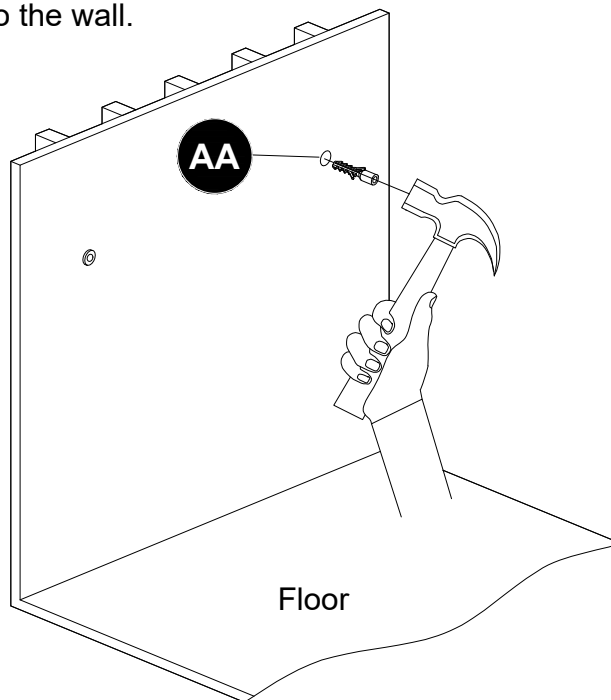
Option 2



ASSEMBLY

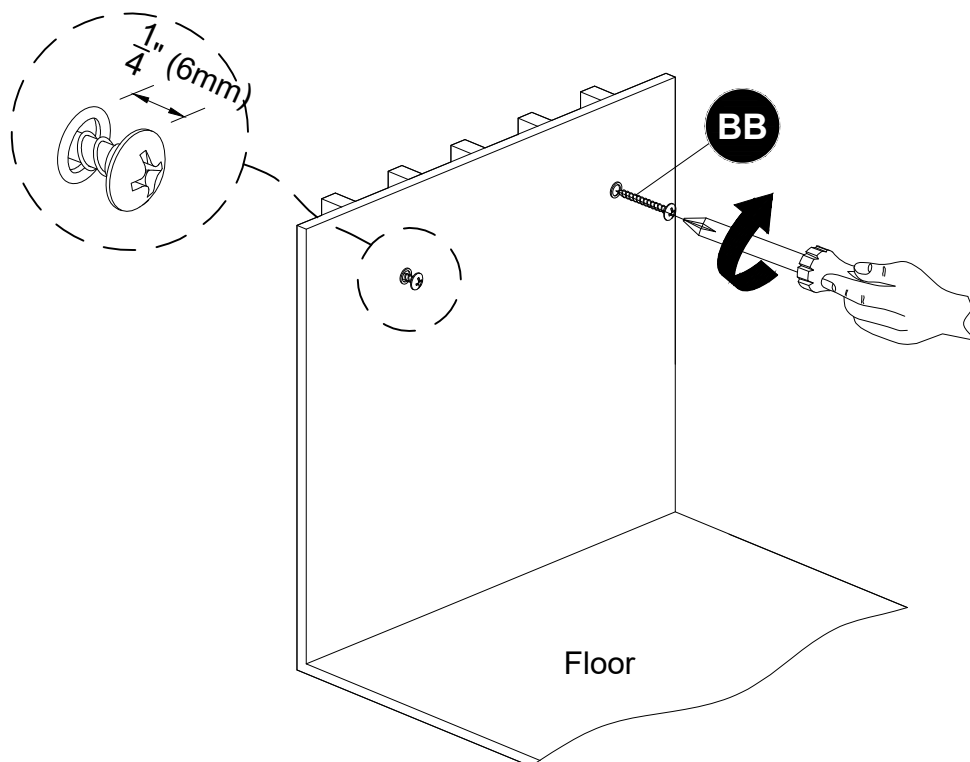
2. Installing the anchors into the wall

- Install the 2 anchors (AA) provided into the wall.



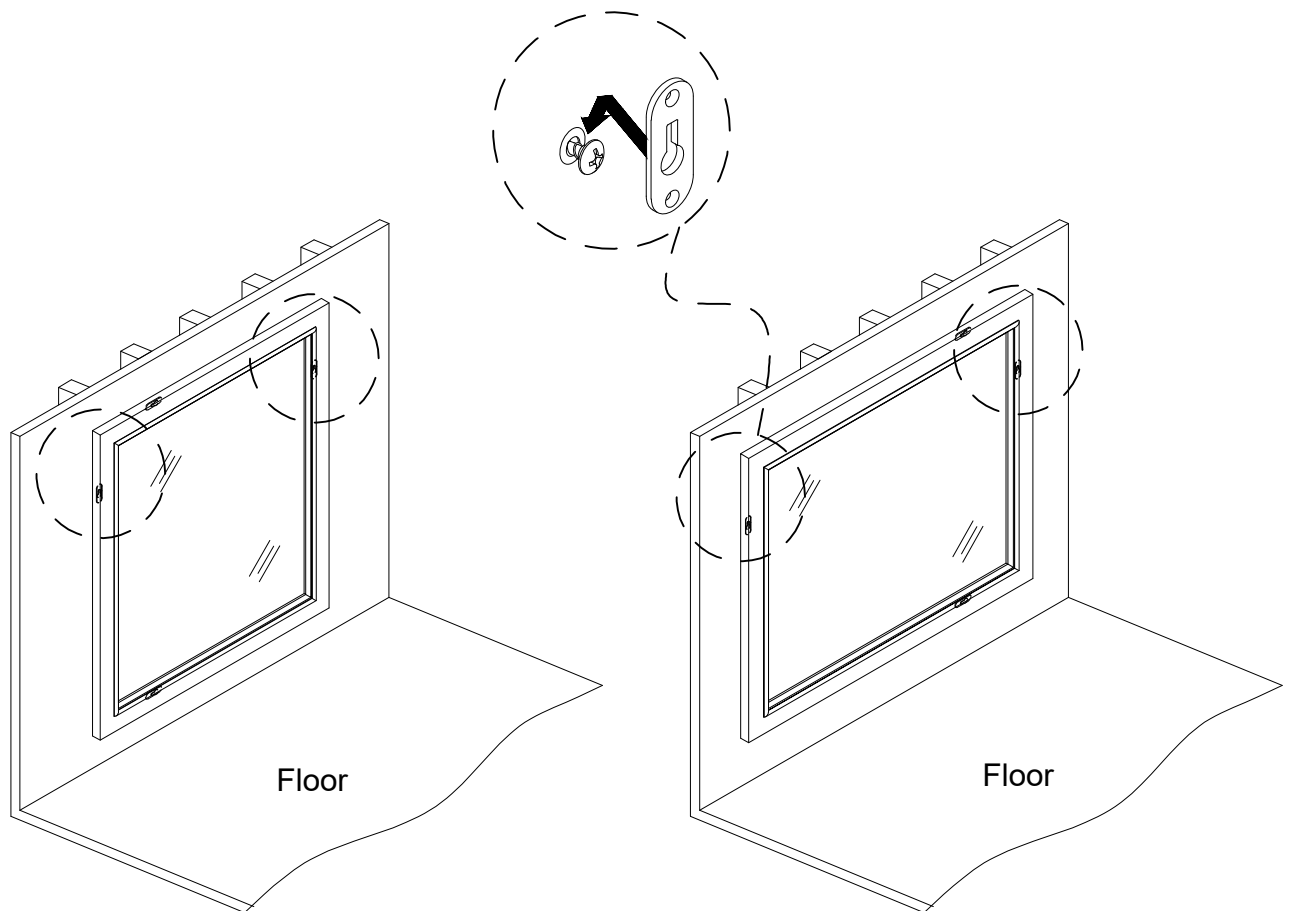
3. Tightening screws into the wall

- Insert the two screws (BB) into the anchors (AA). Leave a $\frac{1}{4}$ " (6mm) space between the screws (BB) and the wall.



ASSEMBLY

4. Hanging the mirror to the wall



WARRANTY

LIMITED LIFETIME WARRANTY

WHAT IS COVERED

TJAmerican LLC products are manufactured to superior quality standards and workmanship, and are backed by our limited lifetime warranty. TJAmerican LLC products are warranted to the original consumer purchaser to be free of defects in materials or workmanship. We will replace FREE OF CHARGE any product or part that proves defective. Simply return the product or part to any TJAmerican LLC retail location or info@tjamerican.com to receive the replacement item. Proof of purchase (original sales receipt) from the original consumer purchaser must be made available for all TJAmerican LLC warranty claims.

WHAT IS NOT COVERED

This warranty excludes incidental or consequential damages and failures due to misuse, abuse, or normal wear and tear. Some states and provinces do not allow the exclusion or limitation of incidental or consequential damages, so the above limitations may not apply to you. This warranty gives you specific legal rights, and you may also have other rights that vary from state to state and province to province. Please see a store or contact info@tjamerican.com for more details.