



**Kathryn®**  
Elongated toilet seat  
**K-4701-CP**

**Features**

- Exclusive seat design for Kathryn K-3324 and K-3484 toilets
- Polished Chrome hinges
- Coordinates with other products in the Kathryn collection

**Material**

- Molded wood



**Codes/Standards**




None Applicable

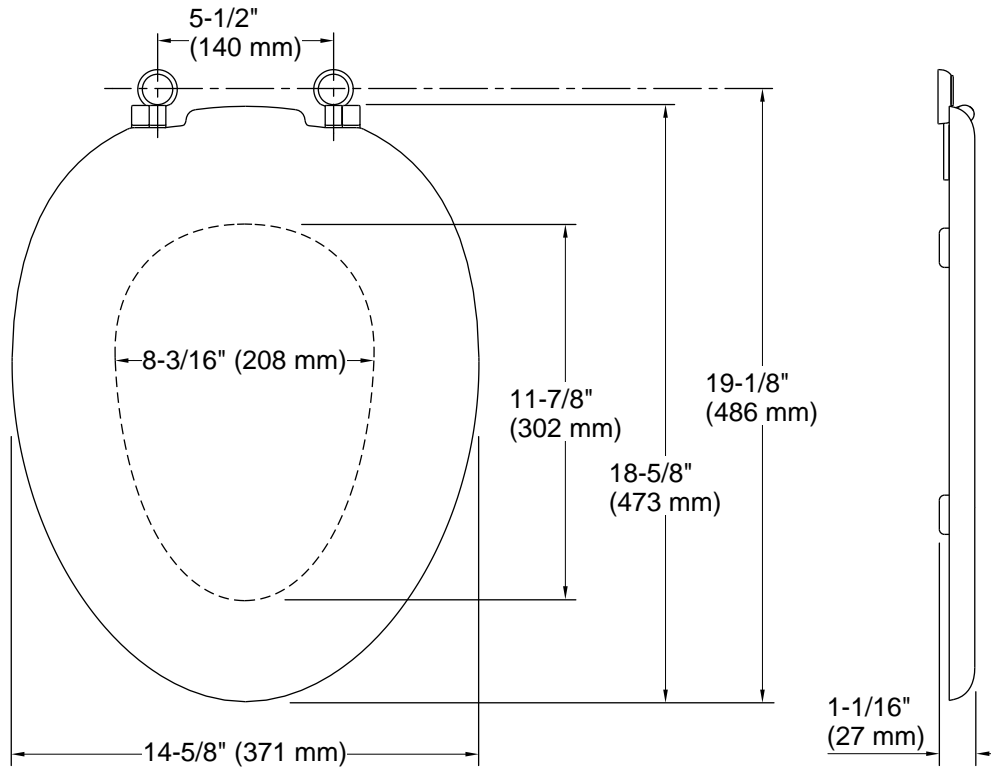
**KOHLER® One-Year Limited  
Warranty**

See website for detailed warranty information.

**Available Colors/Finishes**

*Color tiles intended for reference only.*

Color	Code	Description
	0	White
	96	Biscuit
	7	Black Black™



## Technical Information

All product dimensions are nominal.

Seat shape type: Elongated  
Seat front type: Closed-front  
Seat-mounting holes: 5-1/2" (140 mm)

## Notes

Install this product according to the installation guide.