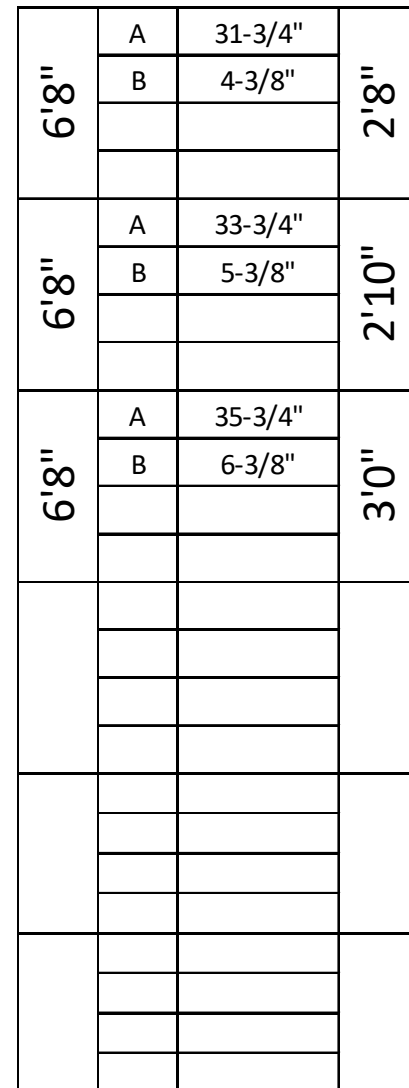


BELLEVILLE® FIBERGLASS DOORS  
WOOD OR METAL-EDGE STEEL DOORS

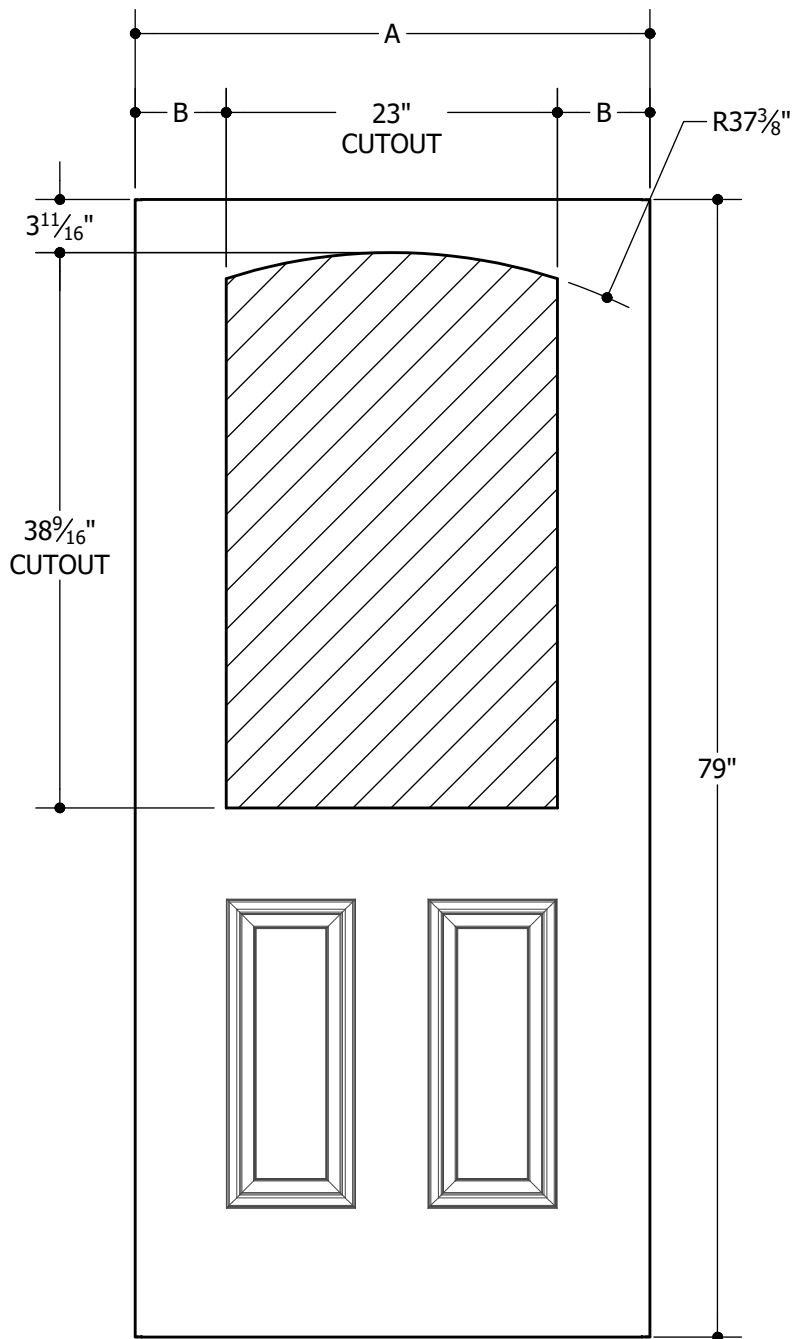
## Section XX XX.X.X



OAKCRAFT® FIBERGLASS DOORS

## Section XX XX.X.X

**107 SERIES (22" X 37" GLASS INSERT SIZE) 1 OF 3**  
MASONITE™ SPEC\*



6'8"	A	31-3/4"	2'8"
	B	4-3/8"	
6'8"	A	33-3/4"	2'10"
	B	5-3/8"	
6'8"	A	35-3/4"	3'0"
	B	6-3/8"	

**Options:**  
WOOD OR METAL-EDGE STEEL DOORS

**Note:**

1. Overall Length and Width Dimensions are +/- 1/16 inch

\*Available as Prem Spec

[www.masonite.com](http://www.masonite.com)

© 2017 Masonite International Corporation. All Rights Reserved.

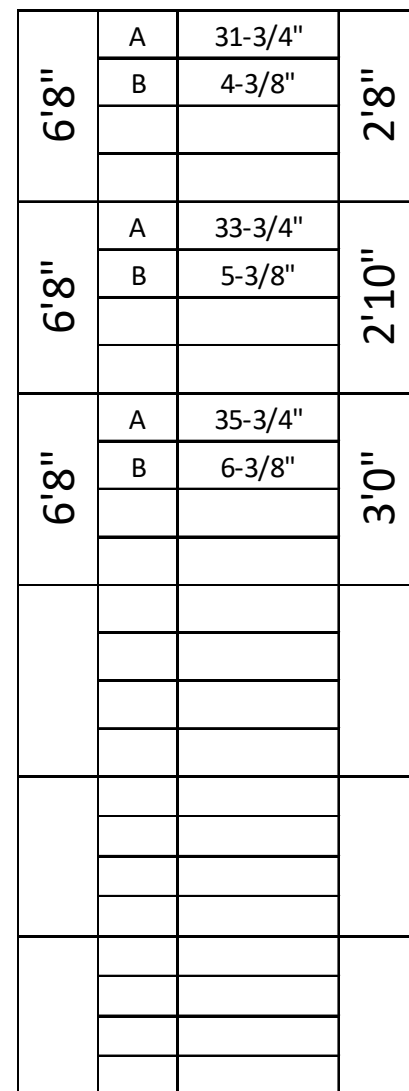
Our continuing program of product improvement makes specifications, design and product detail subject to change without notice.

Filename: TM-GL-107-68 001

Revision: A

Date: 01-23-2017

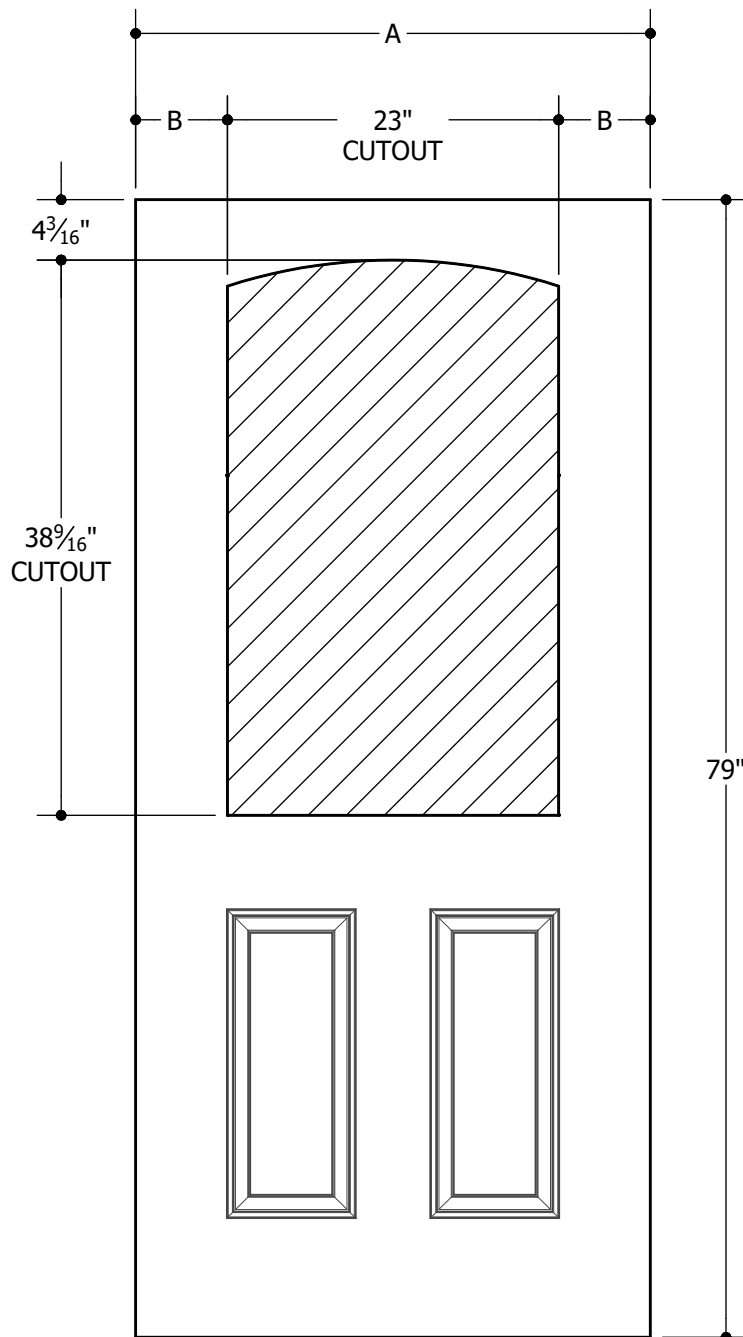
Section XX XX.X.X



BELLEVILLE® FIBERGLASS DOORS

## Section XX XX.X.X

**107 SERIES (22" X 37" GLASS INSERT SIZE) 3 OF 3**  
MASONITE™ SPEC\*



6'8"	A	31-3/4"	2'8"
	B	4-3/8"	
6'8"	A	33-3/4"	2'10"
	B	5-3/8"	
6'8"	A	35-3/4"	3'0"
	B	6-3/8"	

**Options:**  
OAKCRAFT® FIBERGLASS DOORS

**Note:**

1. Overall Length and Width Dimensions are +/- 1/16 inch

\*Available as Prem Spec

[www.masonite.com](http://www.masonite.com)

© 2017 Masonite International Corporation. All Rights Reserved.

Our continuing program of product improvement makes specifications, design and product detail subject to change without notice.

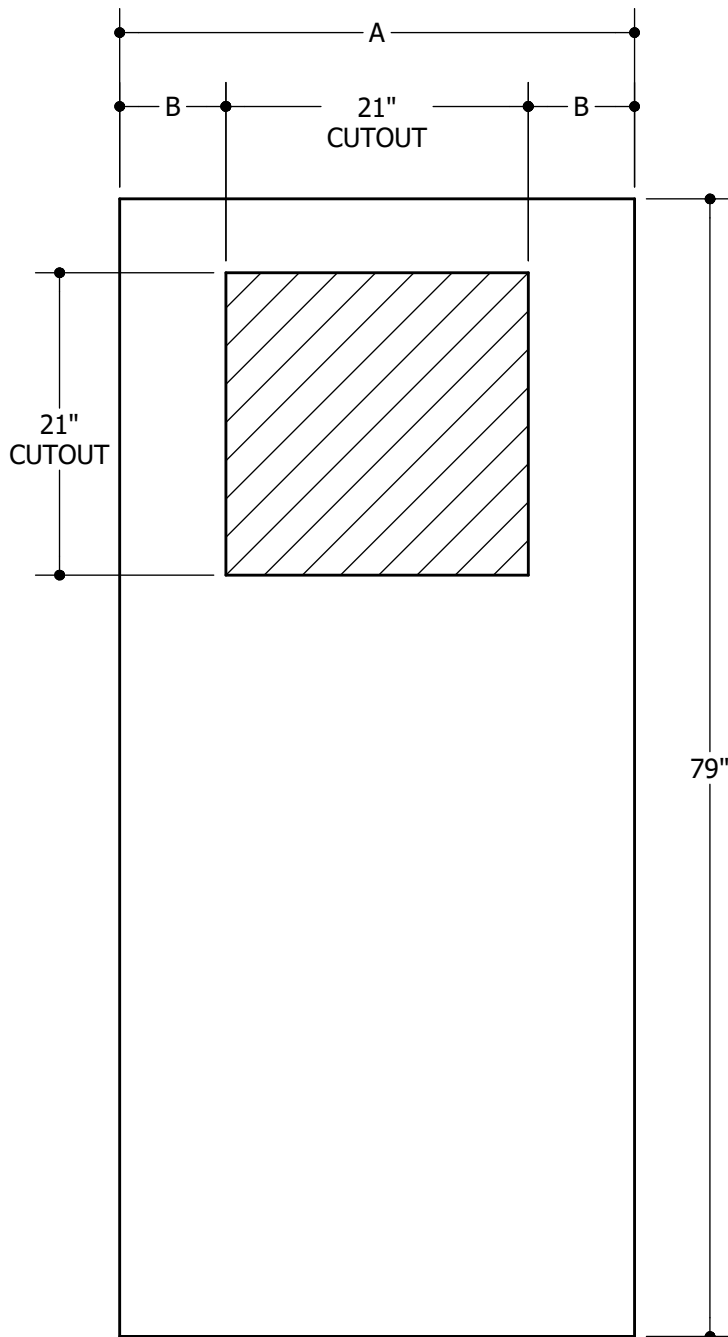
Filename: TM-GL-107-68 003

Revision: A

Date: 01-24-2017

Section XX XX.X.X

**108 SERIES (20" X 20" GLASS INSERT SIZE)**  
MASONITE™ SPEC\*



6'8"	A	29-3/4"	2'6"
	B	4-3/8"	
6'8"	A	31-3/4"	2'8"
	B	5-3/8"	
6'8"	A	33-3/4"	2'10"
	B	6-3/8"	
6'8"	A	35-3/4"	3'0"
	B	7-3/8"	

**Options:**

BELLEVILLE® FIBERGLASS DOORS  
OAKCRAFT® FIBERGLASS DOORS  
WOOD OR METAL-EDGE STEEL DOORS

**Note:**

1. Overall Length and Width Dimensions are +/- 1/16 inch

\*Available as Prem Spec

[www.masonite.com](http://www.masonite.com)

© 2017 Masonite International Corporation. All Rights Reserved.

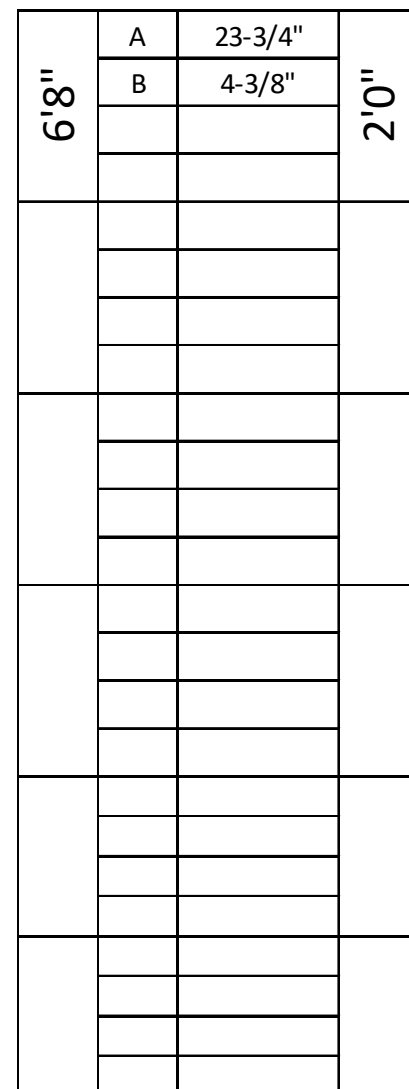
Our continuing program of product improvement makes specifications, design and product detail subject to change without notice.

Filename: TM-GL-108-68 001

Revision: A

Date: 01-24-2017

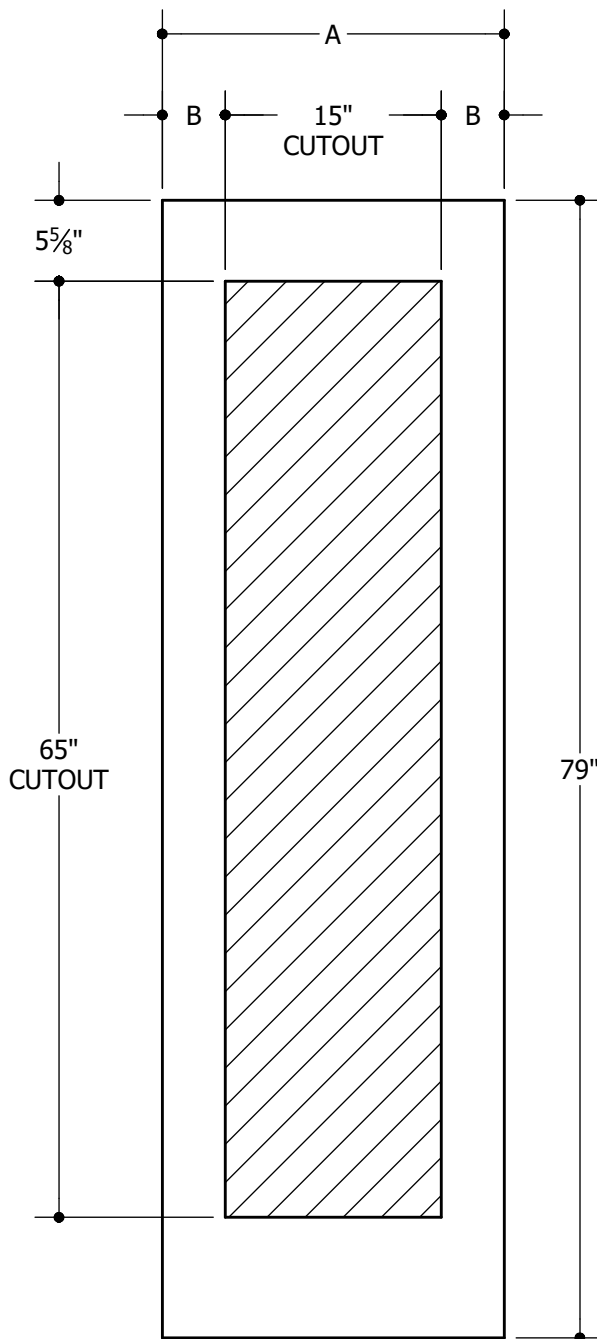
Section XX XX.X.X



BELLEVILLE® FIBERGLASS DOORS  
WOOD OR METAL-EDGE STEEL DOORS

## Section XX XX.X.X

**114 SERIES (14" X 64" GLASS INSERT SIZE) 2 OF 2**  
MASONITE™ SPEC\*



6'8"	A	23-3/4"	2'0"
	B	4-3/8"	

**Options:**  
OAKCRAFT® FIBERGLASS DOORS

**Note:**

1. Overall Length and Width Dimensions are +/- 1/16 inch

\*Available as Prem Spec

[www.masonite.com](http://www.masonite.com)

© 2017 Masonite International Corporation. All Rights Reserved.

Our continuing program of product improvement makes specifications, design and product detail subject to change without notice.

Filename: TM-GL-114-68 002

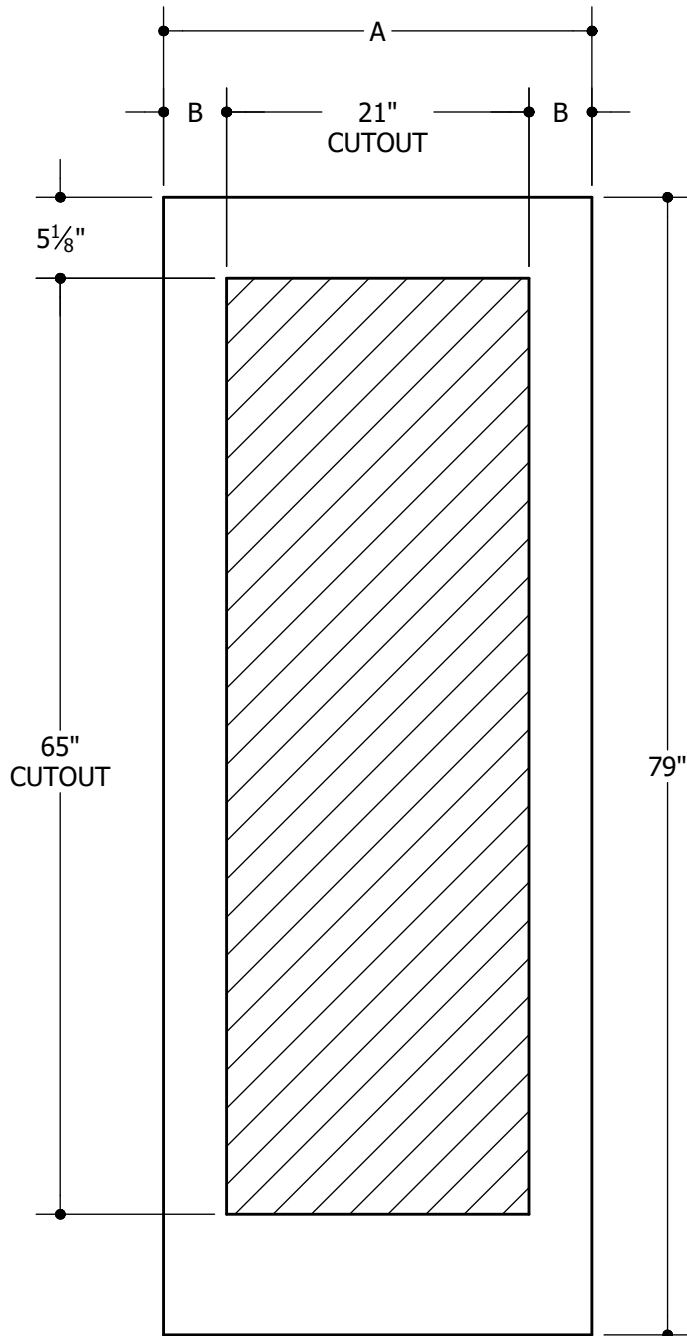
Revision: A

Date: 01-24-2017

Section XX XX.X.X



**120 SERIES (20" X 64" GLASS INSERT SIZE) 1 OF 2**  
MASONITE™ SPEC\*



6'8"	A	29-3/4"	2'6"
	B	4-3/8"	

**Options:**

BELLEVILLE® FIBERGLASS DOORS  
WOOD OR METAL-EDGE STEEL DOORS

**Note:**

1. Overall Length and Width Dimensions are +/- 1/16 inch

\*Available as Prem Spec

[www.masonite.com](http://www.masonite.com)

© 2017 Masonite International Corporation. All Rights Reserved.

Our continuing program of product improvement makes specifications, design and product detail subject to change without notice.

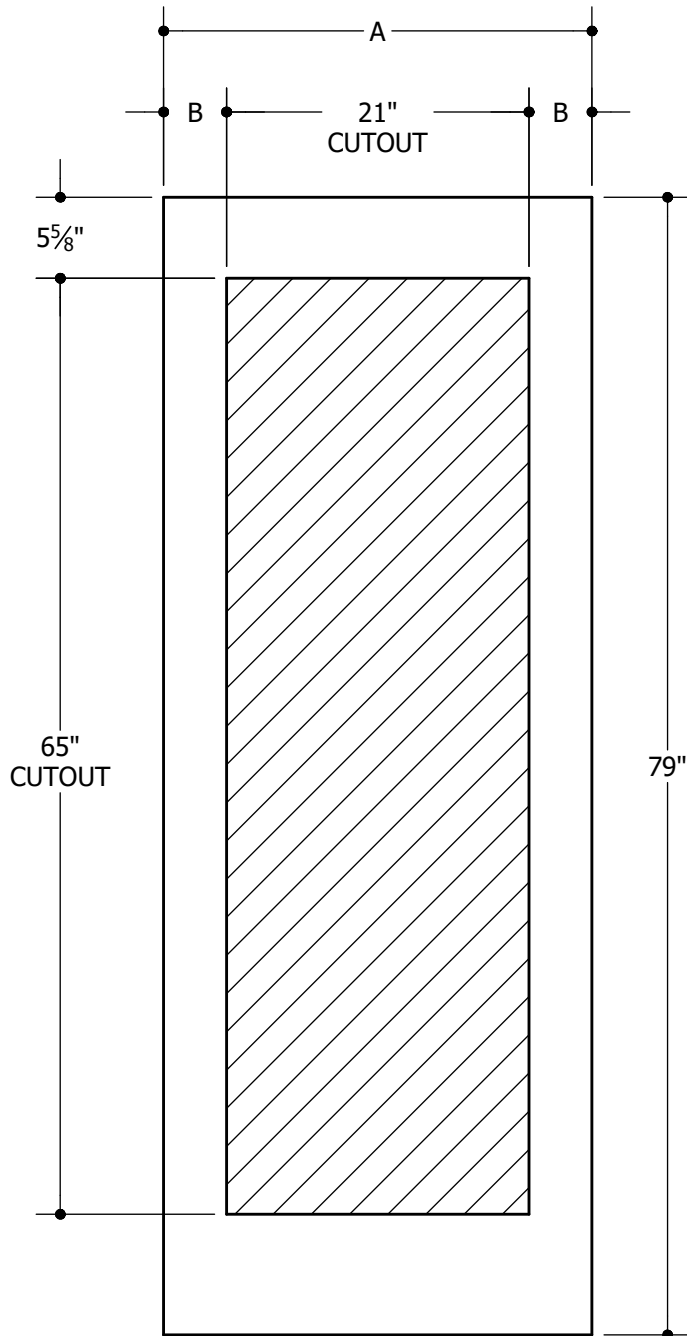
Filename: TM-GL-120-68 001

Revision: A

Date: 12-20-2016

Section XX XX.X.X

**120 SERIES (20" X 64" GLASS INSERT SIZE) 2 OF 2**  
MASONITE™ SPEC\*



6'8"	A	29-3/4"	2'6"
	B	4-3/8"	

**Options:**  
OAKCRAFT® FIBERGLASS DOORS

**Note:**

1. Overall Length and Width Dimensions are +/- 1/16 inch

\*Available as Prem Spec

[www.masonite.com](http://www.masonite.com)

© 2017 Masonite International Corporation. All Rights Reserved.

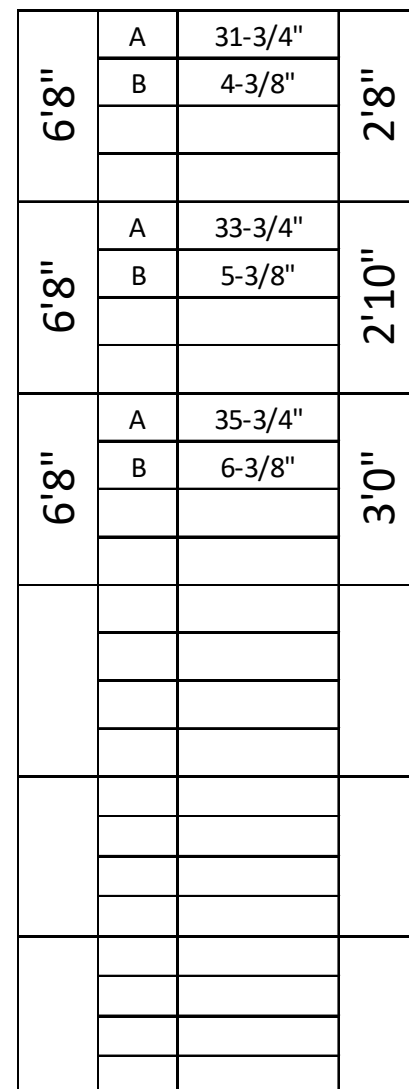
Our continuing program of product improvement makes specifications, design and product detail subject to change without notice.

Filename: TM-GL-120-68 002

Revision: A

Date: 12-20-2016

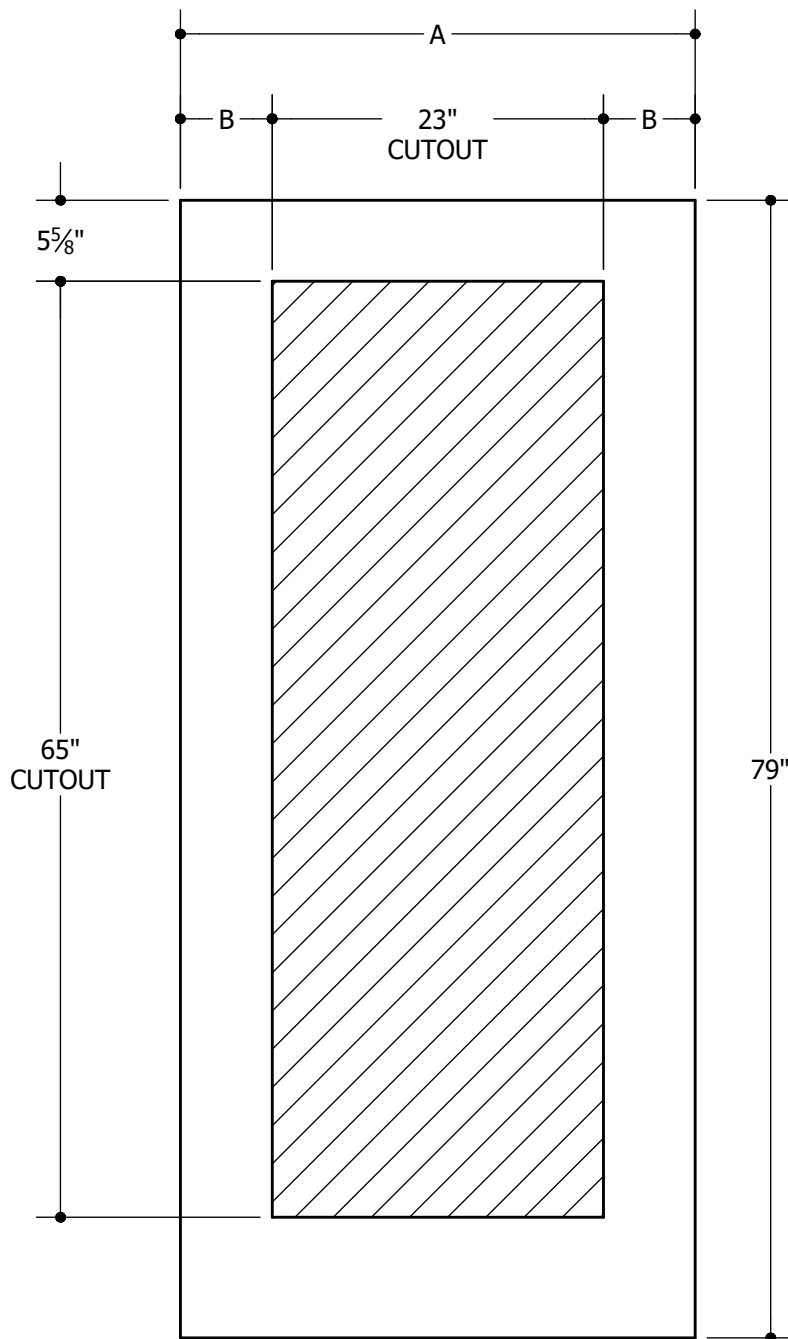
Section XX XX.X.X



BELLEVILLE® FIBERGLASS DOORS  
WOOD OR METAL-EDGE STEEL DOORS

## Section XX XX.X.X

**122 SERIES (22" X 64" GLASS INSERT SIZE) 2 OF 2**  
MASONITE™ SPEC\*



6'8"	A	31-3/4"	2'8"
	B	4-3/8"	
6'8"	A	33-3/4"	2'10"
	B	5-3/8"	
6'8"	A	35-3/4"	3'0"
	B	6-3/8"	

**Options:**  
OAKCRAFT® FIBERGLASS DOORS

**Note:**

1. Overall Length and Width Dimensions are +/- 1/16 inch

\*Available as Prem Spec

[www.masonite.com](http://www.masonite.com)

© 2017 Masonite International Corporation. All Rights Reserved.

Our continuing program of product improvement makes specifications, design and product detail subject to change without notice.

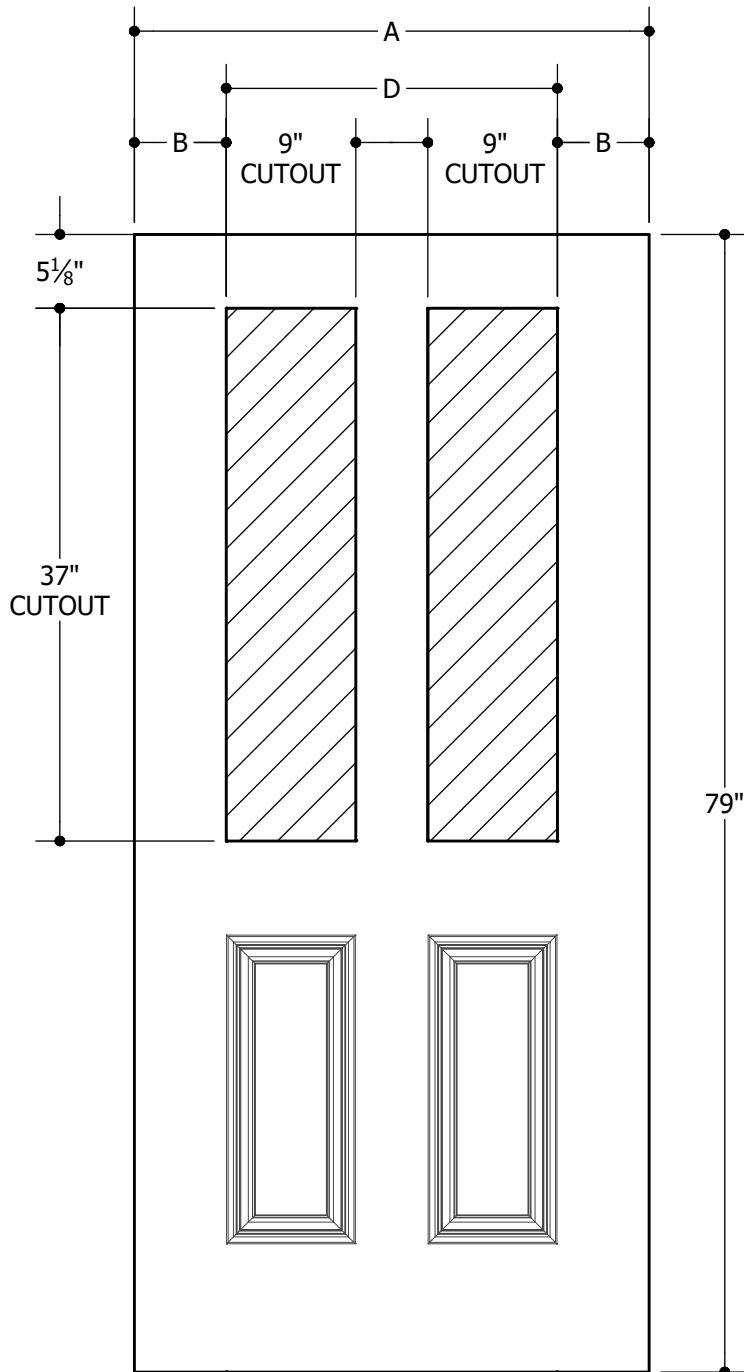
Filename: TM-GL-122-68 002

Revision: A

Date: 01-24-2017

Section XX XX.X.X

**129 SERIES (8" X 36" GLASS INSERT SIZE) 1 OF 4**  
MASONITE™ SPEC\*



6'8"	A	29-3/4"	2'6"
	B	4-3/8"	
	C	3"	
	D	21"	
6'8"	A	31-3/4"	2'8"
	B	4-3/8"	
	C	5"	
	D	23"	
6'8"	A	33-3/4"	2'10"
	B	5-3/8"	
	C	5"	
	D	23"	
6'8"	A	35-3/4"	3'0"
	B	6-3/8"	
	C	5"	
	D	23"	

**Options:**

BELLEVILLE® FIBERGLASS DOORS  
WOOD OR METAL-EDGE STEEL DOORS

**Note:**

1. Overall Length and Width Dimensions are +/- 1/16 inch

\*Available as Prem Spec

[www.masonite.com](http://www.masonite.com)

© 2017 Masonite International Corporation. All Rights Reserved.

Our continuing program of product improvement makes specifications, design and product detail subject to change without notice.

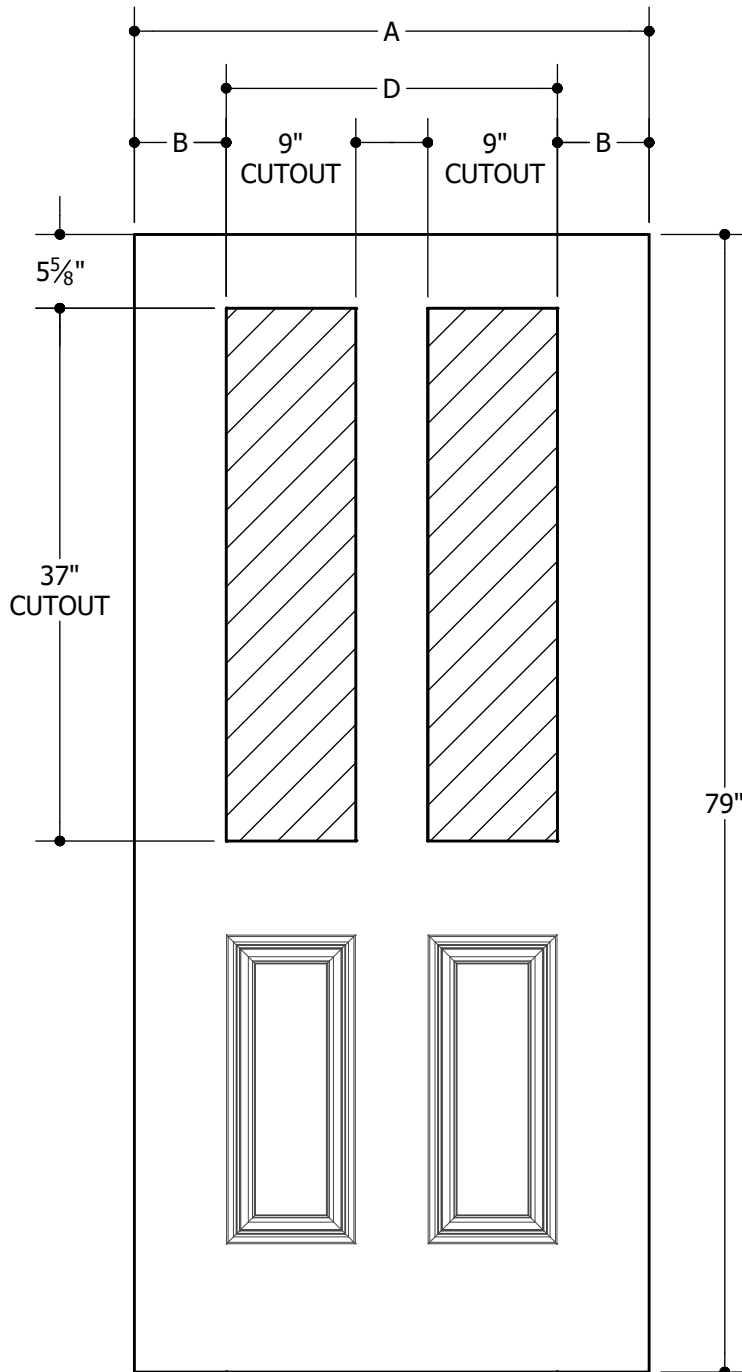
Filename: TM-129-68 001

Revision: A

Date: 01-25-2017

Section XX XX.X.X

**129 SERIES (8" X 36" GLASS INSERT SIZE) 2 OF 4**  
MASONITE™ SPEC\*



6'8"	A	29-3/4"	2'6"
	B	4-3/8"	
	C	3"	
	D	21"	
6'8"	A	31-3/4"	2'8"
	B	4-3/8"	
	C	5"	
	D	23"	
6'8"	A	33-3/4"	2'10"
	B	5-3/8"	
	C	5"	
	D	23"	
6'8"	A	35-3/4"	3'0"
	B	6-3/8"	
	C	5"	
	D	23"	

**Options:**  
OAKCRAFT® FIBERGLASS DOORS

**Note:**

1. Overall Length and Width Dimensions are +/- 1/16 inch

\*Available as Prem Spec

[www.masonite.com](http://www.masonite.com)

© 2017 Masonite International Corporation. All Rights Reserved.

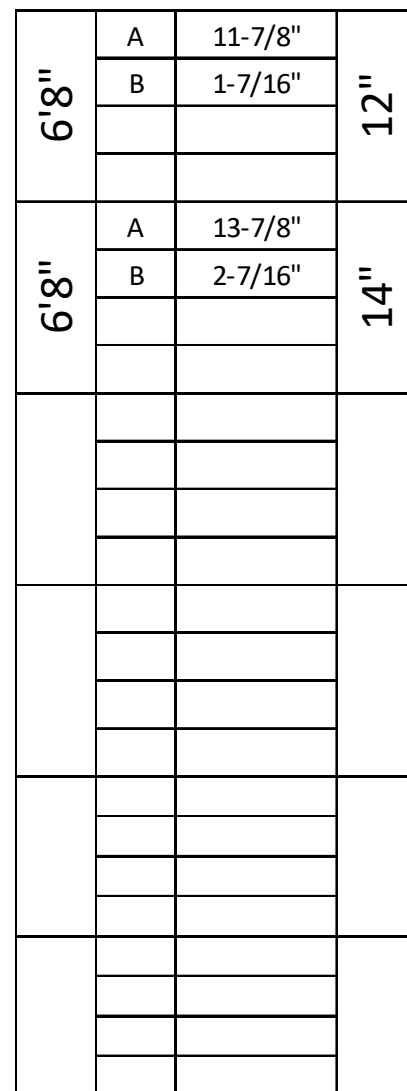
Our continuing program of product improvement makes specifications, design and product detail subject to change without notice.

Filename: TM-129-68 002

Revision: A

Date: 01-25-2017

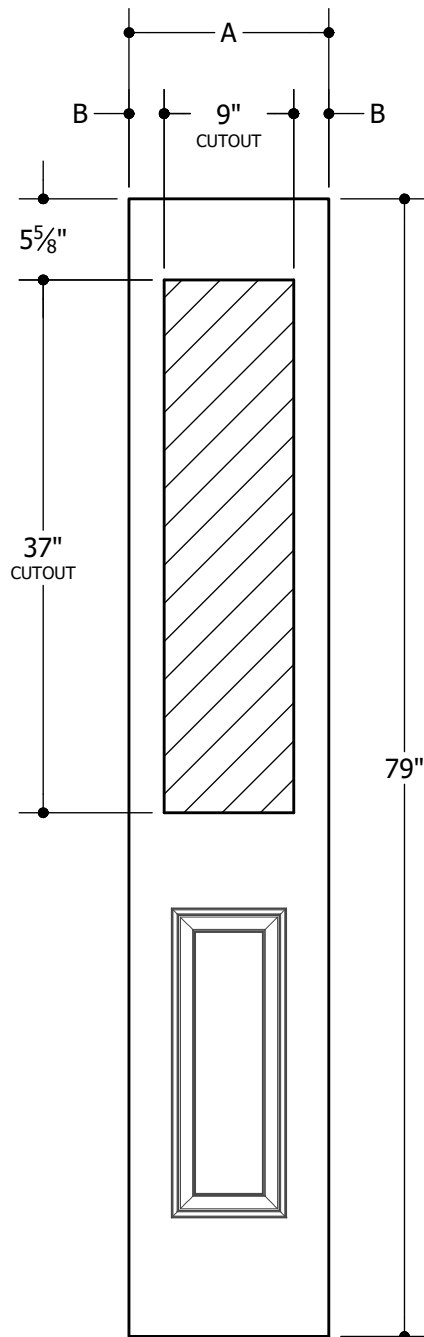
Section XX XX.X.X



BELLEVILLE® FIBERGLASS SIDELITES  
WOOD OR METAL-EDGE STEEL SIDELITES

Filename: TM-GL-129-68 003  
Revision: A  
Date: 01-27-2017  
Section XX XX.XX

**129 (8" X 36" GLASS INSERT SIZE) 4 OF 4**  
MASONITE™ SPEC\*



6'8"	A	11-7/8"	12"
	B	1-7/16"	
6'8"	A	13-7/8"	14"
	B	2-7/16"	

**Options:**  
OAKCRAFT® FIBERGLASS SIDELITES

**Note:**

1. Overall Length and Width Dimensions are +/- 1/16 inch

\*Available as Prem Spec

[www.masonite.com](http://www.masonite.com)

© 2017 Masonite International Corporation. All Rights Reserved.

Our continuing program of product improvement makes specifications, design and product detail subject to change without notice.

Filename: TM-GL-129-68 004

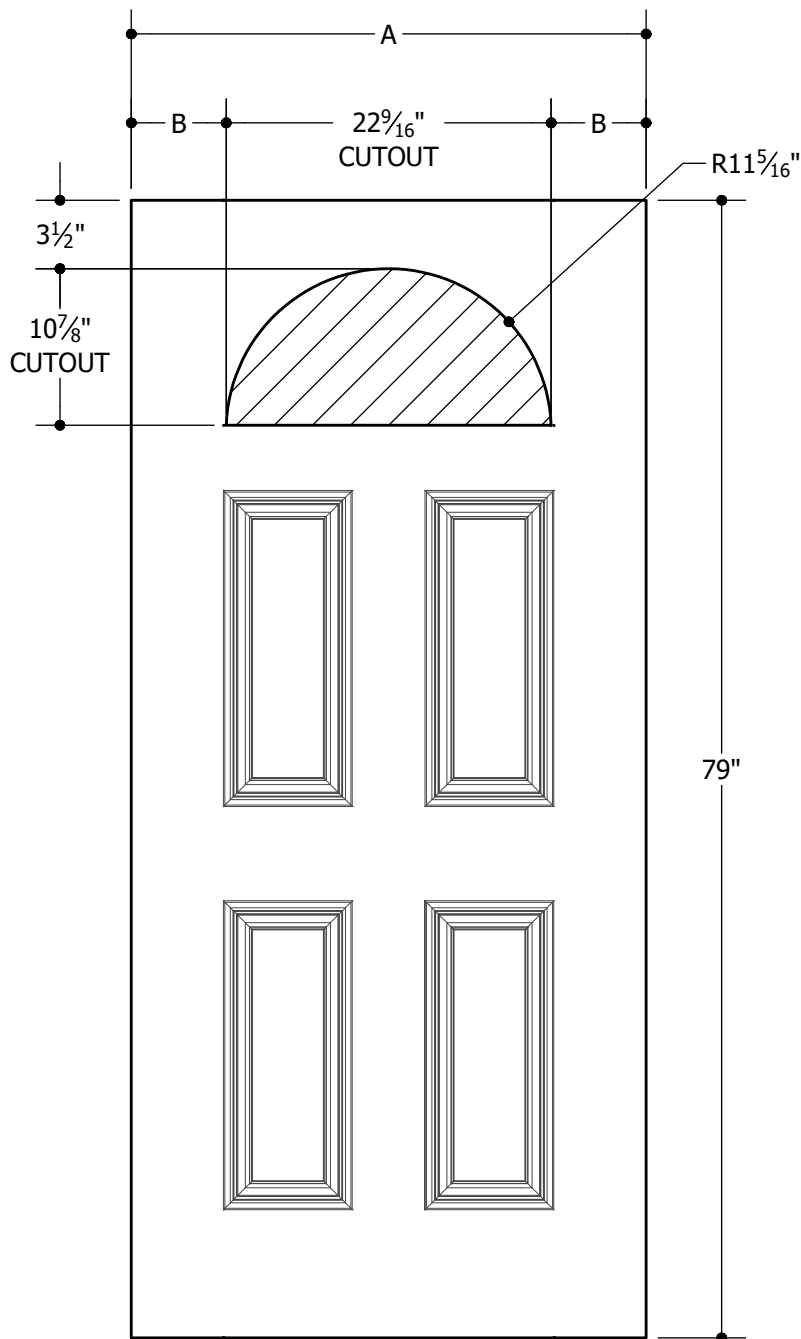
Revision: A

Date: 01-27-2017

Section XX XX.X.X



**135 SERIES (22" X 10" GLASS INSERT SIZE) 1 OF 3**  
MASONITE™ SPEC\*



6'8"	A	31-3/4"	2'8"
	B	4-19/32"	
6'8"	A	33-3/4"	2'10"
	B	5-19/32"	
6'8"	A	35-3/4"	3'0"
	B	6-19/32"	

**Options:**  
WOOD OR METAL STEEL DOORS

**Note:**

1. Overall Length and Width Dimensions are +/- 1/16 inch

\*Available as Prem Spec

[www.masonite.com](http://www.masonite.com)

© 2017 Masonite International Corporation. All Rights Reserved.

Our continuing program of product improvement makes specifications, design and product detail subject to change without notice.

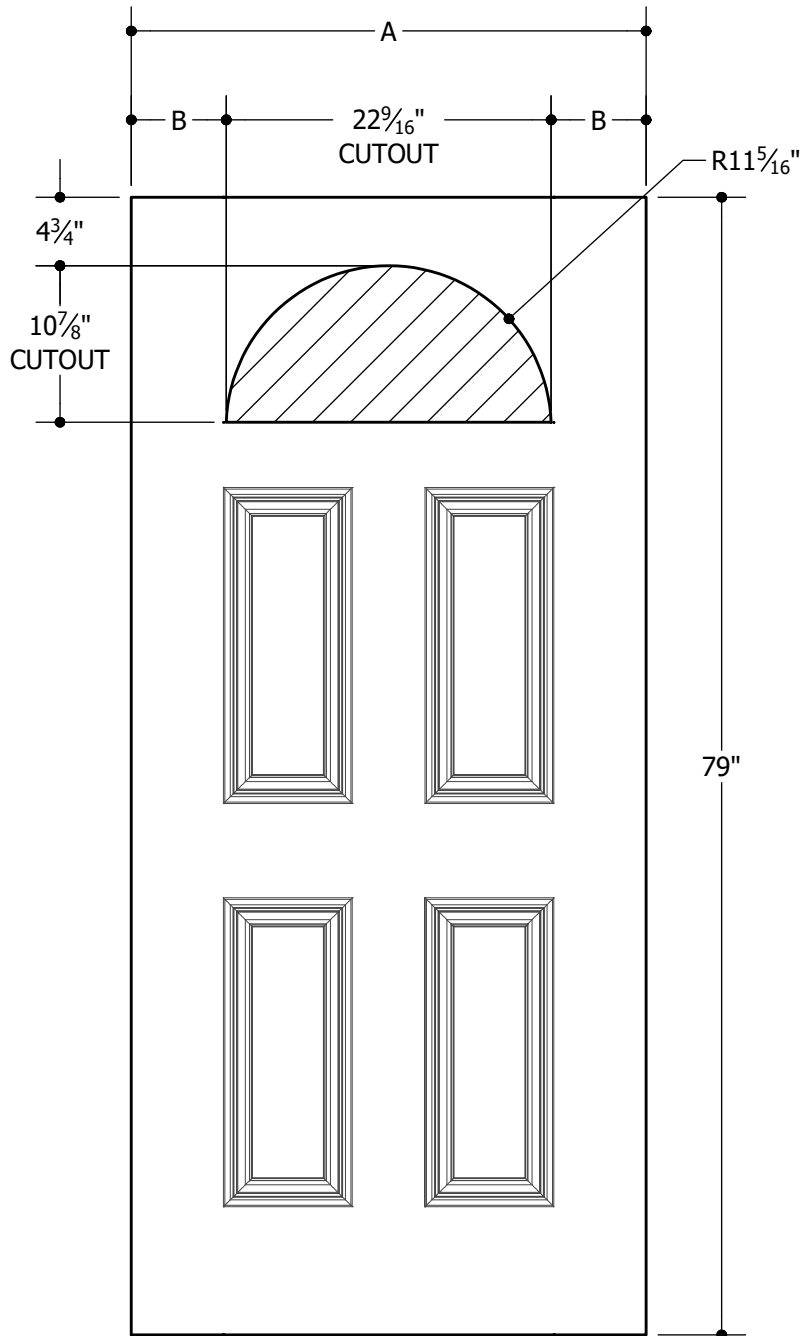
Filename: TM-GL-135-68 001

Revision: A

Date: 01-25-2017

Section XX XX.X.X

**135 SERIES (22" X 10" GLASS INSERT SIZE) 2 OF 3**  
MASONITE™ SPEC\*



6'8"	A	31-3/4"	2'8"
	B	4-19/32"	
6'8"	A	33-3/4"	2'10"
	B	5-19/32"	
6'8"	A	35-3/4"	3'0"
	B	6-19/32"	

**Options:**  
BELLEVILLE® FIBERGLASS DOORS

**Note:**

1. Overall Length and Width Dimensions are +/- 1/16 inch

\*Available as Prem Spec

[www.masonite.com](http://www.masonite.com)

© 2017 Masonite International Corporation. All Rights Reserved.

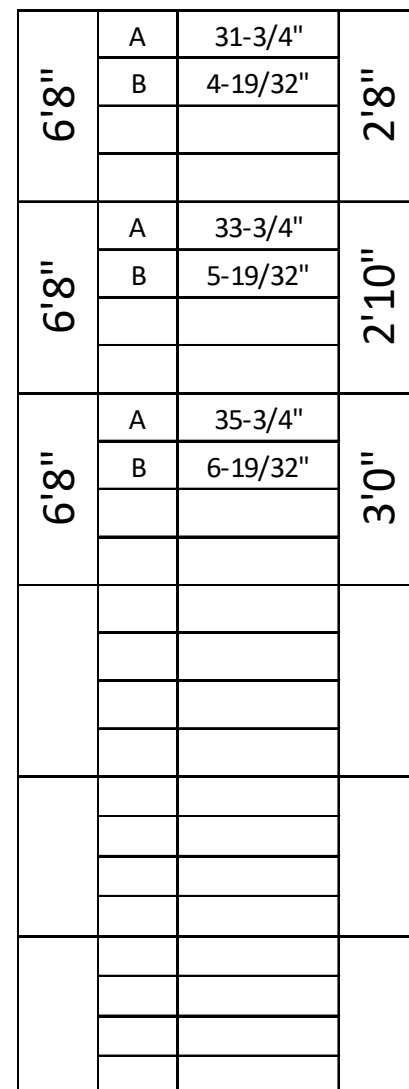
Our continuing program of product improvement makes specifications, design and product detail subject to change without notice.

Filename: TM-GL-135-68 002

Revision: A

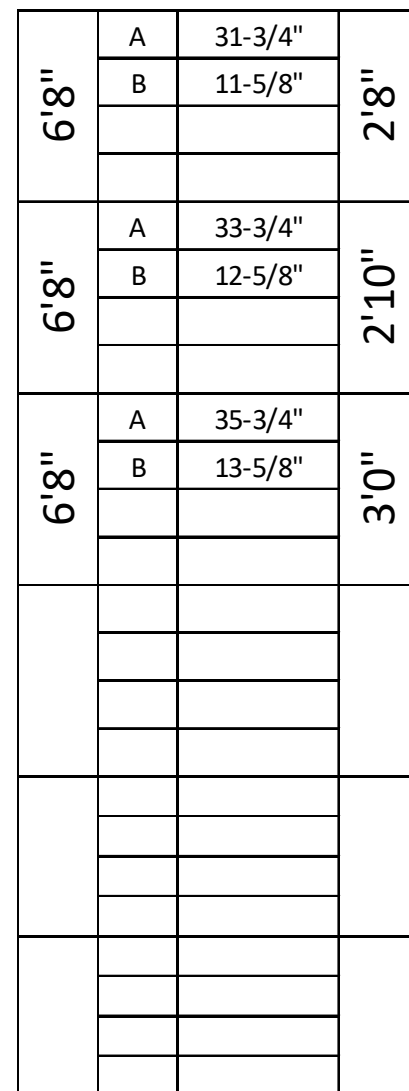
Date: 01-25-2017

Section XX XX.X.X



## OAKCRAFT® FIBERGLASS DOORS

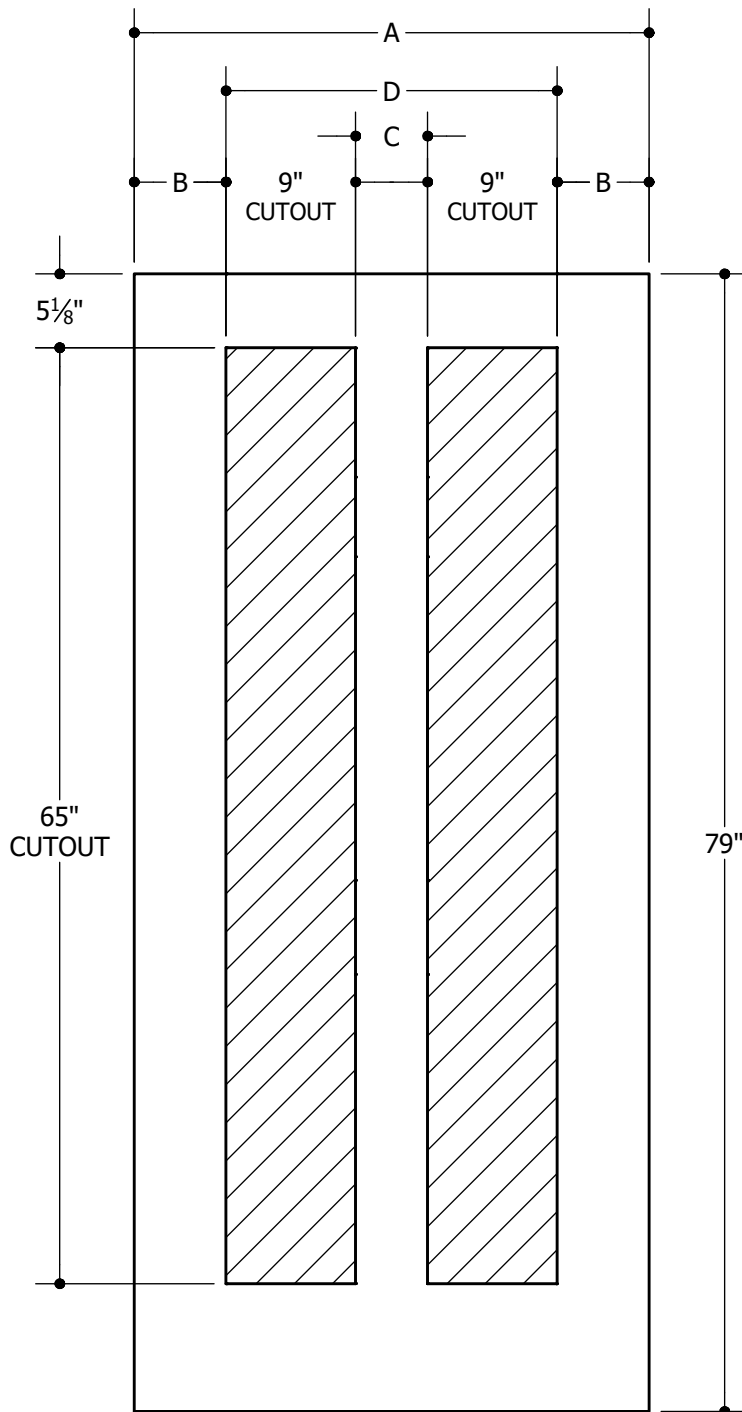
## Section XX XX.X.X



WOOD OR METAL-EDGE STEEL DOORS

## Section XX XX.X.X

**151 SERIES (8" X 64" GLASS INSERT SIZE) 1 OF 4**  
MASONITE™ SPEC\*



6'8"	A	29-3/4"	2'6"
	B	4-3/8"	
	C	3"	
	D	21"	
6'8"	A	31-3/4"	2'8"
	B	4-3/8"	
	C	5"	
	D	23"	
6'8"	A	33-3/4"	2'10"
	B	5-3/8"	
	C	5"	
	D	23"	
6'8"	A	35-3/4"	3'0"
	B	6-3/8"	
	C	5"	
	D	23"	

**Options:**

BELLEVILLE® FIBERGLASS DOORS  
WOOD OR METAL-EDGE STEEL DOORS

**Note:**

1. Overall Length and Width Dimensions are +/- 1/16 inch

\*Available as Prem Spec

[www.masonite.com](http://www.masonite.com)

© 2017 Masonite International Corporation. All Rights Reserved.

Our continuing program of product improvement makes specifications, design and product detail subject to change without notice.

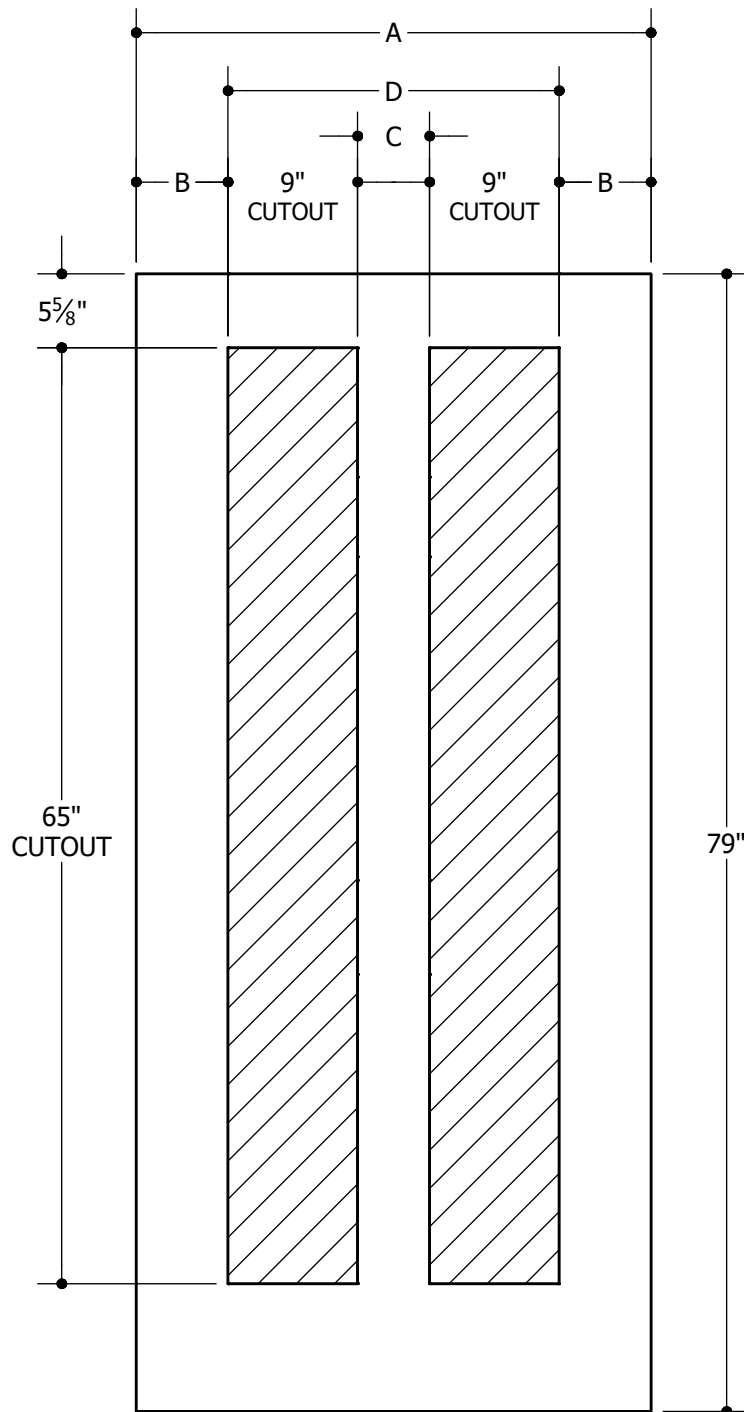
Filename: TM-GL-151-68 001

Revision: A

Date: 01-25-2017

Section XX XX.X.X

**151 SERIES (8" X 64" GLASS INSERT SIZE) 2 OF 4**  
MASONITE™ SPEC\*



6'8"	A	29-3/4"	2'6"
	B	4-3/8"	
	C	3"	
	D	21"	
6'8"	A	31-3/4"	2'8"
	B	4-3/8"	
	C	5"	
	D	23"	
6'8"	A	33-3/4"	2'10"
	B	5-3/8"	
	C	5"	
	D	23"	
6'8"	A	35-3/4"	3'0"
	B	6-3/8"	
	C	5"	
	D	23"	

**Options:**  
OAKCRAFT® FIBERGLASS DOORS

**Note:**

1. Overall Length and Width Dimensions are +/- 1/16 inch

\*Available as Prem Spec

[www.masonite.com](http://www.masonite.com)

© 2017 Masonite International Corporation. All Rights Reserved.

Our continuing program of product improvement makes specifications, design and product detail subject to change without notice.

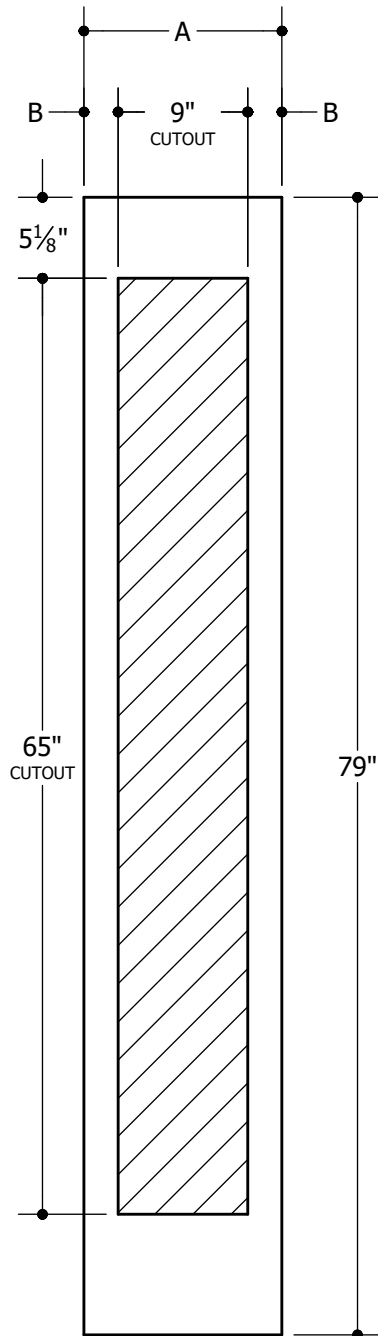
Filename: TM-GL-151-68 002

Revision: A

Date: 01-25-2017

Section XX XX.X.X

**151 SERIES (8" X 64" GLASS INSERT SIZE) 3 OF 4**  
MASONITE™ SPEC\*



6'8"	A	11-7/8"	12"
	B	1-7/16"	
6'8"	A	13-7/8"	14"
	B	2-7/16"	

**Options:**

BELLEVILLE® FIBERGLASS SIDELITES  
WOOD-EDGE STEEL SIDELITES

**Note:**

1. Overall Length and Width Dimensions are +/- 1/16 inch

\*Available as Prem Spec

[www.masonite.com](http://www.masonite.com)

© 2017 Masonite International Corporation. All Rights Reserved.

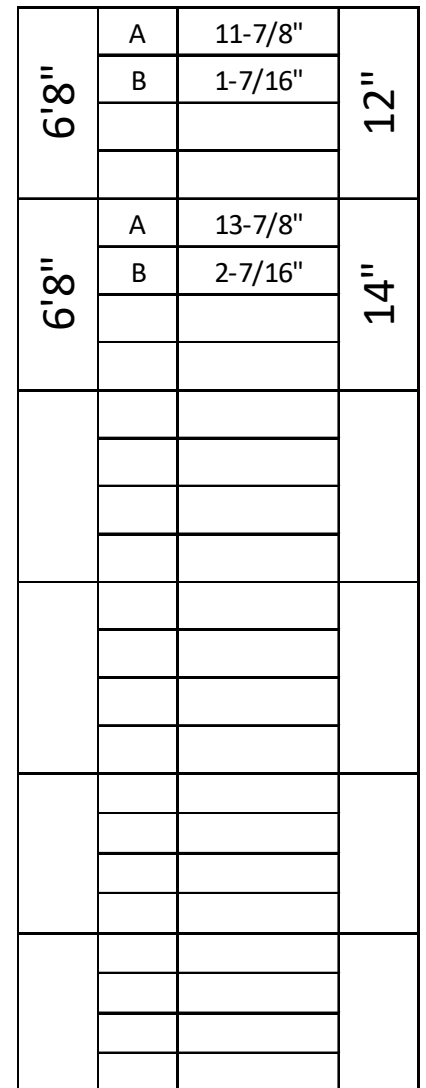
Our continuing program of product improvement makes specifications, design and product detail subject to change without notice.

Filename: TM-GL-151-68 003

Revision: B

Date: 06-14-2017

Section XX XX.X.X

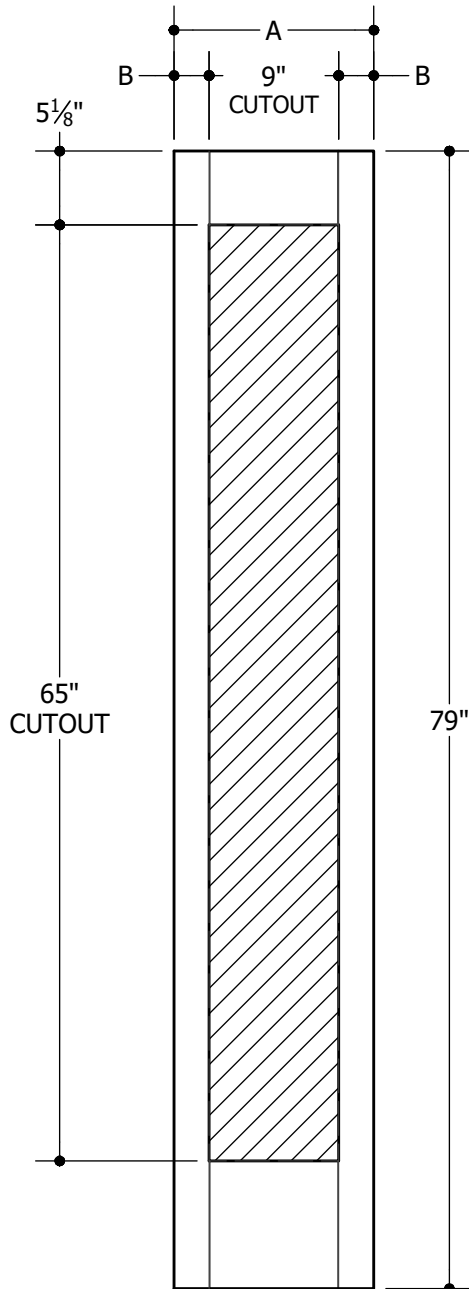


## OAKCRAFT® FIBERGLASS SIDELITES

Filename: TM-XXX-XX-XX-68 004  
Revision: A  
Date: 01-27-2017  
Section XX XX.X.X



**151 SERIES (8" X 64" GLASS INSERT SIZE)**  
MASONITE™ SPEC\*



6'8"	A	11-7/8"	1'0"
	B	1-7/16"	
6'8"	A	13-7/8"	1'2"
	B	2-7/16"	

**Options:**  
HERITAGE CRAFTSMAN® FIBERGLASS DOORS

**Note:**

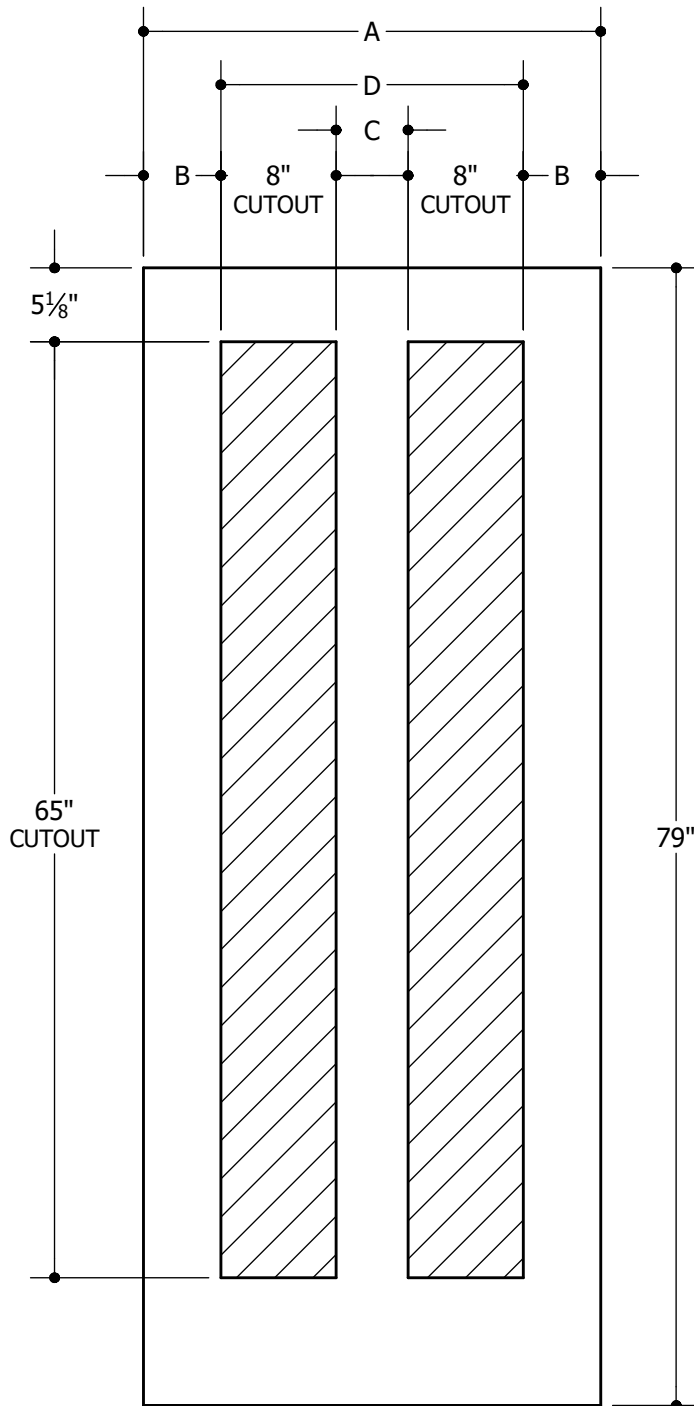
1. Overall Length and Width Dimensions are +/- 1/16 inch

\*Available as Prem Spec  
[www.masonite.com](http://www.masonite.com)

© 2017 Masonite International Corporation. All Rights Reserved.  
Our continuing program of product improvement makes specifications, design and product detail subject to change without notice.

Filename: TM-GL-HERITAGE CRFT 151-68 001  
Revision: A  
Date: 08-01-2017  
Section XX XX.X.X

**152 SERIES (7" X 64" GLASS INSERT SIZE) 1 OF 4**  
MASONITE™ SPEC\*



6'8"	A	29-3/4"	2'6"
	B	4-3/8"	
	C	5"	
	D	21"	
6'8"	A	31-3/4"	2'8"
	B	5-3/8"	
	C	5"	
	D	21"	

**Options:**

BELLEVILLE® FIBERGLASS DOORS  
WOOD OR METAL-EDGE DOORS

**Note:**

1. Overall Length and Width Dimensions are +/- 1/16 inch

\*Available as Prem Spec

[www.masonite.com](http://www.masonite.com)

© 2017 Masonite International Corporation. All Rights Reserved.

Our continuing program of product improvement makes specifications, design and product detail subject to change without notice.

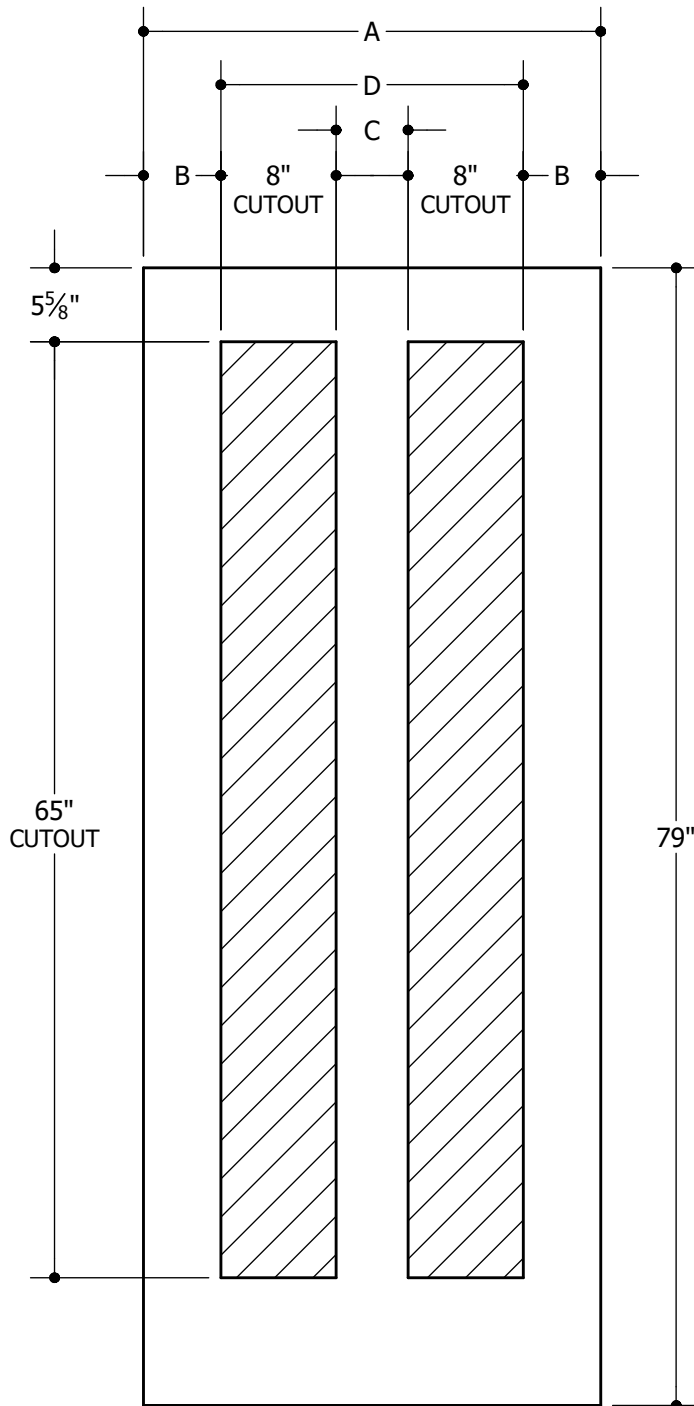
Filename: TM-GL-152-68 001

Revision: A

Date: 01-25-2017

Section XX XX.X.X

**152 SERIES (7" X 64" GLASS INSERT SIZE) 2 OF 4**  
MASONITE™ SPEC\*



6'8"	A	29-3/4"	2'6"
	B	4-3/8"	
	C	5"	
	D	21"	
6'8"	A	31-3/4"	2'8"
	B	5-3/8"	
	C	5"	
	D	21"	

**Options:**  
OAKCRAFT® FIBERGLASS DOORS

**Note:**

1. Overall Length and Width Dimensions are +/- 1/16 inch

\*Available as Prem Spec

[www.masonite.com](http://www.masonite.com)

© 2017 Masonite International Corporation. All Rights Reserved.

Our continuing program of product improvement makes specifications, design and product detail subject to change without notice.

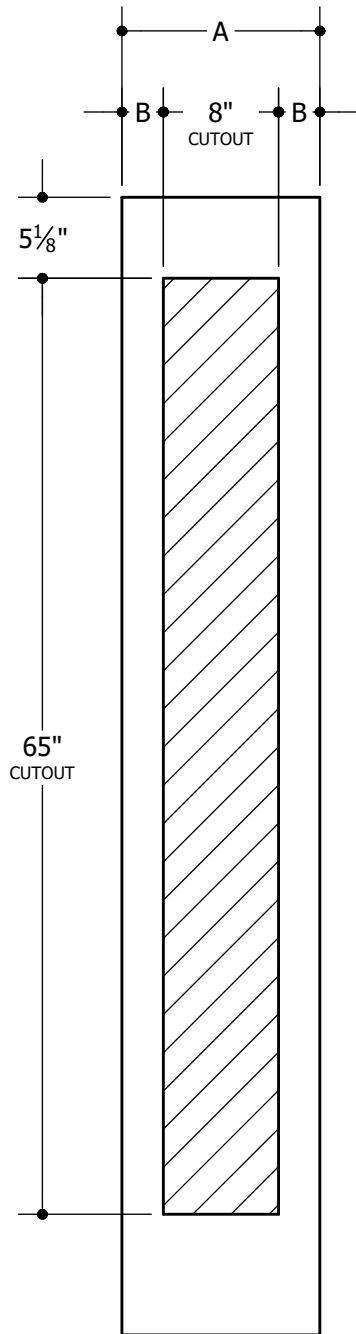
Filename: TM-GL-152-68 002

Revision: A

Date: 01-25-2017

Section XX XX.X.X

**152 SERIES (7" X 64" GLASS INSERT SIZE) 3 OF 4**  
MASONITE™ SPEC\*



6'8"	A	10-3/8"	10"
	B	1-3/16"	
6'8"	A	11-7/8"	12"
	B	1-15/16"	
6'8"	A	13-7/8"	14"
	B	2-15/16"	

**Options:**

BELLEVILLE® FIBERGLASS SIDELITES  
WOOD-EDGE SIDELITES

**Note:**

1. Overall Length and Width Dimensions are +/- 1/16 inch

\*Available as Prem Spec

[www.masonite.com](http://www.masonite.com)

© 2017 Masonite International Corporation. All Rights Reserved.

Our continuing program of product improvement makes specifications, design and product detail subject to change without notice.

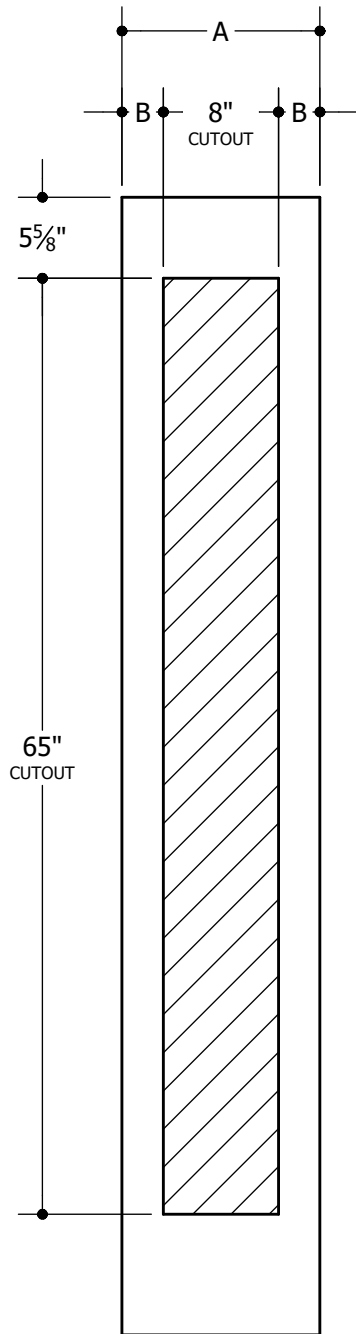
Filename: TM-GL-152-003

Revision: A

Date: 01-27-2017

Section XX XX.X.X

**152 SERIES (7" X 64" GLASS INSERT SIZE) 4 OF 4**  
MASONITE™ SPEC\*



6'8"	A	10-3/8"	10"
	B	1-3/16"	
6'8"	A	11-7/8"	12"
	B	1-15/16"	
6'8"	A	13-7/8"	14"
	B	2-15/16"	

**Options:**  
OAKCRAFT® FIBERGLASS SIDELITES

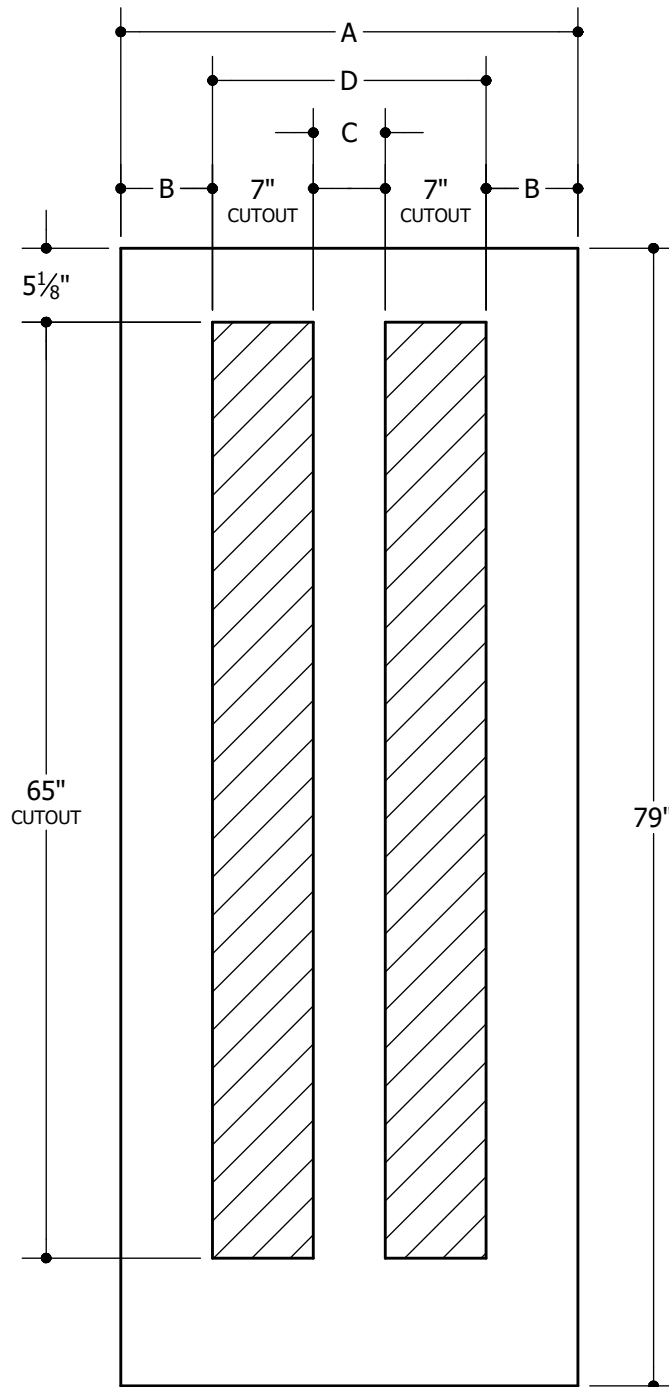
**Note:**  
1. Overall Length and Width Dimensions are +/- 1/16 inch

\*Available as Prem Spec  
[www.masonite.com](http://www.masonite.com)

© 2017 Masonite International Corporation. All Rights Reserved.  
Our continuing program of product improvement makes specifications, design and product detail subject to change without notice.

Filename: TM-GL-152-004  
Revision: A  
Date: 01-27-2017  
Section XX XX.X.X

**155 SERIES (6" X 64" GLASS INSERT SIZE) 1 OF 4**  
MASONITE™ SPEC\*



6'8"	A	29-3/4"	2'6"
	B	5-3/8"	
	C	5"	
	D	19"	
6'8"	A	31-3/4"	2'8"
	B	6-3/8"	
	C	5"	
	D	19"	

**Options:**

BELLEVILLE® FIBERGLASS DOORS  
WOOD OR METAL-EDGE STEEL DOORS

**Note:**

1. Overall Length and Width Dimensions are +/- 1/16 inch

\*Available as Prem Spec

[www.masonite.com](http://www.masonite.com)

© 2017 Masonite International Corporation. All Rights Reserved.

Our continuing program of product improvement makes specifications, design and product detail subject to change without notice.

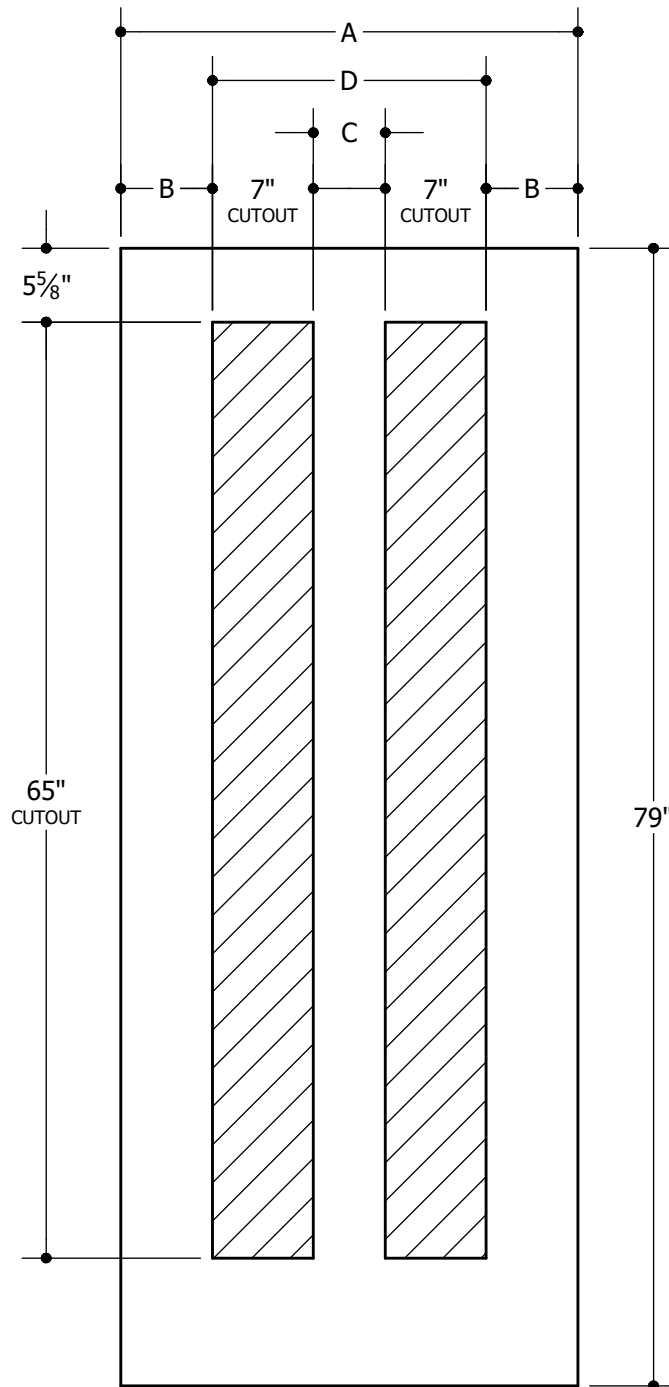
Filename: TM-GL-155-68 001

Revision: A

Date: 01-25-2017

Section XX XX.X.X

**155 SERIES (6" X 64" GLASS INSERT SIZE) 2 OF 4**  
MASONITE™ SPEC\*



6'8"	A	29-3/4"	2'6"
	B	5-3/8"	
	C	5"	
	D	19"	
6'8"	A	31-3/4"	2'8"
	B	6-3/8"	
	C	5"	
	D	19"	

**Options:**  
OAKCRAFT® FIBERGLASS DOORS

**Note:**

1. Overall Length and Width Dimensions are +/- 1/16 inch

\*Available as Prem Spec

[www.masonite.com](http://www.masonite.com)

© 2017 Masonite International Corporation. All Rights Reserved.

Our continuing program of product improvement makes specifications, design and product detail subject to change without notice.

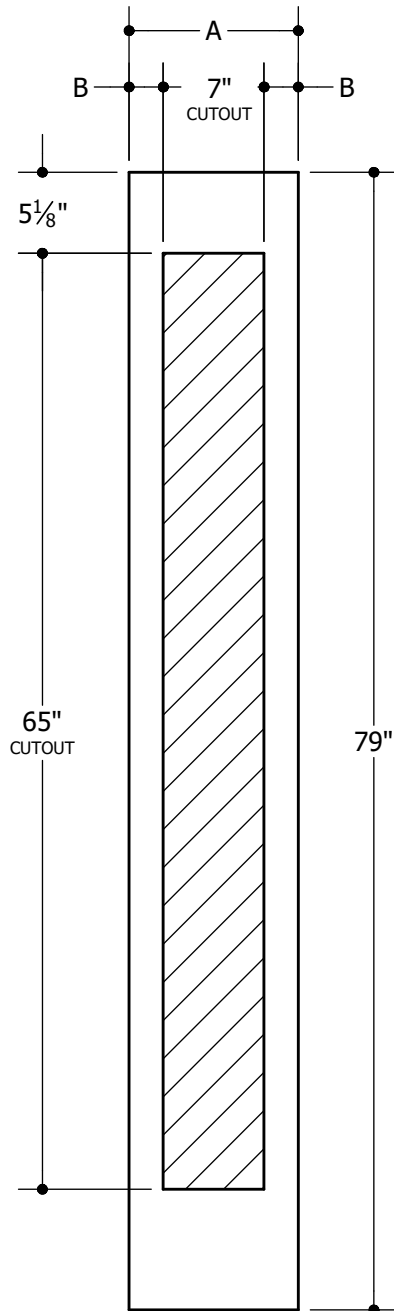
Filename: TM-GL-155-68 002

Revision: A

Date: 01-25-2017

Section XX XX.X.X

**155 SERIES (6" X 64" GLASS INSERT SIZE) 3 OF 4**  
MASONITE™ SPEC\*



6'8"	A	10-3/8"	10"
	B	1-11/16"	
6'8"	A	11-7/8"	12"
	B	2-7/16"	

**Options:**  
WOOD-EDGE STEEL SIDELITE

**Note:**

1. Overall Length and Width Dimensions are +/- 1/16 inch

\*Available as Prem Spec

[www.masonite.com](http://www.masonite.com)

© 2017 Masonite International Corporation. All Rights Reserved.

Our continuing program of product improvement makes specifications, design and product detail subject to change without notice.

Filename: TM-GL-155-68-003

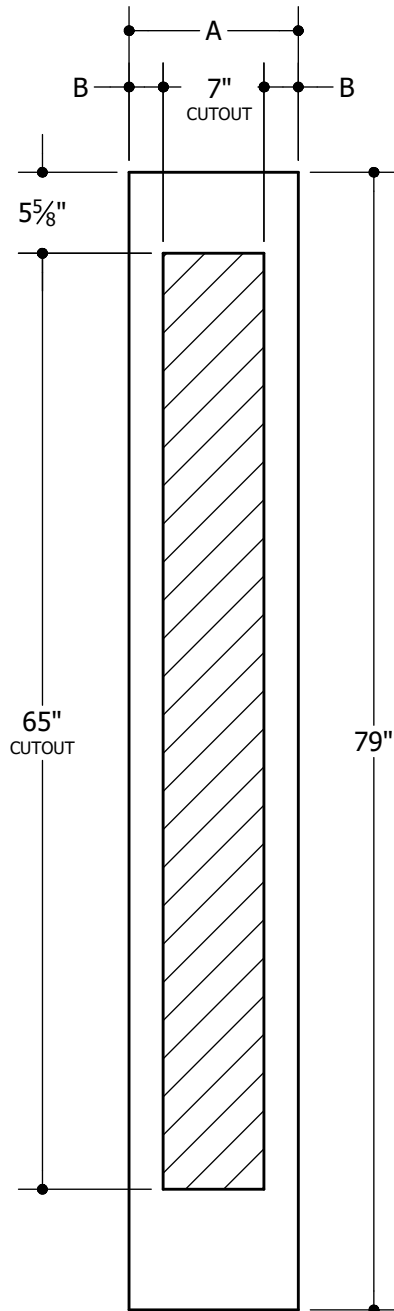
Revision: A

Date: 02/06/2017

Section XX XX.X.X



**155 SERIES (6" X 64" GLASS INSERT SIZE) 4 OF 4**  
MASONITE™ SPEC\*



6'8"	A	10-3/8"	10"
	B	1-11/16"	
6'8"	A	11-7/8"	12"
	B	2-7/16"	

**Options:**  
OAKCRAFT® FIBERGLASS SIDELITES

**Note:**

1. Overall Length and Width Dimensions are +/- 1/16 inch

\*Available as Prem Spec

[www.masonite.com](http://www.masonite.com)

© 2017 Masonite International Corporation. All Rights Reserved.

Our continuing program of product improvement makes specifications, design and product detail subject to change without notice.

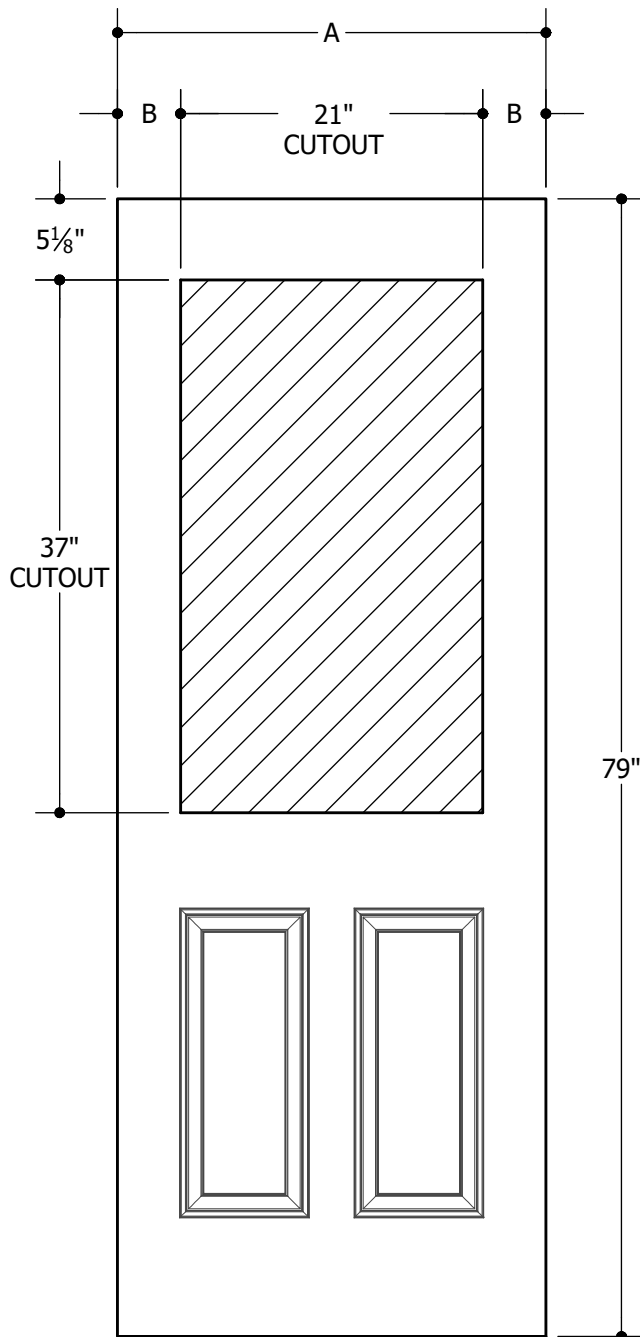
Filename: TM-GL-155-68-004

Revision: A

Date: 02/06/2017

Section XX XX.X.X

**160 SERIES (20" X 36" GLASS INSERT SIZE) 1 OF 2**  
MASONITE™ SPEC\*



6'8"	A	29-3/4"	2'6"
	B	4-3/8"	

**Options:**

BELLEVILLE® FIBERGLASS DOORS  
WOOD OR METAL-EDGE DOORS

**Note:**

1. Overall Length and Width Dimensions are +/- 1/16 inch

\*Available as Prem Spec

[www.masonite.com](http://www.masonite.com)

© 2017 Masonite International Corporation. All Rights Reserved.

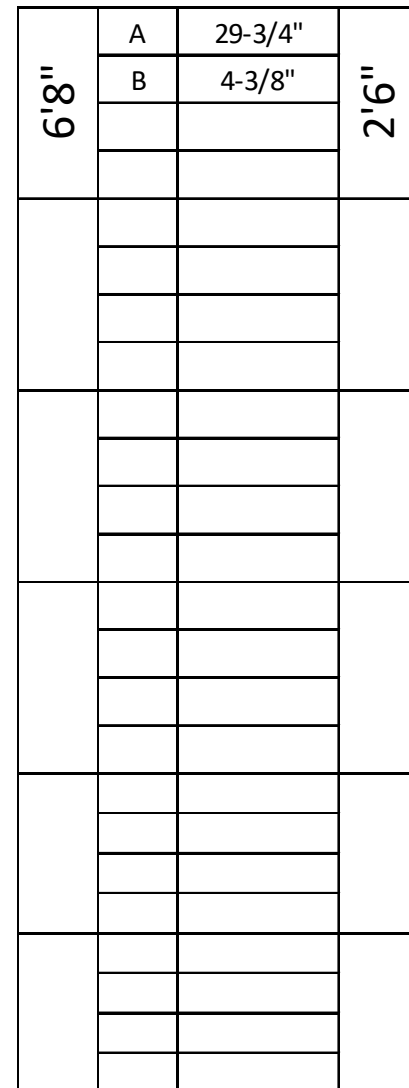
Our continuing program of product improvement makes specifications, design and product detail subject to change without notice.

Filename: TM-GL-160-68 001

Revision: A

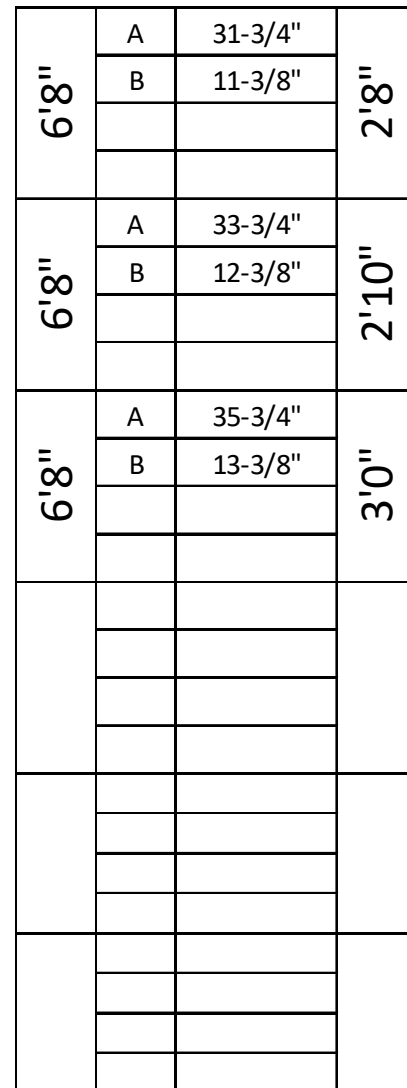
Date: 01-26-2017

Section XX XX.X.X



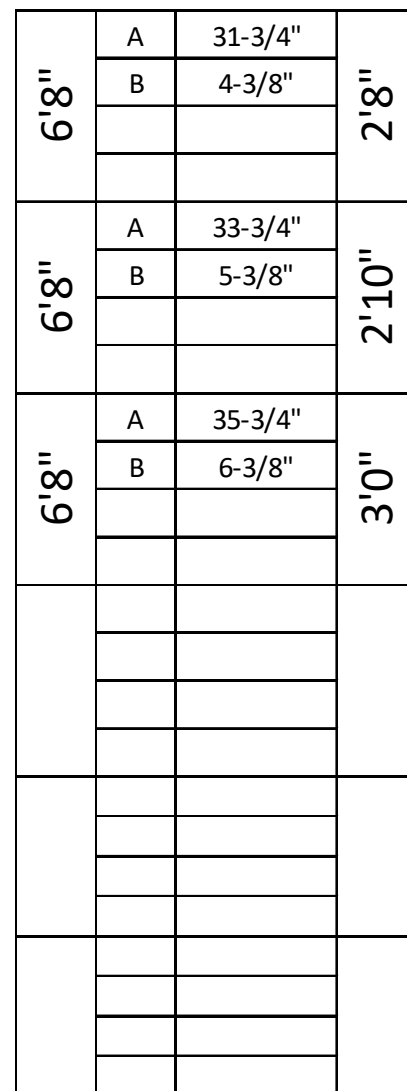
## OAKCRAFT® FIBERGLASS DOORS

## Section XX XX.X.X



BELLEVILLE® FIBERGLASS DOORS  
WOOD OR METAL-EDGE STEEL DOORS

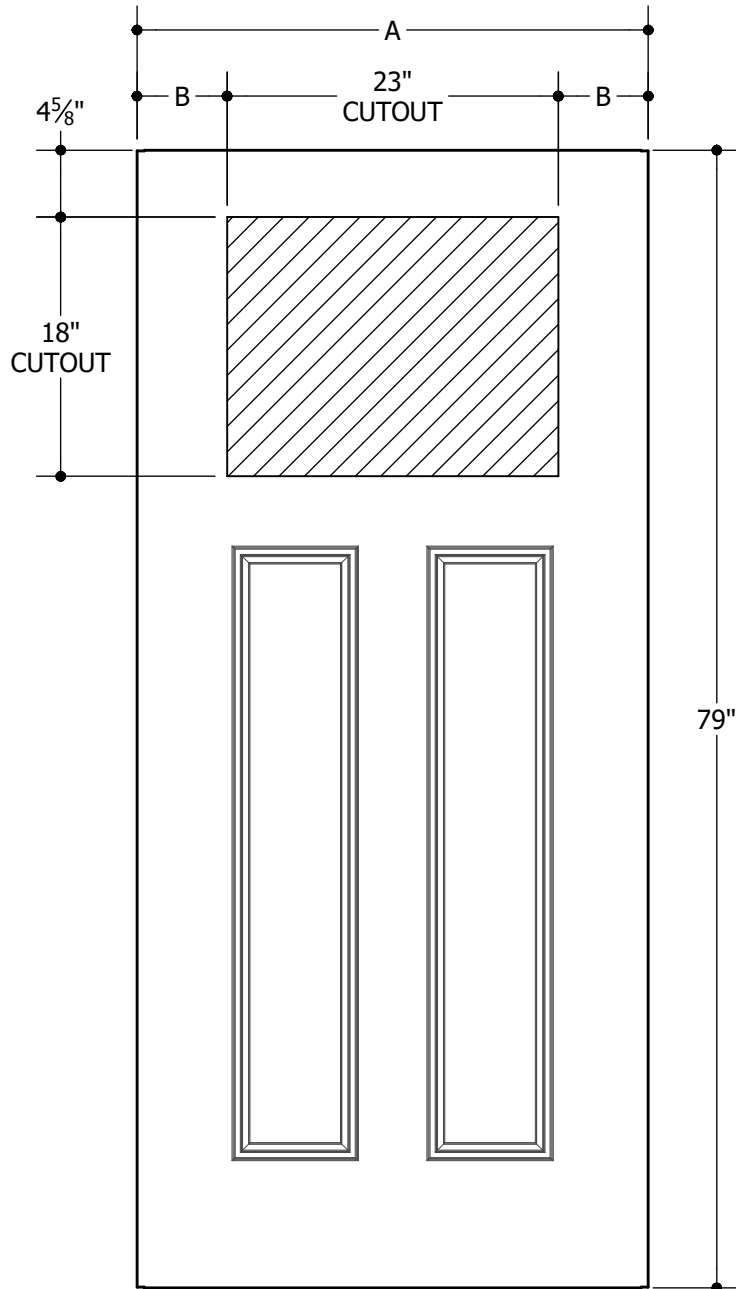
## Section XX XX.X.X



## HERITAGE CRAFTSMAN® FIBERGLASS DOORS

## Section XX XX.X.X

**217 SERIES ( 17" X 22" GLASS INSERT)**  
MASONITE™ SPEC\*



6'8"	A	31-3/4"	2'8"
	B	4-3/8"	
6'8"	A	33-3/4"	2'10"
	B	5-3/8"	
6'8"	A	35-3/4"	3'0"
	B	6-3/8"	

**Options:**  
STEEL CRAFTSMAN WOOD & STEEL EDGE

**Note:**

- Overall Length and Width Dimensions are +/- 1/16 inch
- Cutout is Centered on Width

\*Available as Prem Spec

[www.masonite.com](http://www.masonite.com)

© 2017 Masonite International Corporation. All Rights Reserved.

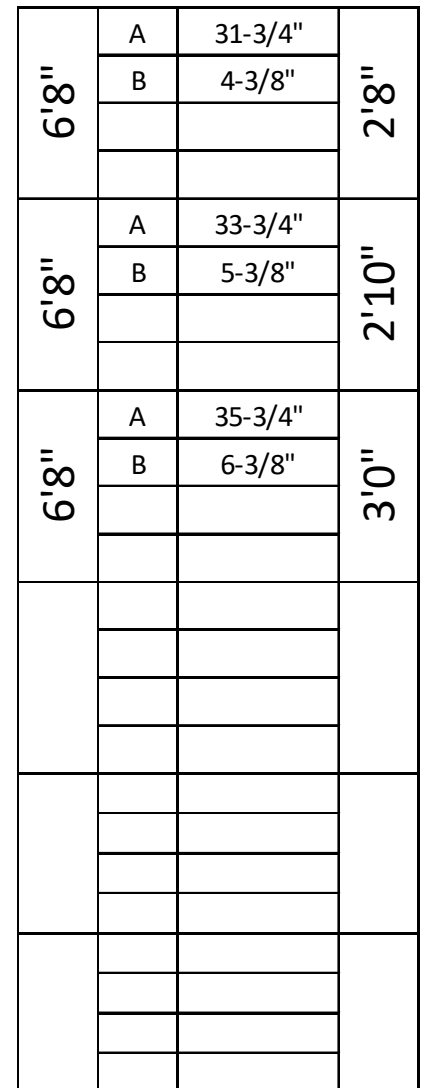
Our continuing program of product improvement makes specifications, design and product detail subject to change without notice.

Filename: TM-GL-217-68 001

Revision: C

Date: 06-22-2018

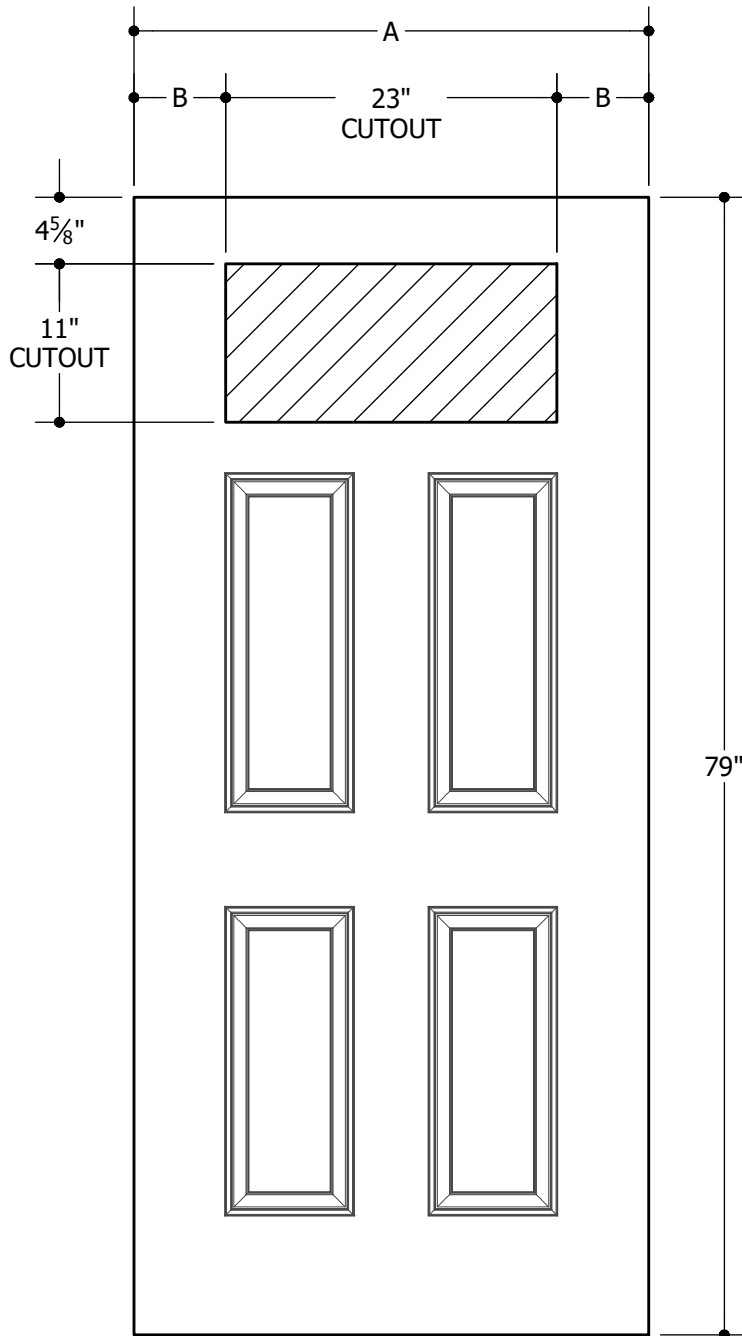
Section XX XX.X.X



WOOD OR METAL-EDGE STEEL DOORS

## Section XX XX.X.X

**228 SERIES (22" X 10" GLASS INSERT SIZE) 2 OF 3**  
MASONITE™ SPEC\*



6'8"	A	31-3/4"	2'8"
	B	4-3/8"	
6'8"	A	33-3/4"	2'10"
	B	5-3/8"	
6'8"	A	35-3/4"	3'0"
	B	6-3/8"	

**Options:**  
BELLEVILLE® FIBERGLASS DOORS

**Note:**

1. Overall Length and Width Dimensions are +/- 1/16 inch

\*Available as Prem Spec

[www.masonite.com](http://www.masonite.com)

© 2017 Masonite International Corporation. All Rights Reserved.

Our continuing program of product improvement makes specifications, design and product detail subject to change without notice.

Filename: TM-GL-228-68 002

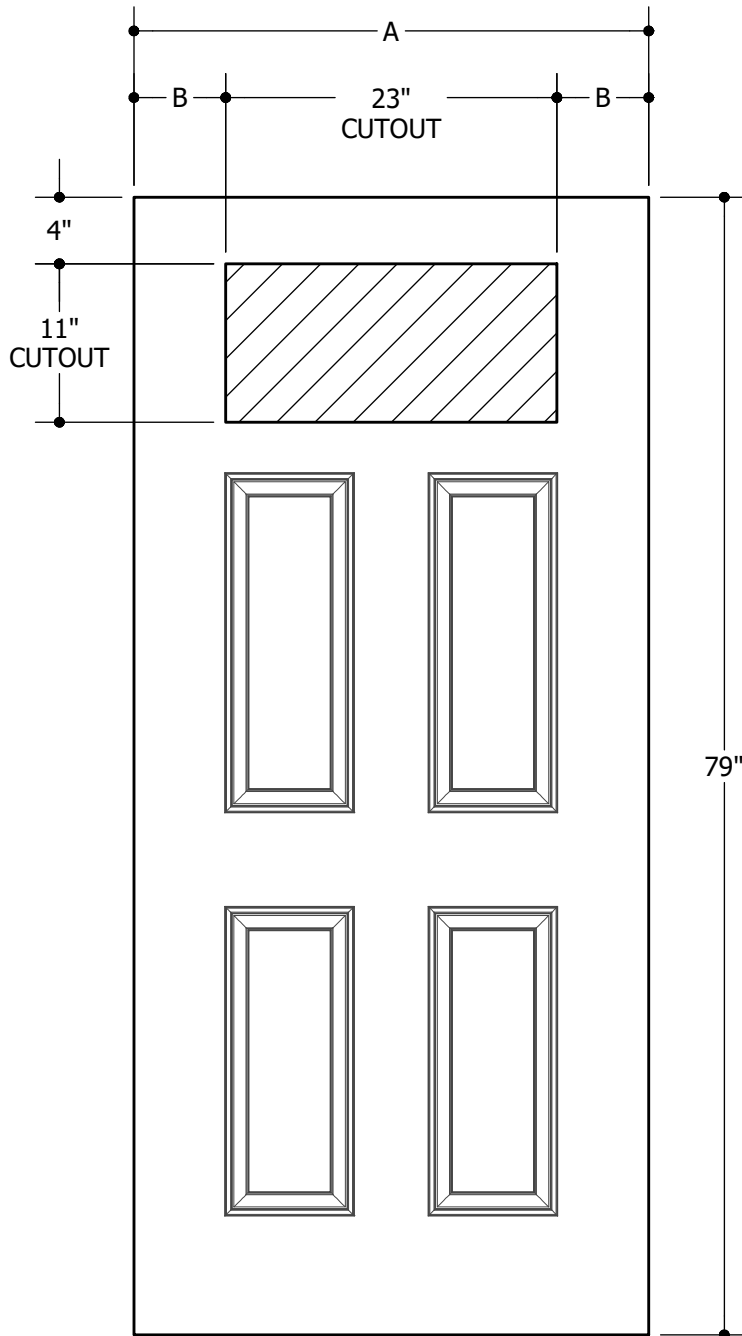
Revision: A

Date: 01-26-2017

Section XX XX.X.X



**228 SERIES (22" X 10" GLASS INSERT SIZE) 3 OF 3**  
MASONITE™ SPEC\*



6'8"	A	31-3/4"	2'8"
	B	4-3/8"	
6'8"	A	33-3/4"	2'10"
	B	5-3/8"	
6'8"	A	35-3/4"	3'0"
	B	6-3/8"	

**Options:**  
OAKCRAFT® FIBERGLASS DOORS

**Note:**

1. Overall Length and Width Dimensions are +/- 1/16 inch

\*Available as Prem Spec

[www.masonite.com](http://www.masonite.com)

© 2017 Masonite International Corporation. All Rights Reserved.

Our continuing program of product improvement makes specifications, design and product detail subject to change without notice.

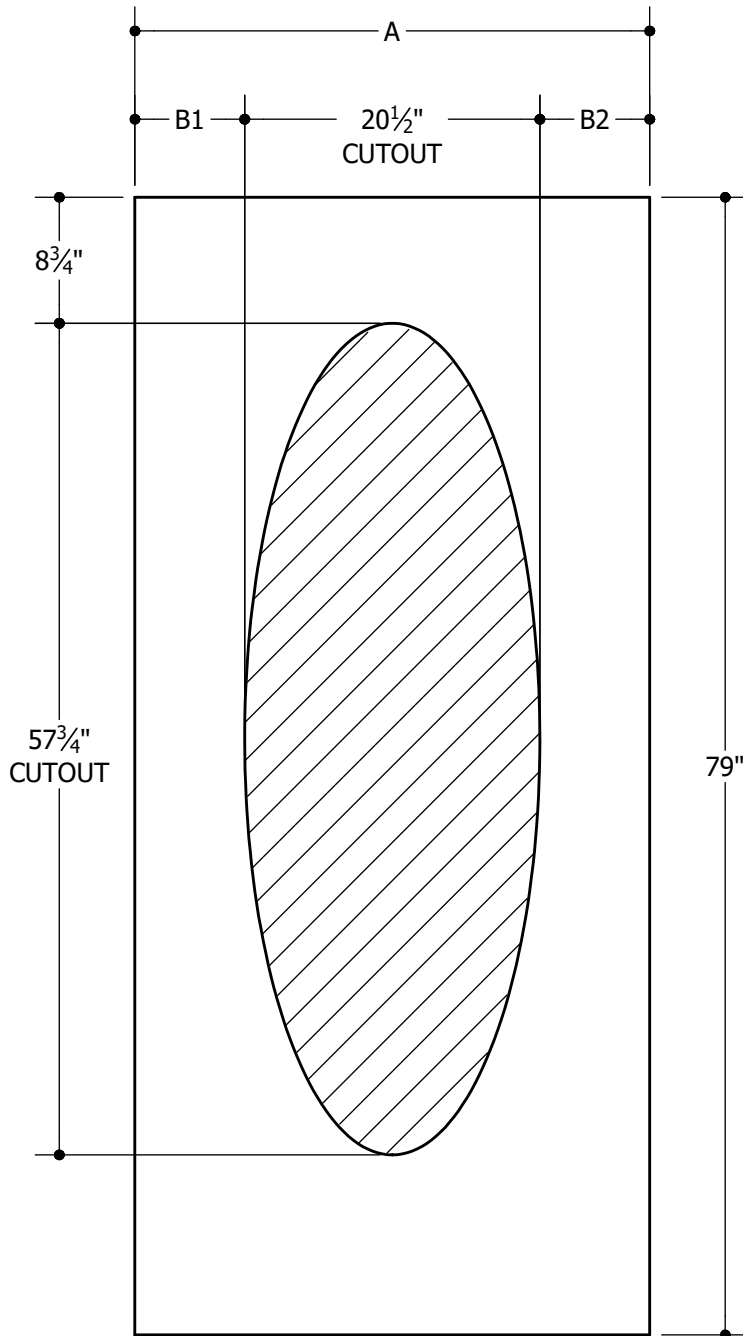
Filename: TM-GL-228-68 003

Revision: A

Date: 01-26-2017

Section XX XX.X.X

**300 SERIES (19-1/2" X 56-3/4" GLASS INSERT) 1 OF 2**  
MASONITE™ SPEC\*



6'8"	A	29-3/4"	2'6"
	B1	5"	
	B2	4-1/4"	
6'8"	A	31-3/4"	2'8"
	B1	5-5/8"	
	B2	5-5/8"	
6'8"	A	33-3/4"	2'10"
	B1	6-5/8"	
	B2	6-5/8"	
6'8"	A	35-3/4"	3'0"
	B1	7-5/8"	
	B2	7-5/8"	

**Options:**

BELLEVILLE® FIBERGLASS DOORS  
OAKCRAFT® FIBERGLASS DOORS  
WOOD OR METAL-EDGE DOORS

**Note:**

1. Overall Length and Width Dimensions are +/- 1/16 inch
2. For Radius Detail, see page 2 of 2 of the 300 series.

\*Available as Prem Spec

[www.masonite.com](http://www.masonite.com)

© 2017 Masonite International Corporation. All Rights Reserved.

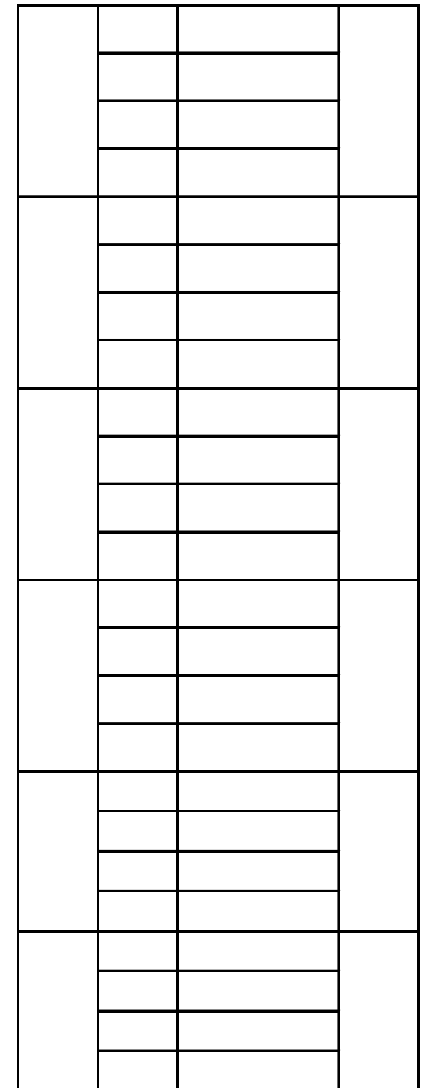
Our continuing program of product improvement makes specifications, design and product detail subject to change without notice.

Filename: TM-GL-300-68 001

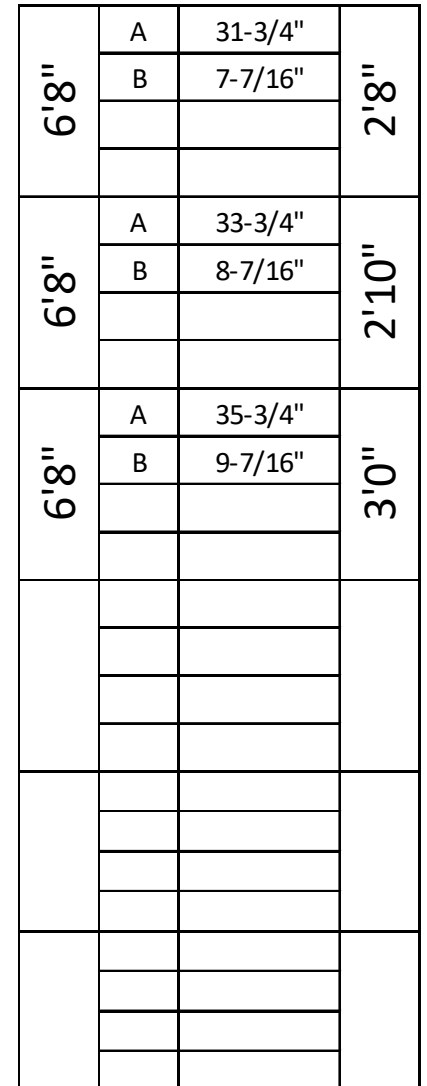
Revision: A

Date: 01-26-2017

Section XX XX.X.X

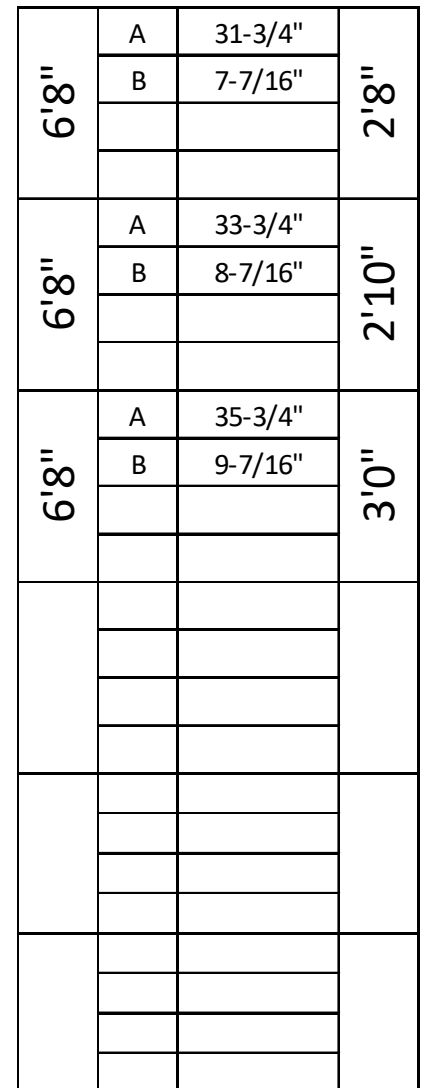


Filename: TM-GL-300-68 002



BELLEVILLE® FIBERGLASS DOORS  
WOOD OR METAL-EDGE STEEL DOORS

## Section XX XX.X.X



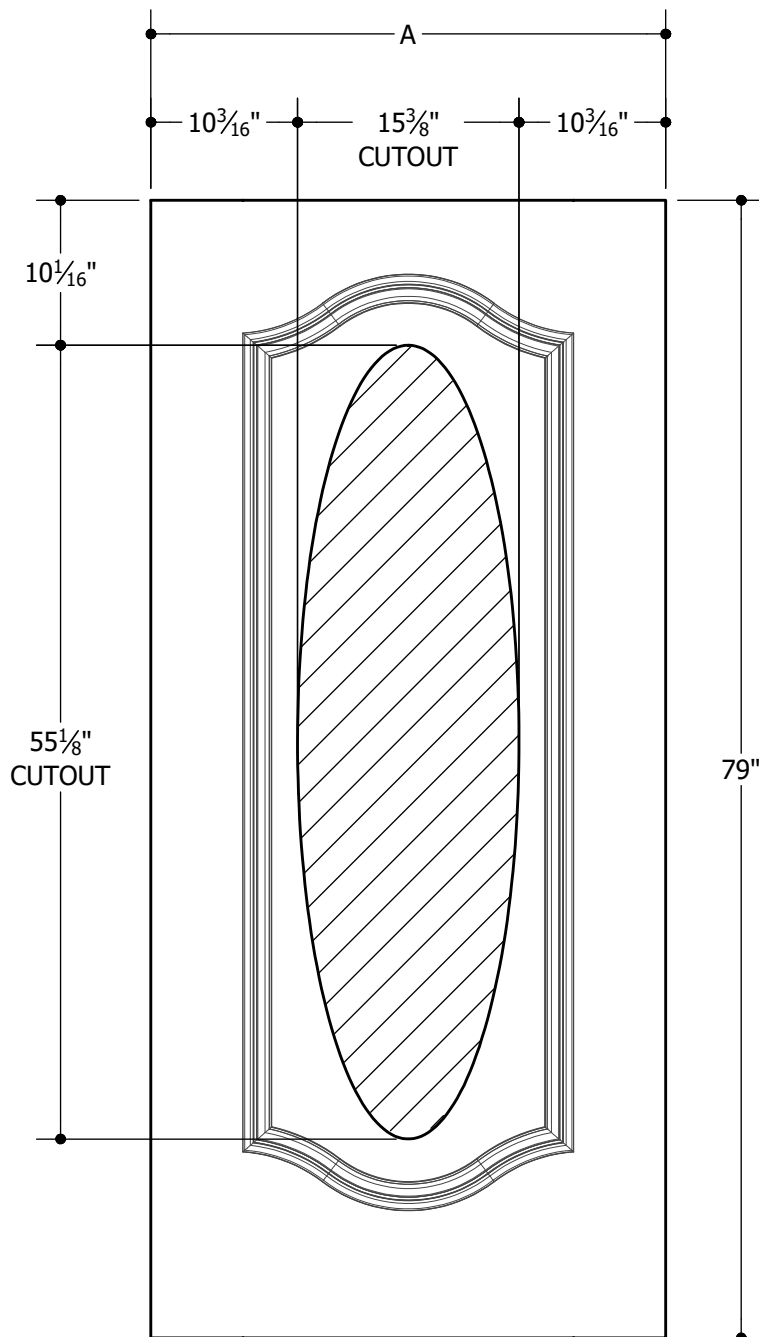
OAKCRAFT® FIBERGLASS DOORS

## Section XX XX.X.X




Filename: TM-GL-304 305-68 003  
Revision: A  
Date: 01-27-2017  
Section XX XX.XX

**306 SERIES (15-3/8" X 55-1/8" GLASS INSERT SIZE) 1 OF 2**  
MASONITE™ SPEC\*



6'8"	A	31-3/4"	2'6"
	B	8-3/16"	
6'8"	A	33-3/4"	2'8"
	B	9-3/16"	
6'8"	A	35 3/4"	3'0"
	B	10-3/16"	

**Options:**

BELLEVILLE® FIBERGLASS DOORS  
WOOD OR METAL-EDGE STEELS DOORS

**Note:**

1. Overall Length and Width Dimensions are +/- 1/16 inch
2. For Radius Detail, see page 2 of 2 of the 306 series.

\*Available as Prem Spec

[www.masonite.com](http://www.masonite.com)

© 2017 Masonite International Corporation. All Rights Reserved.

Our continuing program of product improvement makes specifications, design and product detail subject to change without notice.

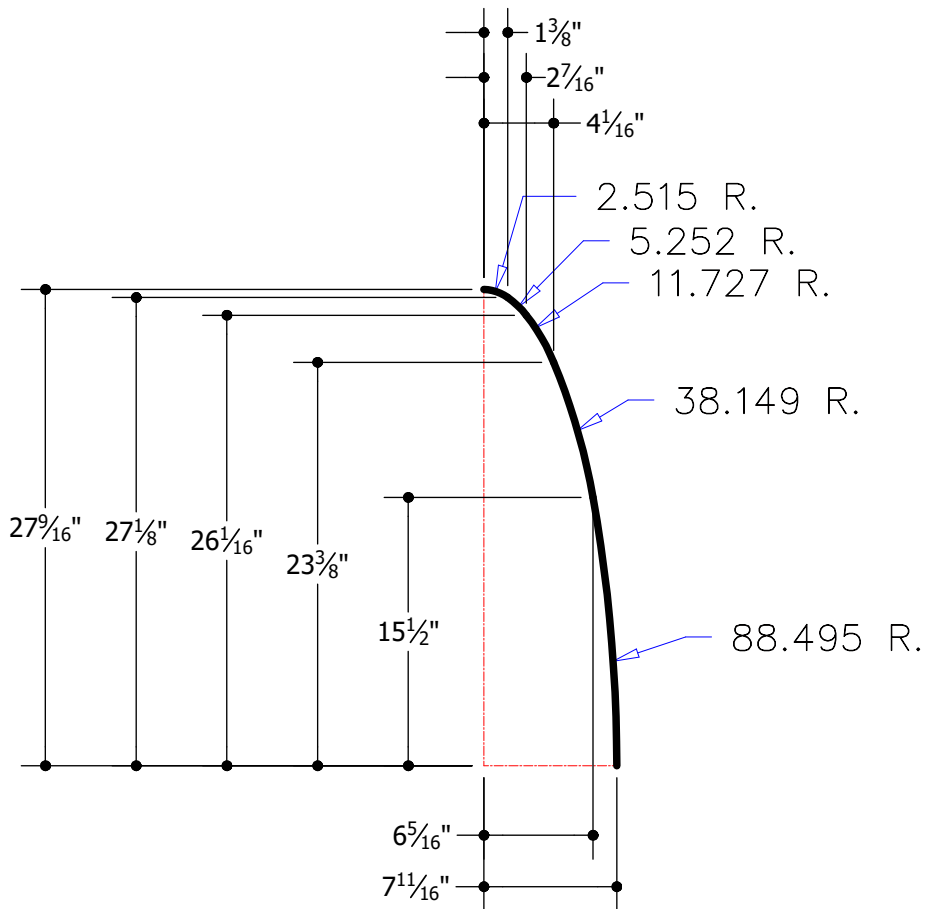
Filename: TM-GL-306-68 001

Revision: A

Date: 02-08-2017

Section XX XX.X.X

**306 SERIES (15-3/8" X 58-1/8" GLASS INSERT SIZE) 2 OF 2**  
MASONITE™ SPEC\*



**QUARTER DETAIL**

**Description:**  
RADIUS DETAIL

**Note:**

1. Overall Length and Width Dimensions are +/- 1/16 inch

\*Available as Prem Spec

[www.masonite.com](http://www.masonite.com)

© 2017 Masonite International Corporation. All Rights Reserved.

Our continuing program of product improvement makes specifications, design and product detail subject to change without notice.

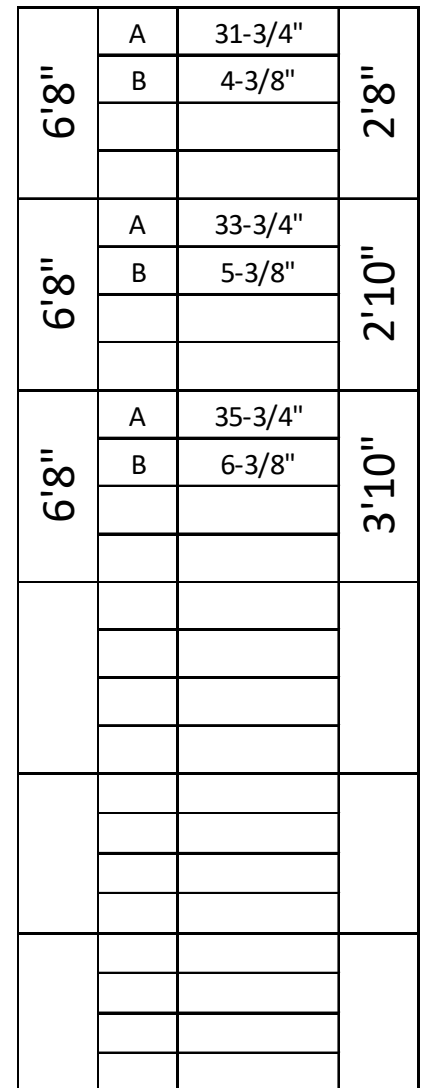
Filename: TM-GL-306-68 002

Revision: A

Date: 02-08-2017

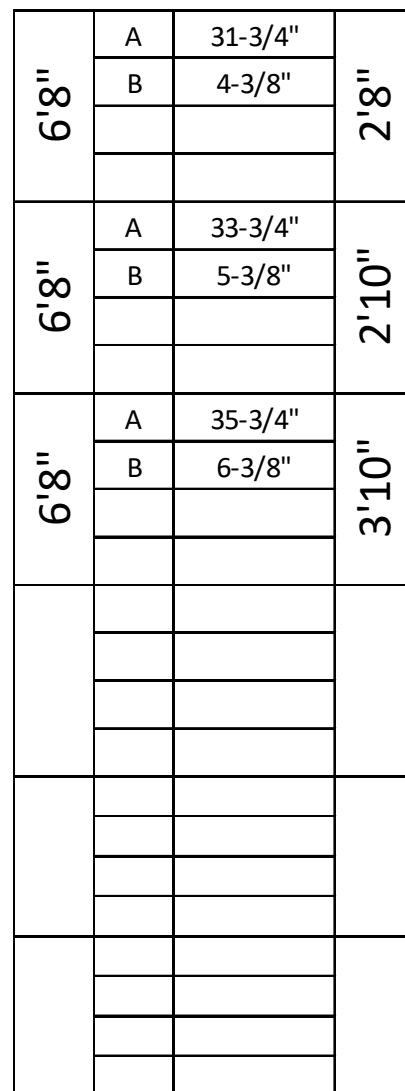
Section XX XX.X.X





BELLEVILLE® FIBERGLASS DOORS  
WOOD OR METAL-EDGE STEEL DOORS

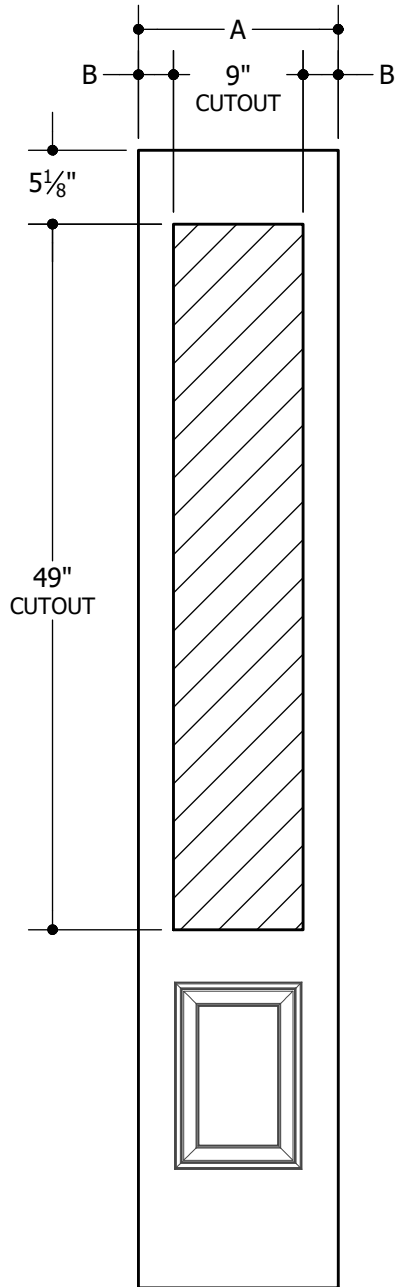
## Section XX XX.X.X



## OAKCRAFT® FIBERGLASS DOORS

## Section XX XX.X.X

**450 SERIES (8" X 48" GLASS INSERT SIZE) 1 OF 2**  
MASONITE™ SPEC\*



6'8"	A	11-7/8"	12"
	B	1-7/16"	
6'8"	A	13-7/8"	14"
	B	2-7/16"	

**Options:**

BELLEVILLE® FIBERGLASS SIDELITES  
WOOD-EDGE STEEL SIDELITES

**Note:**

1. Overall Length and Width Dimensions are +/- 1/16 inch

\*Available as Prem Spec

[www.masonite.com](http://www.masonite.com)

© 2017 Masonite International Corporation. All Rights Reserved.

Our continuing program of product improvement makes specifications, design and product detail subject to change without notice.

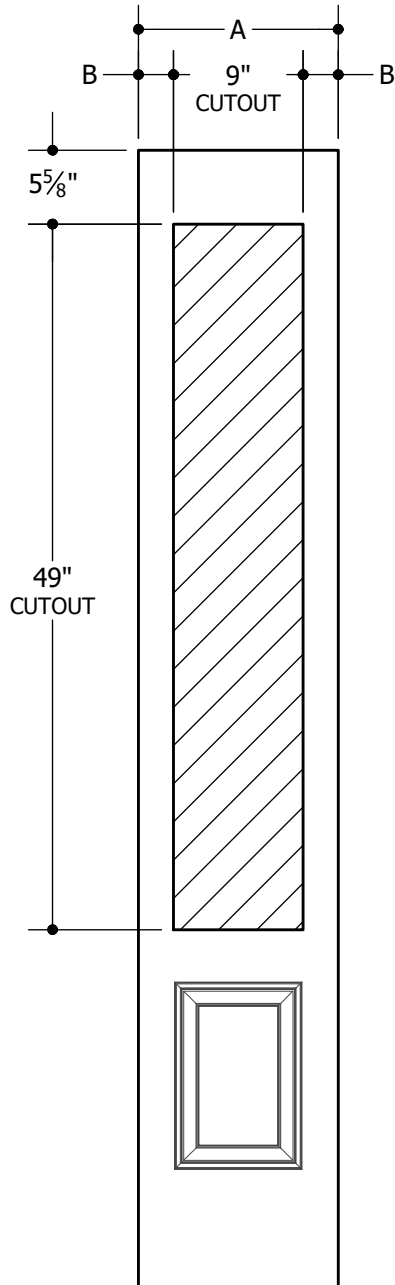
Filename: TM-GL-450-68-001

Revision: B

Date: 06-15-2017

Section XX XX.X.X

**450 SERIES (8" X 48" GLASS INSERT SIZE) 2 OF 2**  
MASONITE™ SPEC\*



6'8"	A	11-7/8"	12"
	B	1-7/16"	
6'8"	A	13-7/8"	14"
	B	2-7/16"	

**Options:**  
OAKCRAFT® FIBERGLASS SIDELITES

**Note:**

1. Overall Length and Width Dimensions are +/- 1/16 inch

\*Available as Prem Spec

[www.masonite.com](http://www.masonite.com)

© 2017 Masonite International Corporation. All Rights Reserved.

Our continuing program of product improvement makes specifications, design and product detail subject to change without notice.

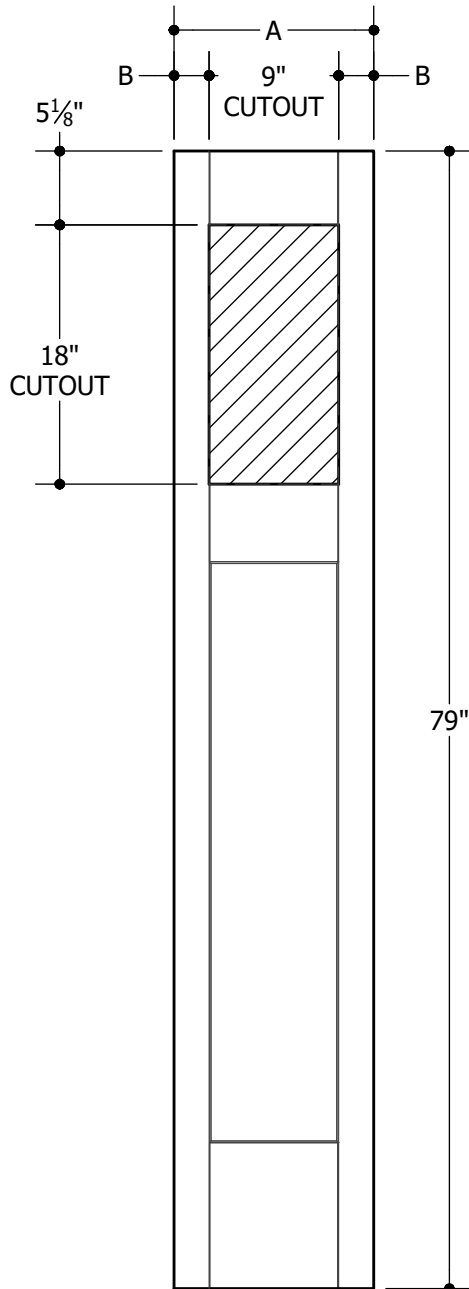
Filename: TM-GL-450-68-002

Revision: B

Date: 06-15-2017

Section XX XX.X.X

**617 SERIES ( 8" X 17" GLASS INSERT SIZE)**  
MASONITE™ SPEC\*



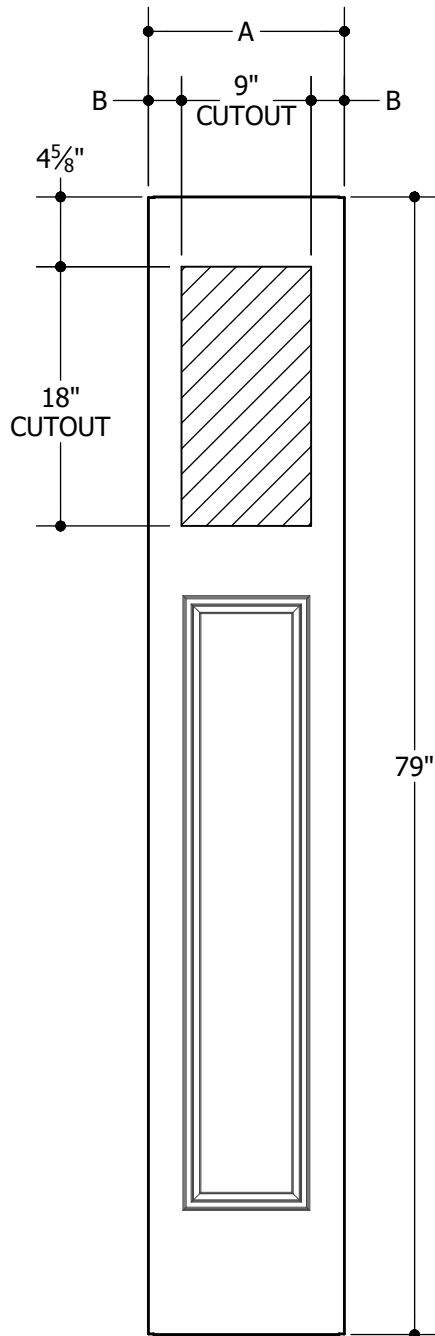
6'8"	A	11-7/8"	1'0"
	B	1-7/16"	
6'8"	A	13-7/8"	1'2"
	B	2-7/16"	

**Options:**  
HERITAGE CRAFTSMAN® FIBERGLASS DOORS

**Note:**

1. Overall Length and Width Dimensions are +/- 1/16 inch

**617 SERIES ( 8" X 17" GLASS INSERT SIZE)**  
MASONITE™ SPEC\*



6'8"	A	11-7/8"	12"
	B	2-7/8"	
6'8"	A	13-7/8"	14"
	B	4-7/8"	

**Options:**

STEEL CRAFTSMAN SIDELITE WOOD & STEEL EDGE

**Note:**

1. Overall Length and Width Dimensions are +/- 1/16 inch

2. Cutout is Centered on Width

\*Available as Prem Spec

[www.masonite.com](http://www.masonite.com)

© 2017 Masonite International Corporation. All Rights Reserved.

Our continuing program of product improvement makes specifications, design and product detail subject to change without notice.

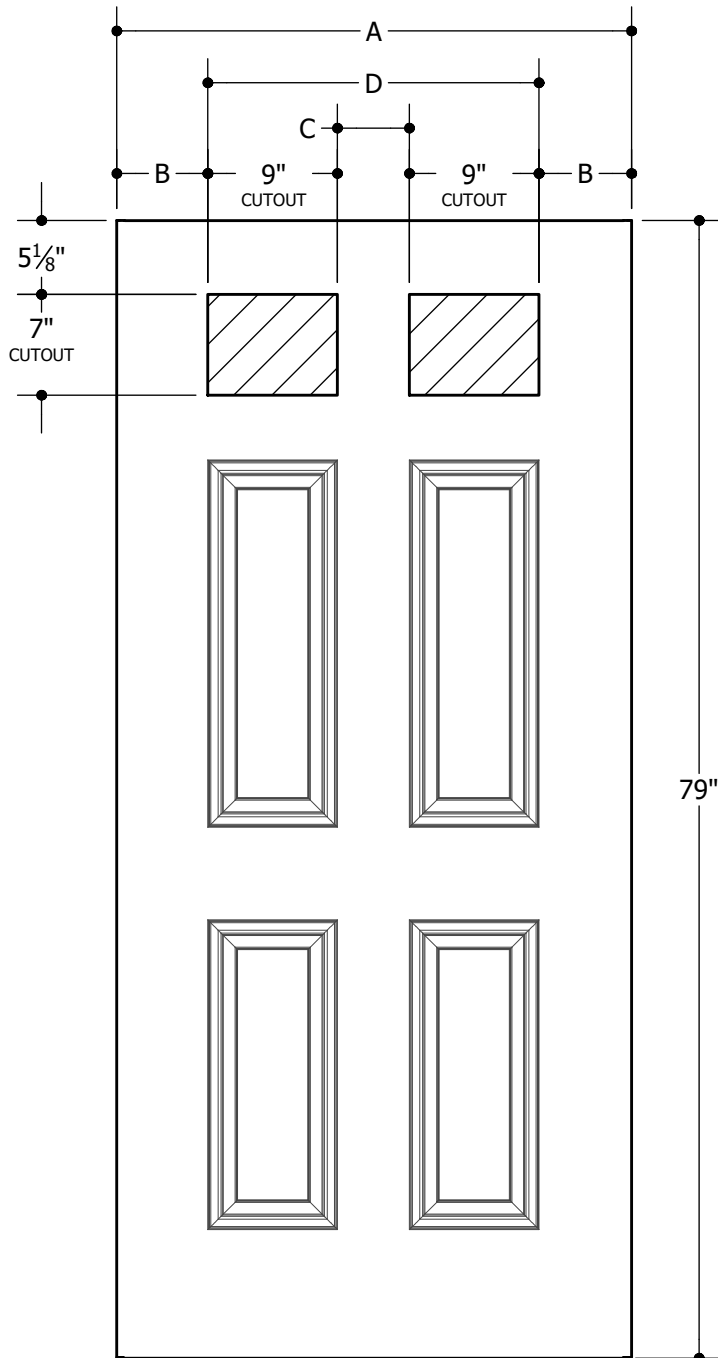
Filename: TM-GL-617-68 001

Revision: C

Date: 06-22-2018

Section XX XX.X.X

**680 SERIES (8" X 6" GLASS INSERT SIZE) 1 OF 2**  
MASONITE™ SPEC\*



6'8"	A	29-3/4"	2'6"
	B	4-3/8"	
	C	3"	
	D	21"	
6'8"	A	29-3/4"	2'8"
	B	4-3/8"	
	C	5"	
	D	23"	
6'8"	A	31-3/4"	2'10"
	B	5-3/8"	
	C	5"	
	D	23"	
6'8"	A	35-3/4"	3'0"
	B	6-3/8"	
	C	5"	
	D	23"	

**Options:**  
WOOD OR METAL-EDGE STEEL DOORS

**Note:**

1. Overall Length and Width Dimensions are +/- 1/16 inch

\*Available as Prem Spec

[www.masonite.com](http://www.masonite.com)

© 2017 Masonite International Corporation. All Rights Reserved.

Our continuing program of product improvement makes specifications, design and product detail subject to change without notice.

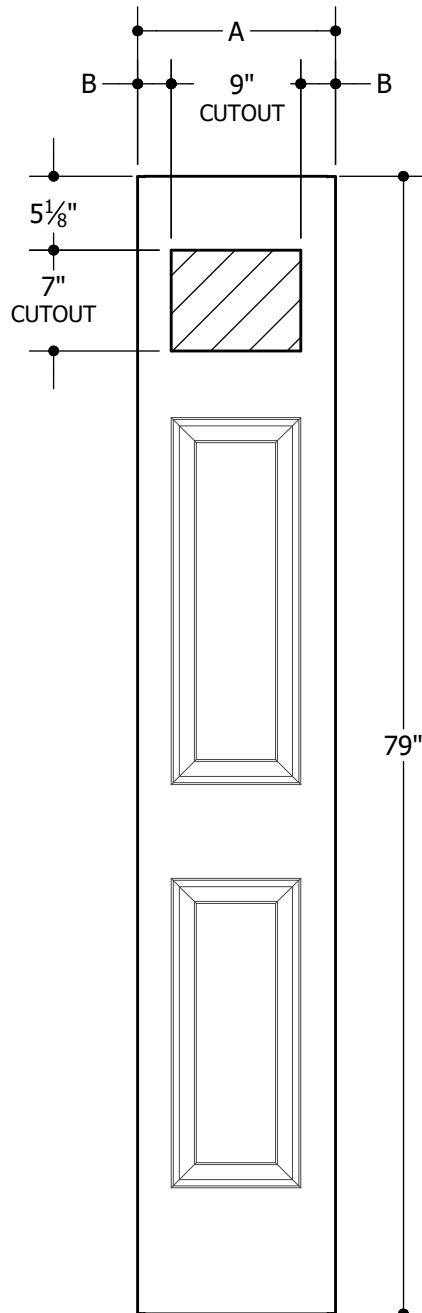
Filename: TM-GL-680-68 001

Revision: B

Date: 06-15-2017

Section XX XX.X.X

**680 SERIES (8" X 6" GLASS INSERT SIZE) 2 OF 2**  
MASONITE™ SPEC\*



6'8"	A	11-7/8"	12"
	B	1-7/16"	
6'8"	A	13-7/8"	14"
	B	2-7/16"	

**Options:**  
METAL-EDGE STEEL SIDELITE

**Note:**

1. Overall Length and Width Dimensions are +/- 1/16 inch

\*Available as Prem Spec

[www.masonite.com](http://www.masonite.com)

© 2017 Masonite International Corporation. All Rights Reserved.

Our continuing program of product improvement makes specifications, design and product detail subject to change without notice.

Filename: TM-GL-680-68-002

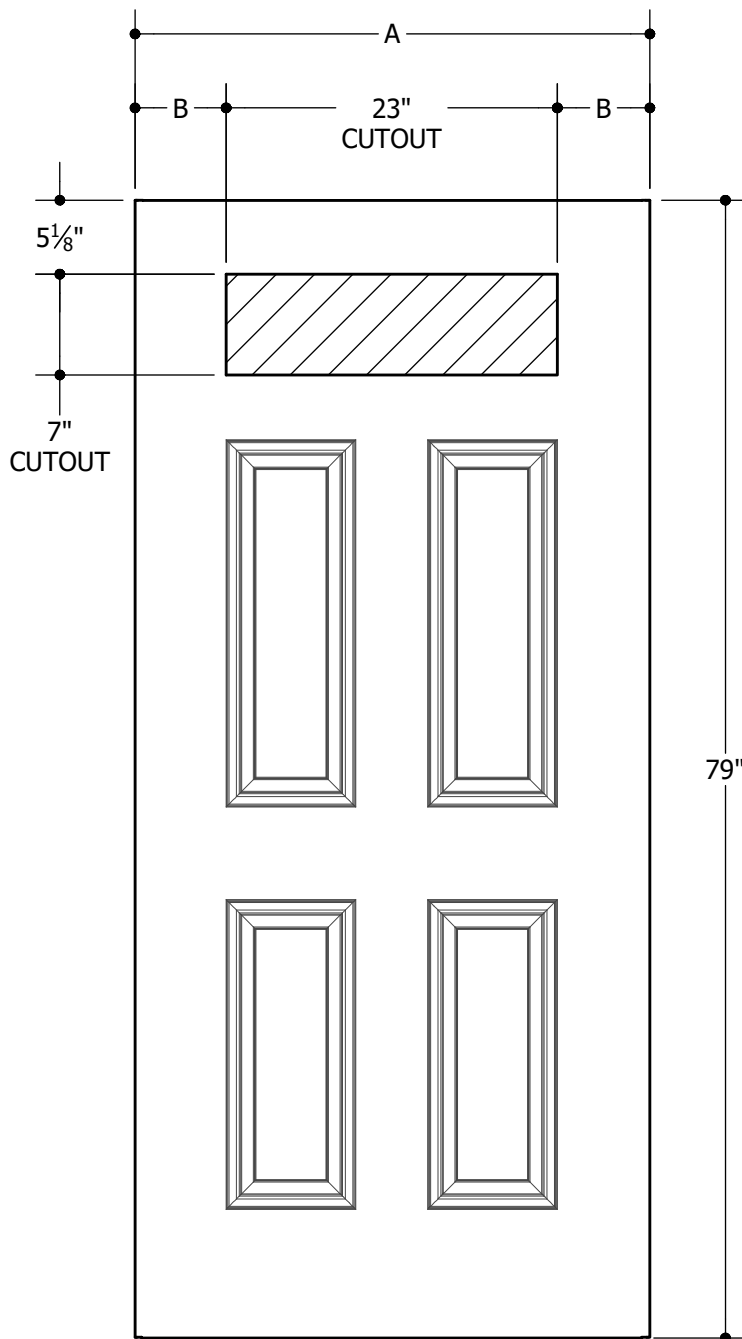
Revision: B

Date: 06-15-2017

Section XX XX.X.X



**822 SERIES (22" X 6" GLASS INSERT SIZE)**  
MASONITE™ SPEC\*



6'8"	A	31-3/4"	2'8"
	B	4-3/8"	
6'8"	A	33-3/4"	2'10"
	B	5-3/8"	
6'8"	A	35-3/4"	3'0"
	B	6-3/8"	

**Options:**  
WOOD OR METAL-EDGE STEEL DOORS

**Note:**

1. Overall Length and Width Dimensions are +/- 1/16 inch

\*Available as Prem Spec

[www.masonite.com](http://www.masonite.com)

© 2017 Masonite International Corporation. All Rights Reserved.

Our continuing program of product improvement makes specifications, design and product detail subject to change without notice.

Filename: TM-GL-822-68 001

Revision: B

Date: 06-15-2017

Section XX XX.X.X