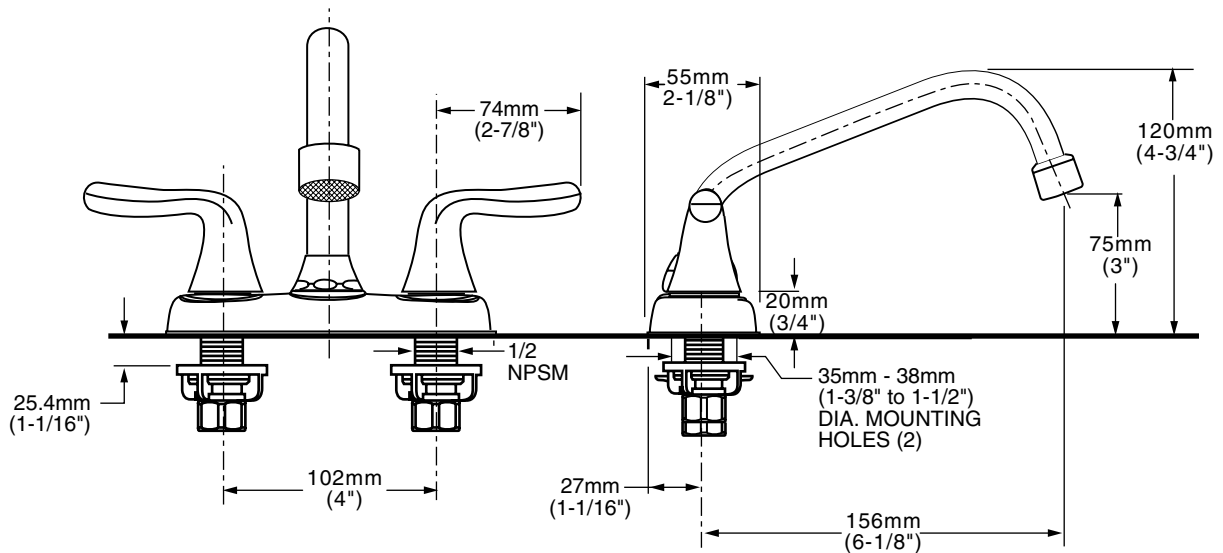




2475.550 Shown

MODEL NUMBER:

- 2475.550 Centerset Laundry Sink Faucet**
Lever handles. Aerator.
- 2475.540 Centerset Laundry Sink Faucet**
Lever handles. Hose end.



GENERAL DESCRIPTION:

Durable brass construction. 1/4 turn washerless ceramic disc valve cartridges. One-half inch male inlet shanks with brass coupling nuts. Brass swivel spout. Available with hose end or aerator with 2.2gpm/8.3L/min. maximum flow rate.

PRODUCT FEATURES:

Ceramic Disc Valve Cartridges: Assures a lifetime of drip-free performance.

Solid Brass Construction: Durable. Ideal for prolonged contact with water.

Low Lead: Meets NSF Standard 61/Section 9 & Prop 65 lead requirements.

Choice of Spout End: Hose end or Aerator.

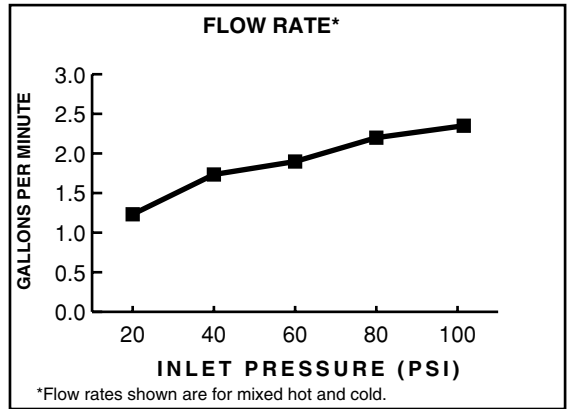
SUGGESTED SPECIFICATION:

Two-handle centerset laundry sink faucet shall be brass construction with brass inlet shanks and coupling nuts. Shall also feature 1/4 turn washerless ceramic disc valve cartridges. Fitting shall be American Standard Model # 2475.5____.


CODES AND STANDARDS

These products meet or exceed the following codes and standards:

- ANSI A117.1**
- ASME A112.18.1**
- CSA B 125**
- NSF 61/Section 9**



Product Number	Description	Finish
		Polished Chrome
		002
2475.540	Laundry Sink faucet. Lever handles. Hose end.	
2475.550	Laundry Sink faucet. Lever handles. Aerator.	

 Meets the American Disabilities Act Guidelines and **ANSI A117.1** Requirements for the physically challenged.