



## 16-Inch Manual Griddle ♦ M16MG - E-Series



### Standard Features

- ♦ 30,000 BTU output
- ♦ 16.0" x 19.4" Cooking area
- ♦ Stainless steel U-shaped burner
- ♦ Easy to clean grease trap
- ♦ Heavy duty chrome plate knobs
- ♦ Propane gas conversion kit included
- ♦ 5/8" Griddle plate thickness

### Exterior Features

- ♦ Stainless steel body and legs
- ♦ 4" Adjustable legs

### Certified Safety Standard

- ♦ ETL Certified
- ♦ ETL Sanitation Listed



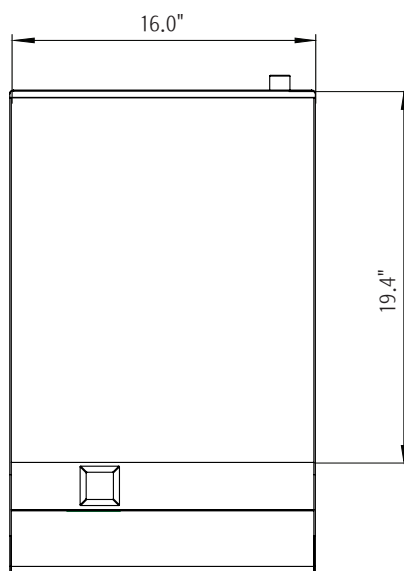
### Warranty Information

- ♦ One year on-site Parts and Labor

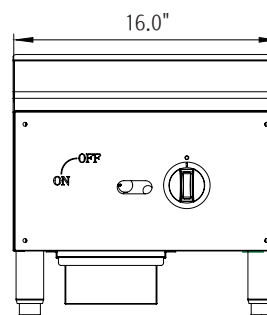




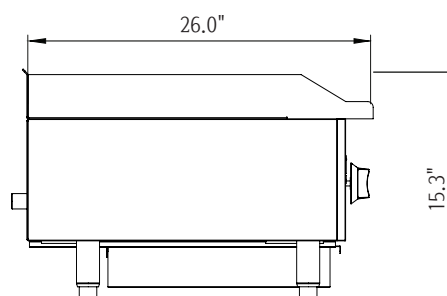
## 16-Inch Manual Griddle ♦ M16MG - E-Series



Top View



Front View



Side View

Model		M16MG	Propane Conversion
Gas Output (BTU)		30,000	30,000
Number of Burners		1	1
Shipping Weight (Lbs)		136.0	136.0
Manifold Pressure	Natural Gas	4" W.C.	-
	Propane Gas	-	10" W.C.
Manifold Size		3/4"	3/4"
Burner Orifice Size		36/2.75mm	51/1.75mm
Cooking Area (Sq. In.)		310.4	310.4
Dimensions (W x D x H)		16.0" x 26.0" x 15.3"	16.0" x 26.0" x 15.3"
Crated Dimensions (W x D x H)		19.0" x 30.0" x 20.0"	19.0" x 30.0" x 20.0"

### Clearance requirements:

- For use only on non-combustible floors.
- Legs or casters are required for non-combustible floors.

Clearance requirements	Combustible Surfaces	Non-combustible Surfaces
Rear	4	0"
Left	4	0"
Right	4	0"

### Options and accessories