

COASTER

Fine Furniture

®

600173

POWER LIFT RECLINER

ASSEMBLY INSTRUCTION
COASTER FINE FURNITURE



WWW.COASTERCOMPANY.COM

Assembly Instruction

ASSEMBLY TIPS:

1. Remove hardware from box and sort by size.
2. Please check to see that all hardware and parts are present prior to start of assembly.
3. Please follow attached instructions in the same sequence as numbered to assure fast & easy assembly.



Warning !

1. Do not attempt to repair or modify parts that are broken or defective. Please contact the store immediately.
2. This product is for home use only and intended for commercial establishment.

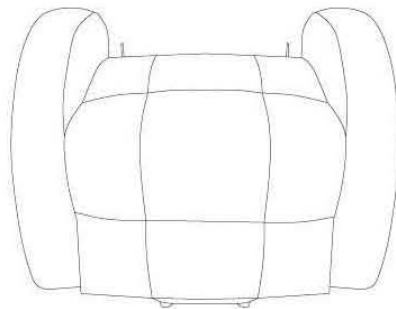
PARTS IDENTIFICATION

(A)




BACK 1PC

(B)

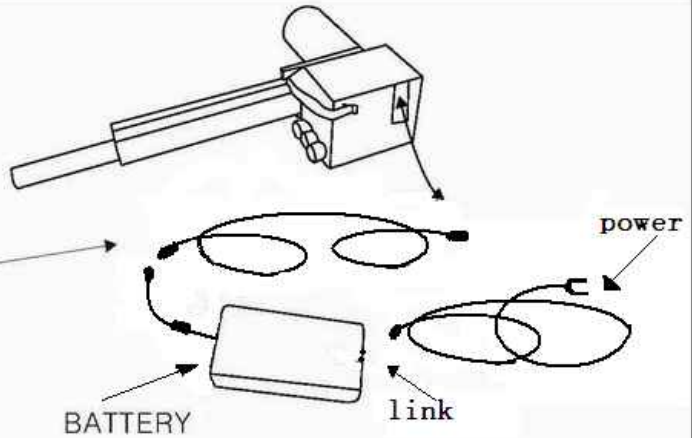


BASE 1PC

STEP 1



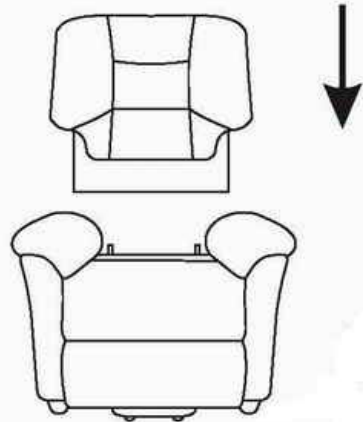
BOTTOM



STEP 2

BACK

MAKE SURE THE MALE BRACKETS ARE PLACED
IN THE FEMALE BRACKETS EVENLY



STEP 3

POWER LIFT RECLINER

