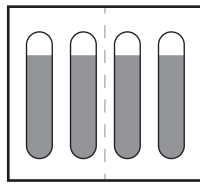


# INSTRUCTIONS

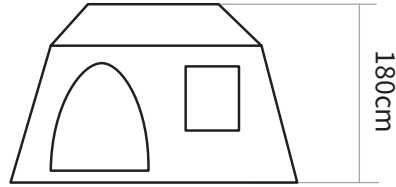
5.72m<sup>2</sup> PVC INFLATABLE TENT

## SIZE



260cm

220cm



180cm

## ACCESSORY



Tent  
\*1



Storage bag  
\*1



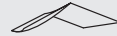
Tent peg  
\*14



Wind rope  
\*6



Pressure  
limiting pump  
\*1



Canopy  
\*1



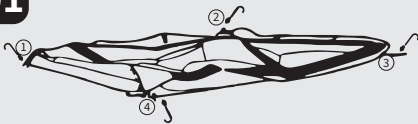
Tent pole  
\*2

## ATTENTION

- Please check the manual carefully and make sure you have received all the parts.
- If there is any missing, please let us know the letter of the parts you need.
- If there is any damage, please send clear photos to us, and we will check and offer you the best solution soon.

## INSTALLATION STEPS

01



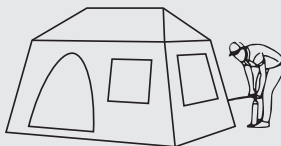
Unfold the tent and fix the 4 positions on the ground with tent pegs.

02



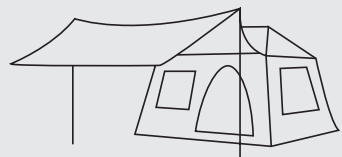
Connect the air pump to the tent inlet.

03



Pump for 3-5 minutes until the tent is fully open and the column is firm.

04



Put nails well, pull away the wind rope then secure it. The canopy and tent are linked by zippers.