



VOLTERREX™
Powered by ISM Lighting

150W

BALLOON LIGHT SERIES

WHY VOLTERREX?

- Over 5 Million+ Hours of Field Performance & Data!
- 10,000+ Units Sold!
- 5+ Years OEM Balloon Light Product, Design, & Manufacturing Excellence!

LED WORK LIGHT

150W KIT | 19,500 Lumens

ECONOMICAL



Long Lifespan & Energy Efficient High Performance LEDs

SMART



Remote Control with Dozens of Light Settings

SAFE



Glare-free + UL, FCC, CE, RoHs Certified

FAST



Set up in 60 seconds!



CONSTRUCTION



FIRE & LAW ENFORCEMENT



UTILITY



EMERGENCY & DISASTER



RENTAL/EVENT

US Patent No. 11287103



FEATURES

SAFETY

- **360 Degrees** of Glare-free Illumination
- **Glare-free** + UL, FCC, CE, RoHs Certified
- **Safety Certifications:** UL, CE, FCC, RoHs, IP42
- **Easy** Operation & Deployment

SMART

- **RF Remote Control** with Dozens of Brightness Level
- **Run multiple units** off a Portable Battery Pack or Gas Generator= Energy Efficient Benefits
- **80% Reduced CO2 Emissions** with LED Lights
- **Versatile Lighting:** Mount or Hang LED Balloon Light in Tents, Warehouses and more!

RELIABLE

- **3 Year Warranty** on LED, Safety Certifications and Testing,
- **10,000+** Units Sold, Over **5 Million+** Hours of Field Performance & Data!

BRIGHT

- **Bright but Not Blinding!** Utilizing **Proprietary Performance Diffusion Fabric**
- **High Performance & Reliable Samsung** LEDs rated for 50,000 Hours= 12+ Years of 365 Nighttime Operation!

PORTABLE

- **Fit Dozens of Units** into any Vehicle
- Product Includes **Carry Cases** for Protection & Convenience
- **Lightweight & Portable** Design for Recreation Setting
- **Small & Compact** for Storage in Car, Truck, Boat, RV Storage

FAST

- **360 Degrees of Illumination** Set up in **60 seconds!**
- Deploy Dozens of Units in **Minutes**

SPECIFICATIONS

Product Design	Modular 8 Sided + Top Panel
Total Wattage (W)	150W
Voltage (V)	AC 110-240 V
Frequency (Hz)	50/60 Hz
Operating Amps (A)	1.25 A

LED PERFORMANCE

Type	Samsung
Luminous Flux (Lumen)	19,500 Lumens
Color Temperature (Kelvin)	5,000K
Color Rendering Index (CRI)	>80
Lamp Life (Hrs)	50,000 Hrs

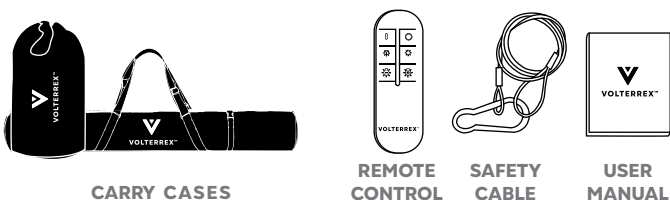
LED DIMENSIONS & WEIGHT

Diffuser Dimensions (Inflated)	15.7W x 15.7L x 9.8H in
LED Fixture Weight	7.15 lb (3.24 kg)
LED Fixture Dimensions	7W x 7L x 13H in
LED Power Cable	15 ft (457 cm)

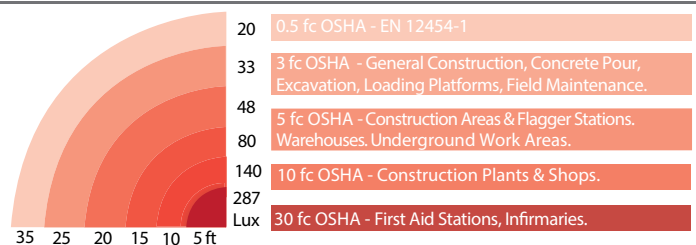
TRIPOD DIMENSIONS & WEIGHT

Tripod Dimensions (Collapsed)	2.8 ft (86 cm)
Tripod Dimensions (Extended)	6.5ft (200 cm)
Tripod Weight	7.1 lb (3.2 kg)
Tripod Footprint	31W x 31L x 78H in


ACCESSORIES



POLAR DIAGRAM (Radius of Light Illumination with Tripod)



APPLICATIONS



Website: Volterrex.com

Email: info@ismlighting.com

Call: 866-765-VOLT

Copyright 2022 - Volterrex™ | ISM Lighting, LLC